

A photograph of a MARTOC train at a station platform, blurred to indicate motion. The train is white with blue and yellow accents. The platform has white pillars and a red brick floor. In the background, there are modern buildings and a sky with some clouds.

MARTOC  
REPORT  
FISCAL  
YEAR  
2021



METROPOLITAN ATLANTA RAPID TRANSIT AUTHORITY

August 31, 2021

The Honorable Mary Margaret Oliver  
Chair, Metropolitan Atlanta Rapid Transit Overview Committee  
614-A Coverdell Legislative Office Building  
Atlanta, GA 30334

Dear Chair Oliver:

MARTA is pleased to present our annual report to the Metropolitan Atlanta Rapid Transit Overview Committee (MARTOC), prepared in accordance with the requirements established by Section 14A and 17G of the MARTA Act. This report contains information pertaining to the 2021 fiscal year, which covers the period from July 1, 2020 to June 30, 2021.

During the past year, historic steps were taken to strengthen the partnership between the State of Georgia and MARTA. Ten trust funds were established by HB 511, including the Transit Trust Fund, which will hold for-hire ground transportation fees for annual appropriation for transit capital projects. The platform extension at the MARTA Bankhead Station, which will serve a major new Microsoft campus as well as other area re-development, is among the first beneficiaries of this new state funding for transit, receiving \$6 million in the State of Georgia FY 2022 budget.

The COVID-19 pandemic continued to impact everything, including transit. In April, suspended bus routes were restored with the completion of needlepoint bi-polar ionization installed on every bus, and ridership continued its slow recovery. Additional rounds of federal relief ensured that MARTA remained on firm financial footing. The MARTA Board adopted the 10<sup>th</sup> consecutive balanced budget for FY22 and reserves and credit rating remained strong. Despite the pandemic, MARTA continued to prepare for the future by advancing capital projects, including new rail cars, station rehabilitation, track replacement, Clayton Riverdale Bus Rapid Transit (BRT), Summerhill BRT and the Streetcar East Extension.


As required by the MARTA Act, verified copies of this report will be filed with MARTOC, the presiding officers of the State Senate and State House of Representatives, and the State Auditor, as well as the governing authorities of each county and the largest municipality in the area served by MARTA. The report will be properly advertised, will be available at MARTA's headquarters office for public inspection, and will be posted on the Authority's website.

As Chair of the Board and General Manager/Chief Executive Officer of MARTA, we verify the contents of this report to be as accurate and complete as reasonably possible and in compliance with our understanding of the requirements of the above-mentioned legislation. We have made every attempt to provide comprehensive information within this document. Should any additional information or clarification be required, please do not hesitate to contact us at 404-848-5352.

Sincerely,



Rita A. Scott  
Chair, Board of Directors



Jeffrey A. Parker,  
General Manager/CEO

cc: Members, Metropolitan Atlanta Rapid Transit Overview Committee  
Governor, State of Georgia  
Lieutenant Governor, State of Georgia  
Speaker, Georgia House of Representatives  
Auditor, State of Georgia  
Mayor, City of Atlanta  
Members, Atlanta City Council  
Chair, Clayton County Board of Commissioners  
Members, Clayton County Board of Commissioners  
CEO, DeKalb County  
Members, DeKalb County Board of Commissioners  
Chair, Fulton County Board of Commissioners  
Members, Fulton County Board of Commissioners

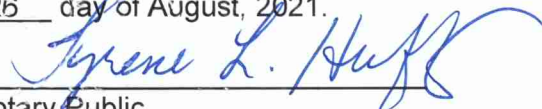
## REPORT VERIFICATION

Personally appeared before me, the undersigned authority duly authorized to administer oaths, RITA A. SCOTT, Chair, Board of Directors of the Metropolitan Atlanta Rapid Transit Authority, and JEFFREY A. PARKER, General Manager/Chief Executive Officer, each of whom on oath individually deposes and says that the information set forth in the foregoing attached statement submitted pursuant to the requirements of Section 14A and 17G of the MARTA Act, as amended, is true and correct to the best of their knowledge and belief.

As to **RITA A. SCOTT:**

  
\_\_\_\_\_  
Rita A. Scott  
Chair, Board of Directors  
Metropolitan Atlanta Rapid Transit Authority


Sworn to and subscribed before me this  
26 day of August, 2021.

  
\_\_\_\_\_  
Notary Public

As to **JEFFREY A. PARKER:**

  
\_\_\_\_\_  
Jeffrey A. Parker,  
General Manager/CEO  
Metropolitan Atlanta Rapid Transit Authority

Sworn to and subscribed before me this  
26 day of August, 2021.

  
\_\_\_\_\_  
Notary Public

# **METROPOLITAN ATLANTA RAPID TRANSIT AUTHORITY**

## **FINANCIAL STATEMENTS**

### **OPERATING AND CAPITAL CONSOLIDATED FINANCIAL STATEMENT**

This report reflects a consolidated summary of the Statement of Operating Revenues and Expenses and the Statement of Capital Sources and Expenditures. This report is unaudited. Please see the following page for details on the referenced statements.

#### **STATEMENT OF OPERATING REVENUES AND EXPENSES**

This report includes all revenue and expenses that are considered operating items per the MARTA Act. This report does not include any year-end reclassifications or adjustments that are routine to any year-end close-out. In addition, this report does not include any possible recommended adjustments from the external auditors; it is unaudited. This report is not meant to serve as MARTA's official financial statements. MARTA financial statements are prepared in accordance to Generally Accepted Accounting Principles. The referenced financial statements will be audited by an independent accounting firm and will be available in hard copy by December 2021.

#### **STATEMENT OF CAPITAL SOURCES AND EXPENDITURES**

This report reflects all sources of funds available to cover capital expenditures for FY 2021. It also details all capital expenditures, bond debt and related bond costs covered under the sources of funds. This report does not include any year-end reclassifications or adjustments that are routine to any year-end close-out. In addition, this report does not include any possible recommended adjustments from the external auditors; it is unaudited. This report is not meant to serve as MARTA's official financial statements. MARTA financial statements are prepared in accordance to Generally Accepted Accounting Principles. The referenced financial statements will be audited by an independent accounting firm and will be available in hard copy by December 2021.

**Metropolitan Atlanta Rapid Transit Authority**  
**Operating and Capital Consolidated Financial Statement**  
**June 30, 2021**  
**( Unaudited)**

Operating Revenue	\$ 649,916,926
Capital Funding	485,727,885
<b>Total Operating Revenue and Capital Funding</b>	<b><u>\$ 1,135,644,811</u></b>
Operating Expenses	\$ 515,556,449
Capital Expenditures	454,188,248
<b>Total Operating Expenses and Capital Expenditures</b>	<b><u>\$ 969,744,697</u></b>

**Metropolitan Atlanta Rapid Transit Authority**  
**Statement of Operating Revenues and Expenses**  
**June 30, 2021**  
**(Unaudited)**

**Revenues:**

Operating Sales Tax	\$ 262,947,962
Passenger Revenue	51,075,608
Ad Valorem Tax	33,452,352
Station Parking	566,248
Lease Income	9,804,057
Federal Assistance	276,017,636
Other Operating Revenue	16,053,063

**Total Operating Revenues**

\$ 649,916,926

**Expenses:**

Salaries	\$ 273,525,270
Benefits	129,608,013
Contractual Services	78,299,410
Materials & Supplies	40,620,408
Other Operating Expenses	14,909,160
Casualty & Liability	26,303,388
Other Non-Operating/ Misc.	2,176,351
Inventory Adjustments	(292,276)
Expense Allocated to Capital Projects	(49,593,275)

**Total Operating Expenses**

\$ 515,556,449

**Metropolitan Atlanta Rapid Transit Authority**  
**Statement of Capital Sources and Expenditures**  
**June 30, 2021**  
**(Unaudited)**

**Capital Sources:**

FY21 Beginning Capital Balance	\$	140,373,404
Sales Tax		294,145,184
Financing Baseline Program		0
Investment & Other Income		460,566
Federal Capital Assistance		48,426,568
State Capital Grants		2,322,163

**Total Capital Sources**

\$ 485,727,885

**Capital Expenditures:**

Capital Programs		
Vehicles		79,675,128
Facilities & Stations		68,481,532
Maintenance of Way		30,733,302
Systems		111,867,478
Non-Asset		15,860,935

**Total Capital Programs**

\$ 306,618,375

Bond Debt and Other Bond Costs

\$ 147,569,873

**Total Expenditures**

\$ 454,188,248

**METROPOLITAN ATLANTA RAPID  
TRANSIT AUTHORITY  
PAYMENTS AND CONTRACTS \$20,000 OR  
MORE**

This report lists all entities receiving more than \$20,000 during FY 2021 and the total amounts paid to them during the year, with some exclusions. Entities receiving funds withheld from employees' salaries, such as pension trustees, the transit union and those entities receiving tax withholdings are excluded.

This report also lists all contracts greater than \$20,000 entered into by MARTA for the procurement of equipment, supplies or construction as well as professional services and consultant contracts.



METROPOLITAN ATLANTA RAPID TRANSIT AUTHORITY

PAYMENTS AND CONTRACTS \$20,000 OR MORE

(FOR THE PERIOD OF JULY 1, 2020 THROUGH JUNE 30, 2021)

NAME	PURPOSE	CONTRACT #	AWARD DATE	TERM	AWARD AMOUNT	PAYMENTS MADE VIA SMALL PURCHASES, PO OR OTHER	TOTAL CONTRACT VALUE PAID TO DATE	TOTAL PAID IN FY 21
ALEX NGUYEN LAW FIRM, LLC	LEGAL SETTLEMENTS					\$ 57,750		\$ 57,750
A CUSTOMER'S POINT OF VIEW, INC.	MARTA'S MYSTERY CUSTOMER PROGRAM	P41113	9/6/2018	1 Year w/ 4(1) Year Options	\$ 297,002		\$ 270,225	\$ 101,125
AA ELECTRIC INC.	STOCK, RAIL CAR PARTS				\$ 383,482		\$ 383,482	\$ 600
AA ELECTRIC INC.	TRACTION MOTOR OPTICAL ENCODERS - STOCK INVENTORY PARTS	B46549	2/1/2021	5 Years	\$ 2,727,810		\$ 160,746	\$ 62,901
A-ACTION JANITORIAL SERVICE, INC.	DISINFECTION & SANITIZING OF VARIOUS OPERATING LOCATIONS IMPACTED BY STAFF WITH POSITIVE COVID-19 TESTS FROM 5/4/20-6/25/20					\$ 14,163		\$ 14,163
A-ACTION JANITORIAL SERVICE, INC.	FACILITY-WIDE JANITORIAL SERVICES	B37014	8/12/2016	2 Years w/ 3(1) year options	\$ 2,515,874		\$ 2,489,899	\$ 818,576
A-ACTION JANITORIAL SERVICE, INC.	PROCUREMENT OF TARGETED CLEANING SERVICES	P46854	7/28/2020	1 Year	\$ 199,750		\$ 134,165	\$ 134,165
AC & DC POWER TECHNOLOGIES	BATTERIES FOR UPS LOCATED AT BRADY MOBILITY					\$ 2,923		\$ 2,923
AC & DC POWER TECHNOLOGIES	FIELD SERVICE TO TEMPORARILY INSTALL UPS• DELIVER AND INSTALL TEMP UPS UTILIZING EP&E'S TOSHIBA 4400 80KVA UPS. • INSTALL 2 BATTERY CABINETS AND WIRING• INSTALL 2 TRANSFORMERS					\$ 6,000		\$ 6,000

NAME	PURPOSE	CONTRACT #	AWARD DATE	TERM	AWARD AMOUNT	PAYMENTS MADE VIA SMALL PURCHASES, PO OR OTHER	TOTAL CONTRACT VALUE PAID TO DATE	TOTAL PAID IN FY 21
AC & DC POWER TECHNOLOGIES	HINDLE POWER, FIELD RETROFIT KIT, PART#: EI10213-00 FOR HINDLE POWER AT10 BATTERY CHARGER (PO# 201801028)					\$ 6,804		\$ 6,804
AC & DC POWER TECHNOLOGIES	UPS EQUIPMENT REPAIR	Q45634A	4/23/2020	6 Months	\$ 25,527		\$ 25,527	\$ 25,527
AC & DC POWER TECHNOLOGIES	UPS INSTALLATION & REPLACEMENT SERVICES	P46583	7/2/2020	1 Year	\$ 89,121		\$ 89,121	\$ 73,869
ACCESS SECURITY PARKING INTEGRATED SOLUTIONS, LLC	MAINTENANCE OF PARKING CONTROL EQUIPMENT	P46686	2/19/2021	18 Months	\$ 150,780		\$ 78,081	\$ 62,980
ACCESS SECURITY PARKING INTEGRATED SOLUTIONS, LLC	MAINTENANCE OF PARKING CONTROL EQUIPMENT	Q40433	3/1/2018	2 years	\$ 198,960		\$ 189,437	\$ 13,070
ACL SERVICES LTD	PROFESSIONAL SERVICES FOR AN INTERNAL AUDIT GRC AUTOMATION TOOL	L46790	4/22/2020	1 Year	\$ 154,972		\$ 154,972	\$ 154,972
ACTION TIRE CO.	PROCUREMENT OF NON-REVENUE VEHICLE TIRES	B40864	5/28/2019	3 Year w/ 2 (1) Year Options	\$ 325,079		\$ 93,280	\$ 37,677
ADMAN PROMOTIONS, INC.	PROMOTIONAL MATERIALS					\$ 26,998		\$ 26,998
ADVANCED DISPOSAL SERVICES	REFUSE AND REMOVAL SERVICES	B38146	3/14/2017	4 Years w/ 1(1) Year Option	\$ 540,975		\$ 262,923	\$ 179,184
ADVANTAGE GRAPHICS & SIGNS/BRITE STAR INC.	1.5" SQUARE TUBING MOUNTED TO 8" SQUARE PLATE WITH (4) FOUR HOLES, 3/8" DIA.1" INSET, FOUR CORNERS	P44547	5/30/2020	One Year		\$ 3,696		\$ 3,696
ADVANTAGE GRAPHICS & SIGNS/BRITE STAR INC.	REFURBISHMENT OF AREA DIRECTORY SIGNS	B41545	12/13/2018	3 Years w/Two (1) Year Options	\$ 104,735		\$ 104,735	\$ 104,735
AED BRANDS, LLC	AED SUPPLIES					\$ 2,508		\$ 2,400

NAME	PURPOSE	CONTRACT #	AWARD DATE	TERM	AWARD AMOUNT	PAYMENTS MADE VIA SMALL PURCHASES, PO OR OTHER	TOTAL CONTRACT VALUE PAID TO DATE	TOTAL PAID IN FY 21
AED BRANDS, LLC	AUTOMATED EXTERNAL DEFIBRILLATORS	Q43610-A	4/2/2020	3 Years	\$ 199,987		\$ 94,065	\$ 94,065
AHEAD, INC.	VARIOUS HARDWARE AND SOFTWARE					\$ 174,979		\$ 174,979
AIRENERGY, INC.	BUS, STOCK PARTS AND STOCK, RAIL CAR PARTS,					\$ 167,986		\$ 167,986
AIRGAS USA, LLC	CORONA VIRUS CHARGES					\$ 7,230		\$ 7,230
AIRGAS USA, LLC	FEND-ALL TRI-LINGUAL SALINE REFILL CARTRIDGE FOR PURE FLOW 1000 EMERGENCY EYE WASH					\$ 4,349		\$ 4,349
AIRGAS USA, LLC	FREIGHT CHARGES					\$ 246		\$ 246
AIRGAS USA, LLC	PROCUREMENT OF INDUSTRIAL GASES SUPPLY & SERVICES	P44547	5/30/2020	1 Year	\$ 26,095		\$ 3,962	\$ 3,440
AIRGAS USA, LLC	STOCK, AUTO CREATED		12/13/2018	3 Years w/2 (1) Year Options		\$ 77,825		\$ 77,825
ALBURY GROUP, LLC	LEGAL SETTLEMENT					\$ 24,000		\$ 24,000
ALEX SIMANOVSKY & ASSOCIATES, LLC	LEGAL SETTLEMENT					\$ 25,000		\$ 25,000
ALEXANDER SHUNNARAH GULF COAST, LLP	LEGAL SETTLEMENT					\$ 22,000		\$ 22,000
ALIGNNETWORKS, INC.	WORKERS' COMPENSATION MEDICAL PAYMENTS					\$ 315,976		\$ 315,976

NAME	PURPOSE	CONTRACT #	AWARD DATE	TERM	AWARD AMOUNT	PAYMENTS MADE VIA SMALL PURCHASES, PO OR OTHER	TOTAL CONTRACT VALUE PAID TO DATE	TOTAL PAID IN FY 21
ALL SUPPLY COMPANY	STOCK, TOOLS & SUPPLIES					\$ 191,625		\$ 191,625
ALLEGIS GROUP HOLDINGS, INC., DBA MAJOR, LINDSEY & AFRICA, LLC	PROFESSIONAL RECRUITMENT SERVICES FOR MARTA'S CHIEF LEGAL COUNSEL	L48931	6/4/2021	6 Months	\$ 84,840		\$ 28,280	\$ 28,280
ALLIANCE BUS GROUP, INC.	STOCK, BUS PARTS					\$ 52,974		\$ 52,974
ALLIED ELECTRONICS	STOCK, RAIL CAR PARTS					\$ 73,095		\$ 73,095
ALLSTATE INSURANCE COMPANY	SUBROGATION SETTLEMENT					\$ 20,180		\$ 20,180
ALSTOM SIGNALING, INC.	STOCK, TOOLS & SUPPLIES					\$ 691,785		\$ 691,785
AMERICAN CARWASH	STOCK, TOOLS & SUPPLIES					\$ 54,473		\$ 54,473
AMERICAN TOWERS, INC.	LEASE AGREEMENT FOR RADIO ANTENNA - ALPHARETTA GRID #26001	L40123	10/26/2017	60 Months w/ 3 (5) Year Options	\$ 172,543		\$ 69,229	\$ 50,056
AMERICAN TOWERS, INC.	LEASE AGREEMENT FOR RADIO ANTENNA SITE - UNION CITY SITE 155/ #26047	L40123	11/2/2017	60 Months w/ 3 (5) Year Options	\$ 113,668		\$ 104,964	\$ 74,592
ANDERSON SAFETY, INC.	STOCK, TOOLS & SUPPLIES					\$ 94,486		\$ 94,486
ANOINTED PROFESSIONAL ENTERPRISES, INC.	PROCUREMENT OF TARGETED CLEANING SERVICES	P46835	6/8/2020	1 Year	\$ 198,280		\$ 60,241	\$ 55,906
ANTHEM BLUE CROSS BLUE SHIELD	GROUP HEALTH AND WELLNESS INSURANCE COVERAGES	P43938	7/1/2020	3 Years w/ 2 (1) Year Options	\$ 436,858,662		\$ 53,399,185	\$ 49,401,961

NAME	PURPOSE	CONTRACT #	AWARD DATE	TERM	AWARD AMOUNT	PAYMENTS MADE VIA SMALL PURCHASES, PO OR OTHER	TOTAL CONTRACT VALUE PAID TO DATE	TOTAL PAID IN FY 21
APOLLO VIDEO TECHNOLOGY	EXTERNAL REBUILDS FOR REPAIR					\$ 86,868		\$ 86,868
APOLLO VIDEO TECHNOLOGY	LIGHT RAIL VIDEO SURVEILLANCE INSTALLATION	P45327	4/30/2020	1 Year and 6 Months	\$ 190,976		\$ 102,092	\$ 31,966
ARCHER WESTERN CONSTRUCTION, LLC	TUNNEL VENTILATION SYSTEM REHABILITATION AND RENEWAL	P28659	6/15/2015	5 Years	\$ 79,937,547		\$ 64,671,328	\$ 51,623,268
ASCENTTRA, INC.	MARTA THREAT AND VULNERABILITY ASSESSMENT	P35742	7/11/2015	5 years and 3 months	\$ 634,958		\$ 603,682	\$ 417,728
ASK-INTTAG, LLC	MARTA'S CONTACTLESS SMART CARD FARE MEDIA (EXTENDED USE)	B32538	10/19/2015	2 Years w/ 3(1) Year Options	\$ 826,120		\$ 577,500	\$ 385,000
ASTRA GROUP, INC.	PERRY BUS FACILITY SECURITY ACCESS & SITE LIGHTING UPGRADES	B31448	6/6/2017	545 Days	\$ 724,346		\$ 162,270	\$ 162,270
AT&T	DATA TELECOMMUNICATION SERVICES BY AT&T	P38056	1/5/2018	3 Years w/ 2(1) Year Options	\$ 2,387,594		\$ 758,206	\$ 679,318
AT&T	VOICE AND DATA TELECOMMUNICATION SERVICES	P23464	3/2/2012	7 Years	\$ 1,805,920		\$ 954,939	\$ 566,243
AT&T MOBILITY	STATE OF GEORGIA AUTHORITY WIDE WIRELESS COMMUNICATION DEVICES & SERVICES	P43091	1/22/2019	2 year option	\$ 885,382		\$ 545,425	\$ 545,425
ATCO INTERNATIONAL	STOCK, TOOLS AND SUPPLIES					\$ 24,263		\$ 24,263
ATHENS PAPER	PRINTING PAPER FOR AUTHORITY-WIDE USE	B41368	6/7/2018	2 Years w/ 1(1) Year Option	\$ 264,304		\$ 198,472	\$ 46,978
ATLANTA JOURNAL CONSTITUTION	MARTA ACT ADVERTISING FEES					\$ 168,000		\$ 168,000

NAME	PURPOSE	CONTRACT #	AWARD DATE	TERM	AWARD AMOUNT	PAYMENTS MADE VIA SMALL PURCHASES, PO OR OTHER	TOTAL CONTRACT VALUE PAID TO DATE	TOTAL PAID IN FY 21
ATTORNEY CHARLES L. WEBB INC	LEGAL SETTLEMENT					\$ 115,000		\$ 115,000
AUDIOSEARS CORP	BUS, STOCK PARTS					\$ 34,012		\$ 34,012
AUTACO DEVELOPMENT, LLC	BUS STOP AMENITIES	P43079	6/18/2019	5 Years	\$ 13,867,851		\$ 998,297	\$ 834,437
AUTACO DEVELOPMENT, LLC	BUS STOP AMENITIES	P43079	6/18/2019	5 Years	\$ 1,211,138		\$ 1,211,134	\$ 730,064
AUTONATION FORD LINCOLN UNION CITY	COLLISION - BODY REPAIR - NON REV STOCK PARTS					\$ 58,368		\$ 58,368
AVS CONSULTING, LLC DBA STONE, MCELROY & ASSOCIATES	POLICE PSYCHOLOGICAL ASSESSMENT SERVICES	L39308	4/15/2017	3 Years	\$ 188,850		\$ 124,150	\$ 3,565
AVS CONSULTING, LLC DBA STONE, MCELROY & ASSOCIATES	PSYCHOLOGICAL ASSESSMENT PROGRAM	L45708	4/8/2020	3 Years	\$ 179,550		\$ 44,255	\$ 39,140
AWC NETWORKS, LLC	WORKERS COMPENSATION MEDICAL BILL PAYMENTS					\$ 32,069		\$ 32,069
AXALTA COATING SYSTEMS, LLC	STOCK, BUS PARTS					\$ 39,022		\$ 39,022
AXON ENTERPRISE, INC.	BODY WORN CAMERAS, VIDEO STORAGE AND ACCESSORIES	P47663	1/26/2021	5 years	\$ 3,322,345		\$ 698,665	\$ 698,665
BAKER COMMUNICATIONS INC	EXCEPTIONAL EXECUTIVE PRESENTATION TRAINING	L48420	3/19/2021	8 Months and 15 days	\$ 67,805		\$ 67,805	\$ 67,805
BALFOUR BEATTY INFRASTRUCTURE, INC.	STOCK, TOOLS & SUPPLIES					\$ 26,290		\$ 26,290

NAME	PURPOSE	CONTRACT #	AWARD DATE	TERM	AWARD AMOUNT	PAYMENTS MADE VIA SMALL PURCHASES, PO OR OTHER	TOTAL CONTRACT VALUE PAID TO DATE	TOTAL PAID IN FY 21
BATTERY DISTRIBUTORS INC	PROCUREMENT AND DISPOSAL OF BUS BATTERIES	B41545	12/13/2018	3 Years w/Two (1) Year Options	\$ 1,303,130		\$ 979,256	\$ 309,207
BATTERY DISTRIBUTORS INC	STOCK, NON-REVENUE VEHICLES - STOCK, RAIL CAR PARTS					\$ 15,581		\$ 15,581
BEAR COMMUNICATIONS, INC.	STOCK, EXTERNAL REPAIRS FOR COMMUNICATION					\$ 27,106		\$ 27,106
BEATTY CONSTRUCTION COMPANY	PCC PRIVACY WALL PHASE II	P45729	5/20/2020	6 Months	\$ 73,491		\$ 73,491	\$ 73,491
BERKELEY RESEARCH GROUP, LLC	CLAIMS ANALYSIS	L46709	4/22/2020	2 Years	\$ 400,000		\$ 389,700	\$ 389,700
BEY & ASSOCIATES, LLC	LEGAL SETTLEMENTS					\$ 20,914		\$ 20,914
BHA CONSULTING, LLC	ACTUARIAL CONSULTING SERVICES					\$ 27,767		\$ 27,767
BLOOMBERG, L.P.	BLOOMBERG SUBSCRIPTION		12/3/2018	3 years and 4 months	\$ 68,084		\$ 40,035	\$ 26,760
BOMBARDIER TRANS.	STOCK, RAIL CAR PARTS					\$ 686,608		\$ 686,608
BOMBARDIER TRANSPORTATION N.A.	WAYSIDE WORKER PROTECTION TRACKSAFE PHASE II	P36027	11/17/2015	4 Years w/ 1(1) Year Option	\$ 3,653,486		\$ 3,648,284	\$ 101,238
BOND PHARMACY, INC.	WORKERS COMPENSATION PHARMACY PAYMENTS					\$ 21,520		\$ 21,520
BOSWELL OIL COMPANY	SUPPLEMENTAL CONTRACT FOR ULTRA LOW SULPHUR CLEAR DIESEL AND UNLEADED GASOLINE BLENDED WITH 10% ETHANOL	P43949	4/9/2021	1 Year w/ 1(1) Year Option	\$ 9,000,000		\$ 1,798,209	\$ 500,767

NAME	PURPOSE	CONTRACT #	AWARD DATE	TERM	AWARD AMOUNT	PAYMENTS MADE VIA SMALL PURCHASES, PO OR OTHER	TOTAL CONTRACT VALUE PAID TO DATE	TOTAL PAID IN FY 21
BOYD CATON GROUP, INC.	PROFESSIONAL SERVICES FOR ACCIDENT INVESTIGATION SAFETY ASSESSMENT	L48439	5/13/2021	2 Years	\$ 200,000		\$ 199,949	\$ 199,949
BRADKEN	STOCK, RAIL CAR PARTS					\$ 80,678		\$ 80,678
BRIDGESTONE AMERICAS TIRE OPERATIONS, LLC	PROCUREMENT OF BUS TIRE LEASE AND SERVICES	B36296	2/9/2016	3 Years w/ 2(1) Year Options	\$ 11,168,631		\$ 11,168,630	\$ 702,620
BRISTOL FACILITIES COMPANY, INC.	PROCUREMENT OF TARGETED CLEANING SERVICES	P46829	6/18/2020	1 Year	\$ 197,791		\$ 153,117	\$ 147,721
BROWN ELECTRICAL SERVICES, LLC	ELECTRICAL INSTALLATION AND REPAIR SERVICES FOR THE MARTA HEADQUARTERS COMPLEX	Q41944	11/1/2018	2 Year Base w/ 2 Year Option	\$ 151,227		\$ 75,880	\$ 39,284
BUSINESS INTELLIGENCE INTERNATIONAL, CORP DBA ALIGNALYTICS	TECHNOLOGY SERVICES AND PRESCRIPTIVE MAINTENANCE	P42901	7/29/2019	1 year	\$ 125,000		\$ 125,000	\$ 55,000
C&D TECHNOLOGIES, INC. & SUBSIDIARIES	STOCK, TOOLS & SUPPLIES					\$ 45,840		\$ 45,840
C3M POWER SYSTEMS LLC	EMERGENCY ON-CALL REPAIRS AND MAINTENANCE FOR ATLANTA STREETCAR OVERHEAD CONTACT SYSTEM AND TRACTION POWER SUBSTATIONS	FC-8807	11/16/2016	1 Year w/ 3(1) Year Options	\$ 174,178		\$ 174,178	\$ 174,178
C3M POWER SYSTEMS LLC	EMERGENCY ON-CALL REPAIRS AND MAINTENANCE SERVICES FOR MARTA'S LIGHT RAIL OVERHEAD CONTACT SYSTEM AND TRACTION POWER SUBSTATIONS	B45064	6/4/2021	3 Years w/ 2(1) Year Options	\$ 1,575,812		\$ 224,505	\$ 224,505
CADUCEUS OCCUPATIONAL MEDICINE	EMPLOYMENT PHYSICALS, DRUG AND ALCOHOL SCREENING					\$ 2,294,994		\$ 2,294,994
CANON FINANCIAL SERVICES, INC.	MULTI-FUNCTIONAL PRINTERS (MFP) LEASE AND MAINTENANCE SERVICES	P33231	12/22/2016	3 Years w/ 2(1) Options	\$ 435,775		\$ 356,123	\$ 287,573
CARASOFT TECHNOLOGY CORP	ANNUAL RENEWAL OF THE DOCUSIGN SUBSCRIPTION SUPPORT AGREEMENT					\$ 40,696		\$ 40,696



NAME	PURPOSE	CONTRACT #	AWARD DATE	TERM	AWARD AMOUNT	PAYMENTS MADE VIA SMALL PURCHASES, PO OR OTHER	TOTAL CONTRACT VALUE PAID TO DATE	TOTAL PAID IN FY 21
CARASOFT TECHNOLOGY CORP	COMPLETE KITSKETCHUP PRO M&S - NETWORK - 1 YEAR UPGRADE 1 YEAR MAINTENANCE & SUPPORT					\$ 1,565		\$ 1,565
CARASOFT TECHNOLOGY CORP	RENEWAL OF MAPBOX GEOGRAPHICAL INFORMATION SYSTEM PLATFORM					\$ 15,700		\$ 15,700
CARROLL DANIEL/MOODY A JOINT VENTURE	CMAR FOR STATION REHAB PROGRAM	P44312	3/25/2020	5 years	\$ 1,859,985		\$ 160,506	\$ 138,931
CARTER & ASSOCIATES EQUITY,LLC	RENT PARTICIPATION AGREEMENT BETWEEN METROPOLITAN ATLANTA RAPID TRANSIT AND CARTER & ASSOCIATES EQUITY LLC				\$ 1,063,987		\$ 122,768	\$ 122,768
CBM US INC	STOCK, BUS PARTS					\$ 122,651		\$ 122,651
CDW GOVERNMENT, INC.	STOCK, COMMUNICATIONS PARTS					\$ 86,757		\$ 86,757
CENTER FOR INTERNET SECURITY	AUTHORITY-WIDE NETWORK SECURITY MONITORING AND ANALYSIS SERVICES	L39272	3/6/2017	4 Years	\$ 45,994		\$ 37,500	\$ 20,000
CENTER FOR TRANSPORTATION AND THE ENVIRONMENT	CONSULTING SERVICES FOR ZERO-EMISSIONS BUS PROGRAM	L47273	9/30/2020	3 Years and 3 months	\$ 420,000		\$ 110,000	\$ 101,111
CENTURY FIRE PROTECTION, LLC	STOCK, COMMUNICATIONS PARTS					\$ 171,387		\$ 171,387
CHRIS CHIMA NWACHUKWU, ESQUIRE	LEGAL SETTLEMENT					\$ 28,500		\$ 28,500
CIGNA HEALTH AND LIFE INSURANCE COMPANY	GROUP DENTAL INSURANCE COVERAGE	P43938	7/1/2020	3 Years w/ 2 (1) Year Options	\$ 22,357,245		\$ 3,609,377	\$ 3,381,873
CINTAS CORPORATION	UNIFORM JACKETS					\$ 2,001		\$ 2,001

NAME	PURPOSE	CONTRACT #	AWARD DATE	TERM	AWARD AMOUNT	PAYMENTS MADE VIA SMALL PURCHASES, PO OR OTHER	TOTAL CONTRACT VALUE PAID TO DATE	TOTAL PAID IN FY 21
CINTAS CORPORATION	PREVENTIVE MAINTENANCE & REPAIR SERVICES FOR BUS FIRE SUPPRESSION & GAS DETECTION SYSTEMS	B41132A	11/12/2018	3 Years w/ 1(1) Year Option	\$ 1,223,243		\$ 917,536	\$ 593,025
CINTAS CORPORATION	PROCUREMENT OF AUTHORITY-WIDE UNIFORMS FOR MARTA'S WORKFORCE	B36732A	5/23/2018	2 Years w/ 3(1) Year Option	\$ 2,645,743		\$ 1,805,250	\$ 124,358
CINTAS CORPORATION	PROCUREMENT OF AUTHORITY-WIDE UNIFORMS FOR MARTA'S WORKFORCE	P38752-A	2/10/2018	3 Years w/ 2(1) Options	\$ 3,674,189		\$ 718,829	\$ 718,829
CINTAS FIRE PROTECTION	COMPRESSED NATURAL GAS TANK INSPECTIONS	Q42786	1/22/2019	3 Years	\$ 75,000		\$ 68,035	\$ 34,930
CINTAS FIRE PROTECTION	HALON INSPECTION AND MAINTENANCE SERVICES FOR THE MARTA HEADQUARTERS BUILDING	Q39661	11/21/2017	3 Years w/ 2(1) Options	\$ 70,602		\$ 25,252	\$ 875
CINTAS FIRE PROTECTION	HALON INSPECTION AND MAINTENANCE SERVICES FOR THE MARTA HEADQUARTERS BUILDING	Q39661	11/21/2017	3 Years w/ 2(1) Options	\$ 114,494		\$ 25,347	\$ 22,627
CITISIDE PROPERTIES LLC	CITISIDE PROPERTIES LEASE AGRMT (1115 MT. ZION RD, LLC)		6/29/2018	3 years	\$ 50,850		\$ 48,000	\$ 36,000
CITY ELECTRIC SUPPLY	LAKEWOOD EMERGENCY PROCUREMENT	P45041	8/8/2019	1 year	\$ 10,094		\$ 9,418	\$ 2,352
CITY ELECTRIC SUPPLY	STOCK, TOOLS & SUPPLIES					\$ 260,435		\$ 260,435
CITY OF ATLANTA	UTILITIES, WATER/SEWER, CBS OUTDOOR ADVERTISING CONTRACT DEFERRED COMMISSIONS					\$ 632,247		\$ 632,247
CITY OF COLLEGE PARK	CBS OUTDOOR ADVERTISING CONTRACT DEFERRED COMMISSIONS - WATER/SEWER SERVICES					\$ 57,488		\$ 57,488
CITY OF DECATUR	STORM WATER FEES					\$ 39,990		\$ 39,990

NAME	PURPOSE	CONTRACT #	AWARD DATE	TERM	AWARD AMOUNT	PAYMENTS MADE VIA SMALL PURCHASES, PO OR OTHER	TOTAL CONTRACT VALUE PAID TO DATE	TOTAL PAID IN FY 21
CITY OF SANDY SPRINGS	CBS OUTDOOR ADVERTISING CONTRACT DEFERRED COMMISSIONS					\$ 48,399		\$ 48,399
CLAYTON COLLISION CENTER INC	BODY COLLISION REPAIR					\$ 22,559		\$ 22,559
CLEARWATER ANALYTICS	AUTOMATED INVESTMENT PORTFOLIO WITH ORACLE INTERFACE	P42566	11/7/2018	3 Years with Two (2) One-Year Options	\$ 168,750		\$ 80,483	\$ 47,584
CLEMENTS & SWEET, LLP	WORKERS' COMPENSATION SETTLEMENT					\$ 133,040		\$ 133,040
CLEVELAND ELECTRIC COMPANY	CCTV SYSTEM EXPANSION	B20200-A	6/14/2017	24 Months	\$ 438,586		\$ 406,729	\$ 369,955
CLEVELAND ELECTRIC COMPANY	CNG PROTECTION SYSTEM UPGRADE	B24337	9/16/2013	13 Years (2 yrs const., 1 yr Maint & Insp., 10 yrs in Options)	\$ 474,113		\$ 50,293	\$ 32,785
CLEVELAND ELECTRIC COMPANY	EMERGENCY TRIP STATION REPLACEMENT - GROUP 4	B34375	5/3/2018	5 Years w/ 1(1) Year Option	\$ 11,329,229		\$ 7,501,555	\$ 5,547,048
CLEVELAND ELECTRIC COMPANY	LAKEWOOD EMERGENCY PROCUREMENT	P45041	8/8/2019	1 year	\$ 972,388		\$ 805,399	\$ 50,381
CLEVELAND ELECTRIC COMPANY	PEACHTREE CENTER EMERGENCY PROCUREMENT	P44997	7/23/2019	4 months	\$ 63,813		\$ 62,813	\$ 62,813
CLEVELAND ELECTRIC COMPANY	REMOVAL AND DISPOSAL OF LARGE AMOUNTS OF OUT OF USE ELECTRICAL EQUIPMENT WITH 8000LB FORKLIFT AND (3) 30 YARD MIXED USE DUMPSTERS AT ARMOUR YARD MAINTENANCE FACILITY					\$ 8,815		\$ 8,815
CLEVELAND ELECTRIC COMPANY	RETENTION RELEASE					\$ 469,562		\$ 469,562
CLEVELAND ELECTRIC COMPANY	STANDBY POWER SYSTEMS GENERATOR REPLACEMENT	P31223	8/1/2016	1730 CD	\$ 1,109,531		\$ 774,142	\$ 573,705

NAME	PURPOSE	CONTRACT #	AWARD DATE	TERM	AWARD AMOUNT	PAYMENTS MADE VIA SMALL PURCHASES, PO OR OTHER	TOTAL CONTRACT VALUE PAID TO DATE	TOTAL PAID IN FY 21
CLEVELAND ELECTRIC COMPANY	SYSTEMWIDE UPS REPLACEMENT SWITCHGEAR REPLACEMENT	B28939	11/11/2016	1320 SNTP	\$ 21,626,225		\$ 21,171,394	\$ 99,738
CLEVER DEVICES LTD	RIDECHECK PLUS MAINTENANCE AND TECHNICAL SUPPORT MULTIYEAR RENEWAL	P44444	6/30/2019	4 Years	\$ 178,557		\$ 86,640	\$ 43,960
COBB COUNTY BOARD OF COMMISSIONERS	BREEZE CLEARINGHOUSE RECONCILIATION					\$ 385,719		\$ 385,719
COHEN & SINOWSKI, P.C.	LEGAL SETTLEMENTS					\$ 25,500		\$ 25,500
COLLEGE GA PARTNERS, LLC	INFRASTRUCTURE LEASE AGREEMENT BETWEEN MARTA AND DEVELOPMENT AUTHORITY OF THE CITY OF DECATUR (AVONDALE STATION PROJECT)	L42433	3/8/2018	99-Years	\$ 5,000,000		\$ 4,606,847	\$ 2,106,847
COMMUNITY FARMERS MARKET, INC.	MARTA'S FRESH PRODUCE MARKET INITIATIVE	Q37964	7/28/2016	6 Years	\$ 45,000		\$ 45,000	\$ 45,000
COMMUNITY FARMERS MARKET, INC.	MARTA'S FRESH PRODUCE MARKET INITIATIVE					\$ 117,842		\$ 117,842
COMPLETE ENVIRONMENTAL PRODUCTS, INC.	STOCK, TOOLS & SUPPLIES					\$ 30,524		\$ 30,524
COMPLIANCEPOINT, INC	PUCHASE CARD INDUSTRY QUALIFIED SECURITY ASSESSOR	Q42684	1/10/2019	2 Years	\$ 120,825		\$ 76,900	\$ 45,450
COMPSOURCE INC	APC INROW RD, 300MM, FLUID COOLED, 208-230V, 60HZ					\$ 22,454		\$ 22,454
CONCIERGE BUSINESS SOLUTIONS, INC.	CONCRETE PREP AND CLEANING OF BOLLARDS	Q46337	10/19/2020	180 days	\$ 37,100		\$ 37,100	\$ 37,100
CONFIDEX, INC.	MARTA'S CONTACTLESS SMART CARD FARE MEDIA (LIMITED USE)	B32538	10/19/2015	2 Years w/ 3(1) Year Options	\$ 2,570,717		\$ 225,202	\$ 122,484

NAME	PURPOSE	CONTRACT #	AWARD DATE	TERM	AWARD AMOUNT	PAYMENTS MADE VIA SMALL PURCHASES, PO OR OTHER	TOTAL CONTRACT VALUE PAID TO DATE	TOTAL PAID IN FY 21
CONNECTICUT GENERAL LIFE INS. CO.	GROUP HEALTH AND WELLNESS INSURANCE COVERAGES	P33463	7/1/2015	3 Years w/ 2 (1) Year Options	\$ 252,962,340		\$ 295,643,171	\$ 4,019,961
CONTINENTAL AMERICAN INSURANCE COMPANY (CAIC)	GROUP CRITICAL ILLNESS INSURANCE COVERAGE	P43938	7/1/2020	3 Years w/ 2 (1) Year Options	\$ 3,029,410		\$ 427,137	\$ 357,692
CONTINENTAL AMERICAN INSURANCE COMPANY (CAIC)	GROUP HEALTH AND WELLNESS INSURANCE COVERAGES (CRITICAL ILLNESS)	P33463	7/1/2015	3 Years w/ 2 (1) Year Options	\$ 2,095,608		\$ 2,074,299	\$ 32,457
CONTINENTAL CORDAGE	STOCK, RAIL CAR PARTS					\$ 33,109		\$ 33,109
CONVERGEONE, INC.	CISCO MASTER AGMT FOR SOFTWARE, HARDWARE, AND LIC MAINTENANCE UTILITIZING	P36322	12/1/2015	3 Years w/2 (1) Year Options	\$ 138,473		\$ 72,917	\$ 72,917
CONVERGEONE, INC.	PURCHASE OF CISCO COLLABORATION FLEX PLAN	B46939	12/16/2020	5 Years w/0 Options	\$ 1,057,390		\$ 211,478	\$ 211,478
CONVERGEONE, INC.	WEBEX PRODUCT SUBSCRIPTION	P47114	6/28/2020	3 Years w/0 Options	\$ 143,110		\$ 47,703	\$ 47,703
COUNTERTRADE PRODUCTS, INC.	RENEWAL OF THE AD MANAGER PLUS MANAGEENGINE SUBSCRIPTIONS, COMMUNICATIONS HARDWARE					\$ 40,654		\$ 40,654
COX RADIO	TRIV RADIO SPOT (WSB-FM, WSRV, WALR) 2 WEEK FLIGHT (2/8/21, 2/15/21)					\$ 25,820		\$ 25,820
CREATIVE MANAGEMENT TECHNOLOGY, INC.	PROCUREMENT OF TARGETED CLEANING SERVICES	P46832	8/4/2021	1 Year	\$ 198,472		\$ 195,202	\$ 191,683
CROWE LLP	ANNUAL FINANCIAL AND MANAGEMENT AUDITS FOR FISCAL YEARS 2018 THROUGH 2022	P38060	6/1/2017	3 Years w/2 (1) Year Options	\$ 421,886		\$ 239,742	\$ 164,635
CRUZ & ASSOCIATES, PC	LEGAL SETTLEMENTS					\$ 20,000		\$ 20,000

NAME	PURPOSE	CONTRACT #	AWARD DATE	TERM	AWARD AMOUNT	PAYMENTS MADE VIA SMALL PURCHASES, PO OR OTHER	TOTAL CONTRACT VALUE PAID TO DATE	TOTAL PAID IN FY 21
CSX TRANSPORTATION, INC.	MARTA FIVE POINTS STATION RISER ADDITION UNDER FORSYTH ST.	P47901	3/29/2021	18 Months	\$ 20,536		\$ 20,536	\$ 20,536
CUBIC TRANSPORTATION SYSTEMS	AFC SOFTWARE, HARDWARE, AND PROFESSIONAL SERVICES	P38189	9/30/2016	3 Years w/2 (1) Year Options	\$ 72,856,144		\$ 14,465,607	\$ 10,043,152
CUMMINS SALES AND SERVICE	MAINTENANCE & REPAIR OF 20 BUSES					\$ 81,635		\$ 81,635
CUMMINS SALES AND SERVICE	STOCK, BUS PARTS					\$ 2,269,584		\$ 2,269,584
CUMMINS, INC DBA CUMMINS POWER SOUTH	BUS ENGINE & TRANSMISSION OVERHAUL SERVICES	B38222	3/28/2017	3 Years, 6 Mos, 7 days	\$ 200,740		\$ 200,740	\$ 200,740
CUMMINS, INC DBA CUMMINS POWER SOUTH	CUMMINS ENGINE EXCHANGE PROGRAM	B41702	5/28/2019	5 years	\$ 16,964,649		\$ 1,640,217	\$ 1,067,244
CUMMINS-ALLISON CORPORATION	MONEY ROOM EQUIPMENT MAINTENANCE	P47774	12/17/2020	1 Year	\$ 40,946		\$ 40,946	\$ 40,946
CYTEC CORPORATION	SINGLE POLE VXi SWITCH MODULE SWITCH MODULE WITH NEW HV REED RELAYS					\$ 27,960		\$ 27,960
D&B JANITORIAL SERVICE	PROCUREMENT OF TARGETED CLEANING SERVICES	P46759	5/11/2020	1 Year	\$ 199,960		\$ 60,648	\$ 60,648
DANA SAFETY SUPPLY	POLICE BALLISTIC VESTS AND CARRIERS	Q42675	2/4/2019	2 Years	\$ 137,655		\$ 82,534	\$ 64,279
DANA SAFETY SUPPLY	POLICE BALLISTIC VESTS AND CARRIERS	Q42675	2/4/2019	2 Years	\$ 29,040		\$ 29,040	\$ 29,040
DANA SAFETY SUPPLY	LEVEL II BALLISTIC VESTS DURING TRANSITION BETWEEN CONTRACTS					\$ 1,497		\$ 1,497

NAME	PURPOSE	CONTRACT #	AWARD DATE	TERM	AWARD AMOUNT	PAYMENTS MADE VIA SMALL PURCHASES, PO OR OTHER	TOTAL CONTRACT VALUE PAID TO DATE	TOTAL PAID IN FY 21
DANIEL A. BROWN	LEGAL SETTLEMENT					\$ 50,000		\$ 50,000
DASH CREATIVE AGENCY	ARTWORK IN GRANT STREET TUNNEL	L47202	8/10/2020	1 Year	\$ 119,983		\$ 119,744	\$ 81,735
DATAWORKS PLUS, LLC	LIVESCAN PLUS W/RAPID ID					\$ 59,310		\$ 59,310
DC BLOX, INC.	COLOCATION OF TECHNOLOGY DATA CENTER AND SERVICES	P40188	8/30/2018	3 years w/ 2 - 1 Year Options	\$ 1,853,660		\$ 509,206	\$ 479,913
DEBORAH BREWSTER	LEGAL SETTLEMENT					\$ 22,569		\$ 22,569
DEKALB COUNTY BOARD OF COMMISSIONERS	UTILITIES - WATER BILLS					\$ 256,752		\$ 256,752
DEKALB COUNTY GOVERNMENT	BUS SHELTER ADVERTISING					\$ 137,124		\$ 137,124
DEKALB COUNTY TAX COMMISSIONER	STORMWATER BILLING					\$ 82,363		\$ 82,363
DELL FASTENER, CORP.	STOCK, RAIL CAR PARTS					\$ 44,890		\$ 44,890
DELL MARKETING L.P.	AUTHORITY-WIDE MICROSOFT SOFTWARE LICENSES	P45481	4/29/2020	1 Year	\$ 1,460,003		\$ 1,449,767	\$ 1,449,767
DELL MARKETING L.P.	AZURE COMMERCIAL DESKTOP LICENSE SUBSCRIPTION	P49511	5/1/2020	1 Year	\$ 88,800		\$ 44,400	\$ 44,400
DELL MARKETING L.P.	DESKTOP EQUIPMENT AND DEPLOYMENT SERVICES	P38567-A	12/18/2018	3 Years w/2 (1) Year Options	\$ 2,390,650		\$ 2,148,427	\$ 316,657

NAME	PURPOSE	CONTRACT #	AWARD DATE	TERM	AWARD AMOUNT	PAYMENTS MADE VIA SMALL PURCHASES, PO OR OTHER	TOTAL CONTRACT VALUE PAID TO DATE	TOTAL PAID IN FY 21
DELL MARKETING L.P.	LICENSING OF VARIOUS MICROSOFT PRODUCTS	P39125	2/26/2017	3 Years w/2 (1) Year Options	\$ 376,201		\$ 133,189	\$ 5,264
DELTA AIRLINES, INC.	ELECTROSTATIC SPRAYERS					\$ 50,420		\$ 50,420
DELTA DENTAL INSURANCE COMPANY	GROUP HEALTH AND WELLNESS COVERAGES (DENTAL)	P33463	7/1/2015	3 Years w/ 2 (1) Year Options	\$ 17,726,765		\$ 15,124,156	\$ 165,244
DERMER APPEL RUDER, LLC	LEGAL SETTLEMENT					\$ 250,000		\$ 250,000
DIGITAL FACILITIES CORP.	SUBSCRIPTION					\$ 56,365		\$ 56,365
DILIGENT CORPORATION	BOARD MANAGEMENT SOFTWARE SYSTEM	Q47603	3/11/2021	3 Years	\$ 103,000		\$ 20,600	\$ 20,600
DIRECT TECHNOLOGY GROUP, INC.	PROCUREMENT OF HARDWARE & LICENSING FOR SQL SERVER TO MIGRATE FROM C-CURE 800 TO C-CURE 9000					\$ 82,660		\$ 82,660
DIRECT TECHNOLOGY GROUP, INC.	SYMANTEC ENDPOINT PROTECTION - MAINTENANCE (RENEWAL) (1 YEAR) - 1 DEVICE					\$ 25,350		\$ 25,350
DIVERSE ENTERPRISE	STOCK, TOOLS & SUPPLIES					\$ 39,291		\$ 39,291
DLT SOLUTIONS	RENEWAL ARCHITECTURE ENGINEERING & CONSTRUCTION COLLECTION IC GOVERNMENT				\$ 38,788		\$ 38,788	\$ 38,788
DOCUSIGN, INC.	DOCUSIGN LICENSES	L40203	3/9/2017	3 Years	\$ 73,662		\$ 70,612	\$ 70,612
DOWNEY & CLEVELAND, LLP	LEGAL SETTLEMENT					\$ 125,000		\$ 125,000



NAME	PURPOSE	CONTRACT #	AWARD DATE	TERM	AWARD AMOUNT	PAYMENTS MADE VIA SMALL PURCHASES, PO OR OTHER	TOTAL CONTRACT VALUE PAID TO DATE	TOTAL PAID IN FY 21
DRUGPAK, LLC	DRUG & ALCOHOL SOFTWARE	P43284	1/5/2021	3 Years w/ 2 (1) Year Options	\$ 564,385		\$ 113,535	\$ 113,535
DWAYNE LEE	WORKERS COMPENSATION SETTLEMENT					\$ 162,965		\$ 162,965
EAST POINT CITY OF/CITY HALL	CBS BUS SHELTER ADVERTISING					\$ 107,265		\$ 107,265
EISON INDUSTRIAL SALES	STOCK, TOOLS & SUPPLIES					\$ 69,138		\$ 69,138
ELAYNE BERRY	LEGAL SETTLEMENT					\$ 26,836		\$ 26,836
ELECTRICAL CABLE SPECIALISTS	STOCK, MOW PARTS, REBUILD					\$ 76,600		\$ 76,600
ELECTRO-WIRE, INC.	STOCK, RAIL CAR PARTS					\$ 52,150		\$ 52,150
EMERGENT, LLC.	RENEWAL RED HAT ENTERPRISE					\$ 53,771		\$ 53,771
ENGHOUSE INTERACTIVE, INC., DBA ENGHOUSE TRANSPORTATION LLC	RENEWAL OF MAINTENANCE SUPPORT FOR TELEDRIVER 8.1.6 DRIVER MANAGEMENT SYSTEM	L39961	7/1/2017	6 Years	\$ 426,186		\$ 142,062	\$ 142,062
ENGINEERING SYSTEMS, INC.	CONSULTING SERVICES FOR LEGAL MATTER					\$ 20,241		\$ 20,241
ENO TRANSPORTATION FOUNDATION	ENO MEMBERSHIP - GROUP 2021 MAX MEMBERSHIP		3/19/2021		\$ 29,500		\$ 29,500	\$ 29,500
ENSCO RAIL, INC.	ATIS PILOT PROGRAM - BLANKET P.O. 201802067 TRANSFER	P38738	9/13/2017	2 Years	\$ 3,330,810		\$ 2,140,600	\$ 537,415

NAME	PURPOSE	CONTRACT #	AWARD DATE	TERM	AWARD AMOUNT	PAYMENTS MADE VIA SMALL PURCHASES, PO OR OTHER	TOTAL CONTRACT VALUE PAID TO DATE	TOTAL PAID IN FY 21
ENSCO RAIL, INC.	PROCUREMENT OF AUTOMATED TRACK GEOMETRY MEASUREMENT TESTING SERVICES	B38866	10/20/2017	3 Years w/ 2(1) Year Options	\$ 259,600		\$ 149,700	\$ 97,900
ENTERPRISE HOLDINGS, INC.	RENTAL REIMBURSEMENT RELATED TO AUTO LIABILITY PROPERTY DAMAGE CLAIMS					\$ 36,497		\$ 36,497
ENVIRONMENTAL SYSTEMS RESEARCH INSTITUTE, INC.	RENEWAL OF ARCGIS SOFTWARE MAINTENANCE CONTRACT	P45386	9/21/2020	1 Year	\$ 87,614		\$ 87,614	\$ 34,800
EVERBRIDGE INC	MASS NOTIFICATION SYSTEM	P41334	8/13/2018	1 Year w/ 2 (1) Year Options	\$ 139,924		\$ 139,924	\$ 70,131
EXPERIS TECHNOLOGY GROUP, INC	(X4) HP DL360 GENERATION 10 SERVERS FOR AD DOMAIN CONTROLLER SERVERS					\$ 30,040		\$ 30,040
EXPRESS SCRIPTS, INC	WORKERS COMPENSATION PHARMACY PAYMENTS					\$ 363,462		\$ 363,462
EZEKIEL CONSTRUCTION	GENERAL CONSTRUCTION SERVICES FOR MARTA HQ COMPLEX	Q42427	10/1/2018	1 year plus 6 months	\$ 198,694		\$ 197,748	\$ 20,148
F.H. PASCHEN, S.N. NEILSEN & ASSOCIATES LLC	JOB ORDER CONTRACT	B36704	7/17/2017	1 Year w/ 4(1) Year Options	\$ 22,500,000		\$ 9,204,885	\$ 2,021,121
FASTENAL COMPANY	PROCUREMENT OF BUS AND RAIL FASTENERS	B38322	5/12/2017	3 Years	\$ 365,384		\$ 363,549	\$ 21,911
FEDERAL METAL PRODUCTS	STOCK, RAIL CAR PARTS - SCHEDULED DELIVERIES/QUOTES ATTACHED					\$ 20,925		\$ 20,925
FEDERAL RESOURCES SUPPLY COMPANY	BOMB SUITS	Q44766B	6/1/2020	12 Months	\$ 168,164		\$ 168,164	\$ 168,164
FEMCO	ROLLER DOLLIES					\$ 29,370		\$ 29,370

NAME	PURPOSE	CONTRACT #	AWARD DATE	TERM	AWARD AMOUNT	PAYMENTS MADE VIA SMALL PURCHASES, PO OR OTHER	TOTAL CONTRACT VALUE PAID TO DATE	TOTAL PAID IN FY 21
FIPLEX COMMUNICATIONS INC	STOCK, COMMUNICATIONS PARTS					\$ 71,998		\$ 71,998
FIRE & LIFE SAFETY AMERICA	MAINTENANCE AND REPAIR SERVICES FOR THE SPRINKLER FIRE SUPPRESSION SYSTEM AT MARTA HEADQUARTERS	Q36892	12/8/2016	3 Years w/ 2 (1) Year Options	\$ 28,390		\$ 19,778	\$ 19,398
FIRE & LIFE SAFETY AMERICA	PROCUREMENT OF FIRE SUPPRESSION SYSTEMS INSPECTION & TESTING SERVICES	B38779	8/18/2018	3 Years	\$ 129,935		\$ 43,563	\$ 43,563
FIRST CHOICE RESEARCH AND INVESTIGATIONS, LLC DBA FIRST CHOICE BACKGROUND SCREENING	AUTOMATION OF BACKGROUND SCREENS	P41453	10/11/2018	2 years	\$ 157,918		\$ 73,490	\$ 42,140
FISHER SCIENTIFIC COMPANY, LLC	HANDHELD ANALYZER	Q44723A	11/10/2020	5 Years, 3 Months	\$ 116,700		\$ 116,700	\$ 116,700
FIVE POINTS INFRASTRUCTURE SERVICES, LLC	PATCH MANAGER SOFTWARE AS A SERVICE (SAAS)	P47107	11/6/2020	5 Years	\$ 149,440		\$ 29,888	\$ 29,888
FIVE POINTS SERVICE INC.	PROCUREMENT OF EXTENDED SERVICE ANTIFREEZE (YR 1 & 2 - \$4.78 AND YR 3 - \$4.95)	B42074	11/28/2018	3 Years w/Two (1) Year Options	\$ 435,300		\$ 306,170	\$ 149,061
FLEETWASH, INC.	PROCUREMENT OF TARGETED CLEANING SERVICES	P46706	5/8/2020	1 Year	\$ 199,811		\$ 109,293	\$ 109,293
FOUNDATION BUILDING MATERIALS	STOCK, TOOLS & SUPPLIES					\$ 21,000		\$ 21,000
FOY & ASSOCIATES P.C.	LEGAL SETTLEMENT					\$ 547,902		\$ 547,902
FRANKLIN COVEY	EMPLOYEE TRAINING PROGRAMMING	L47479	8/1/2020	1 Year	\$ 81,800		\$ 81,800	\$ 81,800
FRANKLIN COVEY	PROFESSIONAL SERVICES FOR A CONSULTANT FOR 4DX IMPLEMENTATION	L38628	10/12/2016	1 Year and 8 Months	\$ 291,912		\$ 251,276	\$ 125,638

NAME	PURPOSE	CONTRACT #	AWARD DATE	TERM	AWARD AMOUNT	PAYMENTS MADE VIA SMALL PURCHASES, PO OR OTHER	TOTAL CONTRACT VALUE PAID TO DATE	TOTAL PAID IN FY 21
FREEBAIRN & CO. INC.	MARTA TRIV - COMMUNICATION TOOLS					\$ 27,550		\$ 27,550
FUSECO INC.	STOCK, TOOLS & SUPPLIES					\$ 932,357		\$ 932,357
G & W EQUIPMENT, INC.	FOUR FIVE THOUSAND POUND FORKLIFTS					\$ 108,037		\$ 108,037
GALLS, LLC	MARTA POLICE DEPARTMENT UNIFORMS AND EQUIPMENT - GROUP 3	B34185A	11/30/2015	3 Years Base plus 1 Year Option	\$ 569,336		\$ 211,546	\$ 69,800
GALLS, LLC	PROCUREMENT OF MPD UNIFORMS AND EQUIPMENT - GROUP 3	B34185A	11/30/2015	3 Years Base plus 1 Year Option	\$ 312,580		\$ 292,092	\$ 9,512
GALLS, LLC	PROCUREMENT OF MPD UNIFORMS FOR BIKE PATROL AND ADMINISTRATIVE SERVICES	B40330	4/26/2018	3 Years Base plus 1 Year Option	\$ 111,375		\$ 11,528	\$ 2,757
GC&E SYSTEMS GROUP, INC.	BODY CAMERAS, VIDEO STORAGE, AND ACCESSORIES	P40002	1/1/2018	3 Years	\$ 94,744		\$ 94,744	\$ 94,744
GDS ASSOCIATES, INC.	ENERGY, UTILITY & FUEL CONSULTING SERVICES	P37802	8/4/2017	3 Years w/ 2(1) Year Options	\$ 500,907		\$ 121,130	\$ 55,211
GEICO GENERAL INSURANCE COMPANY	SUBROGATION SETTLEMENT					\$ 37,728		\$ 37,728
GENUINE PARTS COMPANY - NAPA	STOCK, TOOLS & SUPPLIES					\$ 44,174		\$ 44,174
GEORGIA INSTITUTE OF TECHNOLOGY DBA GEORGIA TECH	STUDENT COOP - HUNTER ABEL					\$ 28,031		\$ 28,031
GEORGIA PACIFIC OFFICE BLDG C/O	LEASE AGREEMENT FOR RADIO ANTENNA SITE - GEORGIA-PACIFIC CENTER	L40123	10/26/2017	60 Months w/ 1 (5) Year Option	\$ 174,859		\$ 84,600	\$ 56,400

NAME	PURPOSE	CONTRACT #	AWARD DATE	TERM	AWARD AMOUNT	PAYMENTS MADE VIA SMALL PURCHASES, PO OR OTHER	TOTAL CONTRACT VALUE PAID TO DATE	TOTAL PAID IN FY 21
GEORGIA PIEDMONT TECHNICAL COLLEGE	CDL CLASS					\$ 80,960		\$ 80,960
GEORGIA PIEDMONT TECHNICAL COLLEGE	TRANSIT OPERATOR TRAINING COURSES	P45519	2/1/2020	3 Years	\$ 787,100		\$ 144,280	\$ 134,680
GEORGIA POWER COMPANY	ELECTRICAL POWER FOR FACILITIES					\$ 11,734,698		\$ 11,734,698
GEORGIA REGIONAL TRANSPORTATION AUTHORITY (GRTA)	BREEZE CLEARINGHOUSE RECONCILIATION					\$ 691,164		\$ 691,164
GEORGIA STATE UNIV. RESEARCH	PROFESSIONAL SERVICES FOR TRAINING-BASED ASSESSMENT FOR LIEUTENANTS	L48280	5/12/2021	1 Year	\$ 32,124		\$ 32,124	\$ 32,124
GEORGIA STATE UNIV. RESEARCH	TRAINING-BASED ASSESSMENT FOR SERGEANTS	L46531	7/24/2021	24 Months	\$ 98,792		\$ 49,396	\$ 49,396
GEORGIA STATE UNIVERSITY	SALES TAX FORECASTING	L42623	9/18/2018	2 Years	\$ 85,000		\$ 85,000	\$ 25,000
GEORGIA STATE UNIVERSITY	SALES TAX FORECASTING	L47514	12/17/2020	2 Years	\$ 150,000		\$ 15,000	\$ 15,000
GEORGIA TRIAL ATTORNEYS AT KIRCHEN & GRANT LLC	LEGAL SETTLEMENT					\$ 74,000		\$ 74,000
GEORGIALINK PUBLIC AFFAIRS GROUP	PROFESSIONAL SERVICES FOR LOBBYING - GEORGIALINK	L47990	1/1/2021	1 year	\$ 88,000		\$ 53,000	\$ 48,000
GIBBS AUTOMOTIVE & ELECTRONIC, LLC	VEHICLE TOWING SERVICES	B39301A	8/3/2018	3 Year w/ 2 (1) Year Options	\$ 270,418		\$ 98,954	\$ 98,954
GIBBS AUTOMOTIVE & ELECTRONIC, LLC	VEHICLE TOWING SERVICES	B39301A	8/3/2018	3 Year w/ 2 (1) Year Options	\$ 466,882		\$ 466,882	\$ 39,766

NAME	PURPOSE	CONTRACT #	AWARD DATE	TERM	AWARD AMOUNT	PAYMENTS MADE VIA SMALL PURCHASES, PO OR OTHER	TOTAL CONTRACT VALUE PAID TO DATE	TOTAL PAID IN FY 21
GILLIG CORPORATION	MAINTENANCE - STOCK, BUS PARTS					\$ 2,407,603		\$ 2,407,603
GILLIG CORPORATION	PROCUREMENT OF FORTY FOOT (40') CNG BUSES	P35484	11/29/2016	5 Years	\$ 86,553,079		\$ 10,598,157	\$ 10,598,157
GILLY VENDING, INC.	SECURITY DEPOSIT-CONTRACT TERMINATION					\$ 81,250		\$ 81,250
GLOBAL INVESTIGATIONS INC.	ACCIDENT INVESTIGATIONS					\$ 24,546		\$ 24,546
GLOBALGEEKS, INC.	PERSONAL PROTECTIVE FACIAL MASKS					\$ 91,855		\$ 91,855
GODFREY & KAHN S.C.	PROFESSIONAL SERVICES TO REVIEW MARTA'S GROUP HEALTH CONTRACT	L47179	7/27/2020	5 Months	\$ 150,500		\$ 150,500	\$ 150,500
GOLDEN ENGINEERING, INC.	COPPER FILTERS					\$ 41,605		\$ 41,605
GRABAUSKAS CONSULTING	PROFESSIONAL SERVICES FOR IMPLEMENTATION OF MARTA RAIL STATION TRANSFORMATION INITIATIVE	L45180	10/2/2019	1 year	\$ 146,411		\$ 105,755	\$ 63,982
GRADY EMS, LLC	AMBULANCE BILLS RELATED TO WORKERS COMPENSATION FOR INJURED WORKERS					\$ 20,847		\$ 20,847
GRADY MEMORIAL HOSPITAL CORPORATION	WORKERS COMPENSATION MEDICAL BILLS					\$ 146,659		\$ 146,659
GRAINGER	STOCK, TOOLS & SUPPLIES					\$ 38,866		\$ 38,866
GRAYBAR ELECTRIC	STOCK, TOOLS & SUPPLIES					\$ 205,675		\$ 205,675

NAME	PURPOSE	CONTRACT #	AWARD DATE	TERM	AWARD AMOUNT	PAYMENTS MADE VIA SMALL PURCHASES, PO OR OTHER	TOTAL CONTRACT VALUE PAID TO DATE	TOTAL PAID IN FY 21
GRESHAM TRANSPORTATION SERVICES, LLC.	SUPPLEMENTAL MOBILITY OPERATIONS AND MAINTENANCE SERVICES	P43706	4/1/2019	4 Years w/ 1(1) Year Option	\$ 28,890,159		\$ 9,414,493	\$ 6,999,709
GROUP ALPHA, INC.	PROCUREMENT OF AUTOMATIC PROPULSION SYSTEM	P46752	11/13/2020	2 Years	\$ 47,110		\$ 47,110	\$ 47,110
GROUP ALPHA, INC.	PROPULSION SYSTEM BOARD TESTERS	P40511	12/19/2017	33 Months	\$ 686,060		\$ 686,060	\$ 228,687
GUITAR CENTER STORES, INC.	BOARDROOM AND BOARD LOUNGE AUDIO VISUAL UPGRADE	P47057	7/17/2020	9 Months	\$ 58,022		\$ 52,437	\$ 52,437
GUNNER ENGINEERING, INC.	CQ311/312 TRUCK AIR BAGS	P40569	2/9/2018	4 Years	\$ 1,225,080		\$ 1,062,720	\$ 110,700
GUNNER ENGINEERING, INC.	STOCK, RAIL CAR PARTS					\$ 238,438		\$ 238,438
GWINNETT COUNTY BOARD OF COMMISSIONERS	BREEZE CLEARINGHOUSE RECONCILIATION					\$ 301,896		\$ 301,896
HAGEN, ROSSKOPH & EARLE, LLC.	LEGAL SETTLEMENT					\$ 35,500		\$ 35,500
HARDY CHEVROLET-PONTIAC-BUICK, INC.	PROCUREMENT OF POLICE SERVICE VEHICLES	P43612	9/20/2019	150 Days	\$ 269,674		\$ 269,674	\$ 269,674
HARRIS, ROTHENBERG INTERNATIONAL INC.	EMPLOYEE ASSISTANCE PROGRAM (EAP)	P31746	12/11/2014	3 Years w/ 2 (1) Year Options	\$ 308,200		\$ 207,798	\$ 4,130
HARRIS, ROTHENBERG INTERNATIONAL INC.	EMPLOYEE ASSISTANCE PROGRAM (EAP)	P43310	5/1/2020	3 Years w/2 (1) Year Options	\$ 550,675		\$ 43,916	\$ 40,454
HASNER LAW, PC	LEGAL SETTLEMENT					\$ 76,294		\$ 76,294

NAME	PURPOSE	CONTRACT #	AWARD DATE	TERM	AWARD AMOUNT	PAYMENTS MADE VIA SMALL PURCHASES, PO OR OTHER	TOTAL CONTRACT VALUE PAID TO DATE	TOTAL PAID IN FY 21
HEWLETT PACKARD ENTERPRISE COMPANY	ANNUAL RENEWAL OF HP 4 HOUR 24X7 W DMR PROACTIVE CARE SVC PACKAGE FOR 355 SERVERS   H1K93AC					\$ 157,281		\$ 157,281
HINTON & POWELL	LEGAL SETTLEMENT					\$ 55,000		\$ 55,000
HOLLAND & KNIGHT LLP	PROFESSIONAL GOVERNMENTAL AFFAIRS SERVICES	P40331	7/12/2018	2 Years w/3(1) Year Options	\$ 1,014,000		\$ 606,000	\$ 181,500
HONEYWELL INTERNATIONAL, INC.	HONEYWELL EBI, PHASE II - A AND B	P44417	9/10/2019	16 Months	\$ 132,854		\$ 132,854	\$ 71,378
HOPPECKE BATTERIES, INC.	BATTERY, RAIL CAR					\$ 101,600		\$ 101,600
HOYT CORPORATION	STOCK, RAIL CAR PARTS					\$ 61,495		\$ 61,495
IA-ADVANCED TELECOM SOLUTIONS LLC	ONLINE SECURITY AWARENESS TRAINING	Q46353	9/30/2020	3 years	\$ 82,350		\$ 27,450	\$ 27,450
IBP INDUSTRIES, INC.	STOCK, BUS PARTS					\$ 108,929		\$ 108,929
IDS GLOBAL	PROCUREMENT OF MARTA'S UTILITIES LOCATE SERVICES	B41279	7/12/2018	3 Year w/ 2(2) Year Options	\$ 524,030		\$ 524,030	\$ 67,187
IDS GLOBAL	PROCUREMENT OF MARTA'S UTILITIES LOCATE SERVICES	B41279	7/12/2018	3 Year w/ 2(2) Year Options	\$ 239,170		\$ 208,328	\$ 174,171
IMPACT PUBLIC AFFAIRS LLC	PROFESSIONAL SERVICES FOR LOBBYING	L47991	1/1/2021	1 year	\$ 20,000		\$ 20,000	\$ 20,000
INCIDENT COMMUNICATION SOLUTIONS DBA PEAKE, LLC	MOBILE COMMAND VEHICLE SYSTEM INTEGRATION PHASE II	L41160	8/31/2018	3 Years	\$ 195,000		\$ 195,000	\$ 65,000



NAME	PURPOSE	CONTRACT #	AWARD DATE	TERM	AWARD AMOUNT	PAYMENTS MADE VIA SMALL PURCHASES, PO OR OTHER	TOTAL CONTRACT VALUE PAID TO DATE	TOTAL PAID IN FY 21
INCLINIC PHYSIO	WORKERS COMPENSATION MEDICAL BILLS					\$ 42,032		\$ 42,032
INDIANA FURNITURE INDUSTRIES, INC.	FURNITURE ITEMS					\$ 95,633		\$ 95,633
INFOSYS LIMITED	ENTERPRISE PERFORMANCE MANAGEMENT PLANNING AND BUDGETING SYSTEM	P39893	5/3/2018	1 Year	\$ 1,003,276		\$ 905,482	\$ 339,215
INNOFIN SOLUTIONS LLC	IMPLEMENTATION OF ORACLE PROFITABILITY AND COST MANAGEMENT CLOUD SERVICE	L46123	4/6/2020	8 Months	\$ 199,040		\$ 199,040	\$ 199,040
INSIGHT DIRECT USA, INC.	RENEWAL OF IBM SPSSMANAGEMENT SUPPORT - SUBSCRIPTION					\$ 132,066		\$ 132,066
INTEGRATED FIRE PROTECTION	PROCUREMENT OF FIRE SUPPRESSION SYSTEMS INSPECTION & TESTING SERVICES	B38779	7/18/2018	3 Years	\$ 91,645		\$ 91,645	\$ 41,960
INTERCONTINENTAL COMMERCIAL SERVICES, INC. (ICS, INC.)	PROCUREMENT OF TARGETED CLEANING SERVICES	P46749	5/8/2020	1 Year	\$ 199,850		\$ 53,015	\$ 53,015
INTERNATIONAL PROCESS SOLUTIONS, INC.	STOCK, RAIL CAR PARTS					\$ 54,488		\$ 54,488
IXYS LONG BEACH, INC.	STOCK, RAIL CAR PARTS					\$ 63,500		\$ 63,500
JABIAN, LLC	PROFESSIONAL CONSULTING SERVICES FOR AUTOMATED FARE COLLECTION JOURNEY MAPPING	L47830	1/12/2021	4 months	\$ 161,645		\$ 161,645	\$ 161,645
JACOBS HJ RUSSELL, MARTA TEAM A JOINT VENTURE (JRMT)	CPMO CONSULTANT SUPPLEMENTAL SERVICES	P43871	11/27/2019	5 Years	\$ 35,537,259		\$ 15,122,384	\$ 11,744,328
JAMES E. MCGUIRE, LLC	TITLE LEGAL SERVICES					\$ 30,062		\$ 30,062

NAME	PURPOSE	CONTRACT #	AWARD DATE	TERM	AWARD AMOUNT	PAYMENTS MADE VIA SMALL PURCHASES, PO OR OTHER	TOTAL CONTRACT VALUE PAID TO DATE	TOTAL PAID IN FY 21
JAMES L. HOWARD & COMPANY, INC.	STOCK, RAIL CAR PARTS					\$ 22,446		\$ 22,446
JAMES RIVER SOLUTION	PROCUREMENT OF ULTRA LOW SULPHUR CLEAR DIESEL FUEL AND UNLEADED GASOLINE BLENDED W/10% ETHANOL	B38974	10/19/2017	3 Years	\$ 4,176,813		\$ 3,669,932	\$ 2,020,360
JAMES RIVER SOLUTION	PROCUREMENT OF ULTRA LOW SULPHUR CLEAR DIESEL FUEL AND UNLEADED GASOLINE BLENDED W/10% ETHANOL	B38974	10/19/2017	3 Years	\$ 3,283,538		\$ 2,490,274	\$ 1,300,685
JENSON LAW, LLC	LEGAL SETTLEMENT					\$ 88,725		\$ 88,725
JOHN LAW FIRM P.C.	LEGAL SETTLEMENTS					\$ 20,000		\$ 20,000
JOHNSON CONTROLS, INC.	CCURE 800 MODEL 40 MAINTENANCE SUPPORT	P47416	11/1/2020	2 Years	\$ 91,770		\$ 45,207	\$ 45,207
JONATHAN E. SURECK	LEGAL SETTLEMENTS					\$ 30,719		\$ 30,719
JW ELECTRONICS, INC	STOCK, RAIL CAR PARTS					\$ 47,284		\$ 47,284
KABBA FATTY	LEGAL SETTLEMENT					\$ 25,000		\$ 25,000
KAISER PERMANENTE INSURANCE COMPANY, INC.	GROUP HEALTH AND WELLNESS INSURANCE COVERAGES	P33463	7/1/2015	3 Years w/2 (1) Year Options	\$ 46,980,822		\$ 53,480,507	\$ 312,203
KAISER PERMANENTE INSURANCE COMPANY, INC.	GROUP HEALTH AND WELLNESS INSURANCE COVERAGES	P43938	7/1/2020	3 Years w/2 (1) Year Options	\$ 79,312,663		\$ 19,818,099	\$ 18,138,120
KAMBRIAN CORPORATION	ANNUAL RENEWAL FOR ADOBE PRO, ILLUSTRATOR CC FOR ENTERPRISE, AND CREATIVE CLOUD	Q48153	6/2/2021	10 Months	\$ 87,744		\$ 87,744	\$ 87,744

NAME	PURPOSE	CONTRACT #	AWARD DATE	TERM	AWARD AMOUNT	PAYMENTS MADE VIA SMALL PURCHASES, PO OR OTHER	TOTAL CONTRACT VALUE PAID TO DATE	TOTAL PAID IN FY 21
KAPSCH TRAFFICOM USA, INC.	MOBILE TICKETING SYSTEM	P34151	4/17/2017	3 Years w/4(1) Year Options	\$ 720,718		\$ 720,718	\$ 109,199
KC ELECTRONIC DISTRIBUTORS, INC	STOCK, MOW-EPE-CORROSION CONTROL					\$ 35,179		\$ 35,179
KCI TECHNOLOGIES, INC.	MARTA SUMMERHILL STATION ALIGNMENT SURVEYS	L46946	7/16/2021	1 Year	\$ 199,580		\$ 199,547	\$ 199,547
KCI TECHNOLOGIES, INC.	OVERHEAD SUBSURFACE UTILITY ENGINEERING (SUE)	L46344	4/8/2020	1 Year	\$ 57,030		\$ 57,018	\$ 57,018
KEITH SANDERS	LEGAL SETTLEMENT					\$ 43,400		\$ 43,400
KENNETH S. NUGENT, P.C.	LEGAL SETTLEMENT					\$ 287,400		\$ 287,400
KHAFRA ENGINEERING CONSULTANTS, INC.	PROF. SERVICES FOR THE CNG SENSOR RETROFIT PROGRAM AT HAMILTON	L46988	7/13/2020	6 Months	\$ 110,058		\$ 89,083	\$ 89,083
KIEWIT INFRASTRUCTURE SOUTH CO	PUBLIC ADDRESS SYSTEM UPGRADE	P37171	5/23/2017	1200 Days	\$ 10,258,501		\$ 3,606,192	\$ 2,491,424
KIEWIT INFRASTRUCTURE SOUTH CO	RAIL STATION ELECTRONIC SIGNAGE UPGRADE	P37176	5/23/2017	1200 Days	\$ 9,414,653		\$ 2,476,064	\$ 1,659,616
KIM LAW, LLC	LEGAL SETTLEMENT					\$ 32,000		\$ 32,000
KING MEMORIAL HOUSING, LLC	MARTA REIMBURSEMENT TO KING HOUSING, LLC					\$ 734,648		\$ 734,648
KING SPECIALTY SUPPLY, INC.	DROP DECK TRAILERS AND COMPONENT PARTS					\$ 107,725		\$ 107,725

NAME	PURPOSE	CONTRACT #	AWARD DATE	TERM	AWARD AMOUNT	PAYMENTS MADE VIA SMALL PURCHASES, PO OR OTHER	TOTAL CONTRACT VALUE PAID TO DATE	TOTAL PAID IN FY 21
KINKISHARYO INTERNATIONAL, LLC	EXTERNAL REBUILDS FOR CQ312 CCUS					\$ 64,455		\$ 64,455
KINKISHARYO INTERNATIONAL, LLC	RAIL CAR LIFE EXTENSION PROGRAM	B40294	12/7/2017	66 Months	\$ 91,633,617		\$ 49,298,635	\$ 21,735,183
KO SERVICES, INC.	STOCK, TOOLS & SUPPLIES					\$ 27,440		\$ 27,440
KONTRON TRANSPORTATION NORTH AMERICA INC	MOBILE TICKETING SYSTEM	P34151	4/17/2017	3 Years w/4(1) Year Options	\$ 10,503,075		\$ 2,129,304	\$ 2,129,304
KPMG LLP	2020 MARTOC MANAGEMENT AUDIT	L47241	8/7/2020	4 months	\$ 194,472		\$ 194,472	\$ 194,472
KRAUTHAMER & ASSOCIATES	EXECUTIVE RECRUITMENT SERVICES				\$ 75,000		\$ 75,000	\$ 75,000
KRAUTHAMER & ASSOCIATES	PROFESSIONAL RECRUITING SERVICES FOR AUTHORITY CAPITAL PROGRAMS CHIEF OFFICER	L48608	3/19/2021	18 Months	\$ 76,339		\$ 76,339	\$ 75,000
KRAUTHAMER & ASSOCIATES	PROFESSIONAL RECRUITING SERVICES FOR CFO	L46998	7/7/2020	1 Year and 6 Months	\$ 75,000		\$ 75,000	\$ 75,000
L7FS, LLC	PROCUREMENT OF TARGETED CLEANING SERVICES	P46760	5/5/2020	One Year	\$ 199,870		\$ 188,724	\$ 188,724
LAIRD PLASTICS, INC.	STOCK, TOOLS & SUPPLIES					\$ 32,169		\$ 32,169
LANIER STEEL PRODUCTS, INC.	STOCK, TOOLS & SUPPLIES, TRACK					\$ 166,818		\$ 166,818
LAW OFFICE OF LISA LUONG, P.C.	LEGAL SETTLEMENTS					\$ 72,150		\$ 72,150

NAME	PURPOSE	CONTRACT #	AWARD DATE	TERM	AWARD AMOUNT	PAYMENTS MADE VIA SMALL PURCHASES, PO OR OTHER	TOTAL CONTRACT VALUE PAID TO DATE	TOTAL PAID IN FY 21
LAW OFFICE OF LYNDA S. PARKER, P.C.	LEGAL SETTLEMENT					\$ 50,340		\$ 50,340
LAW OFFICE OF MICHAEL R. BRAUN, PC	LEGAL SETTLEMENT					\$ 65,000		\$ 65,000
LAW OFFICE OF TRICHELLE GRIGGS SIMMONS	LEGAL SETTLEMENT					\$ 40,000		\$ 40,000
LAW OFFICES BEVERLY MANLEY & ASSOCIATES	WORKERS' COMPENSATION SETTLEMENT					\$ 27,350		\$ 27,350
LAWN CREATIONS, LLC	AUTHORITY-WIDE LANDSCAPING SERVICES	B39671	4/4/2018	2 Years w/ 3(1) Year Options	\$ 322,911		\$ 308,929	\$ 229,056
LAWRENCEVILLE SURGERY CENTER	WORKERS COMPENSATION MEDICAL BILLS					\$ 110,113		\$ 110,113
LAYER 3 COMMUNICATIONS, LLC	ONE YEAR MAINTENANCE AGREEMENT FOR PALO ALTO FIREWALLS	P46995	9/30/2020	1 Year	\$ 370,702		\$ 370,702	\$ 370,702
LEGARE, ATTWOOD & WOLFE, LLC	LEGAL SETTLEMENT					\$ 302,951		\$ 302,951
LEONID KUTIKOV	LEGAL SETTLEMENT					\$ 111,500		\$ 111,500
LIBERTY MUTUAL FIRE INSURANCE COMPANY	SUBROGATION SETTLEMENT					\$ 21,302		\$ 21,302
LINDBERGH CITY CENTER OWNER'S ASSOC	LINDBERGH CITY CENTER OWNERS ASSOCIATION ASSESSMENTS	L41363	7/12/2020	2 Years		\$ 334,455		\$ 334,455
LONGWOOD ELASTOMERS, INC	STOCK, RAIL CAR PARTS					\$ 22,222		\$ 22,222

NAME	PURPOSE	CONTRACT #	AWARD DATE	TERM	AWARD AMOUNT	PAYMENTS MADE VIA SMALL PURCHASES, PO OR OTHER	TOTAL CONTRACT VALUE PAID TO DATE	TOTAL PAID IN FY 21
LORAM MAINTENANCE OF WAY, INC.	STOCK, TOOLS & SUPPLIES MOW					\$ 20,856		\$ 20,856
LORD, SHYANNE	WORKERS COMP SETTLEMENT					\$ 23,575		\$ 23,575
LUMINATOR TECHNOLOGY GROUP, INC.	STOCK, RAIL CAR PARTS					\$ 566,831		\$ 566,831
LYNCHVAL SYSTEMS WORLDWIDE, INC.	RENEWAL OF LYNCHVAL SYSTEMS, LVADMIN END USER KEYS PENSION SOFTWARE MAINTENANCE AGREEMENT					\$ 27,500		\$ 27,500
MALLORY & EVANS SERVICE CO.	HVAC SERVICES FOR THE MARTA HQ COMPLEX	B37902	2/21/2017	2 Year Base w/3 (1) Year Options	\$ 442,160		\$ 365,292	\$ 292,477
MANSFIELD POWER AND GAS, LLC	MARTA NATURAL GAS SUPPLY	B42422	3/21/2019	Two (2) Year Base	\$ 6,727,570		\$ 4,083,325	\$ 3,297,710
MANSFIELD POWER AND GAS, LLC	NATURAL GAS SUPPLY	B42422	3/21/2019	Two (2) Year Base	\$ 4,993,172		\$ 4,991,162	\$ 781,231
MARSH USA, INC.	INSURANCE BROKERAGE SERVICES	P36396	7/14/2016	3 Years w/ 3(1) Year Options	\$ 133,750		\$ 38,750	\$ 38,750
MARSH USA, INC.	PREPAID INSURANCE					\$ 9,648,902		\$ 9,648,902
MARTIN LEGAL, LLC	LEGAL SETTLEMENT					\$ 25,000		\$ 25,000
MARTIN-ROBBINS FENCE CO, INC.	FENCES					\$ 20,202		\$ 20,202
MASSANA CONSTRUCTION, LLC.	REMOVAL AND REPLACEMENT OF ACCESS HATCHES	Q43092A	7/15/2020	6 Months	\$ 72,020		\$ 72,020	\$ 72,020

NAME	PURPOSE	CONTRACT #	AWARD DATE	TERM	AWARD AMOUNT	PAYMENTS MADE VIA SMALL PURCHASES, PO OR OTHER	TOTAL CONTRACT VALUE PAID TO DATE	TOTAL PAID IN FY 21
MATHES VIDEO PRODUCTION	2020 EMPL RECOGNITION CEREMORY					\$ 60,011		\$ 60,011
MATRIX HEALTHCARE SERVICES, INC.	WORKERS COMPENSATION PHARMACY PAYMENTS					\$ 291,234		\$ 291,234
MATRIX RAILWAY CORP.	STOCK, RAIL CAR PARTS					\$ 61,126		\$ 61,126
MAXI-SIGNAL PRODUCTS	STOCK, RAIL CAR PARTS					\$ 33,960		\$ 33,960
MAYER ELECTRIC SUPPLY COMPANY, INC.	BUSMAN FUSES					\$ 71,902		\$ 71,902
MCGUIRE WOODS, LLP	PROFESSIONAL SERVICES FOR LOBBYING - MCGUIREWOODS	L47992	1/1/2021	4 months	\$ 32,000		\$ 32,000	\$ 32,000
MCMASTER-CARR SUPPLY CO	COMMERCIAL MICROWAVE OVENS - STOCK, RAIL CAR PARTS					\$ 49,998		\$ 49,998
MCPHERSON OIL CO. INC.	ENGINE OIL, COMPRESSED NATURAL GAS, OTHER OIL AND GAS PRODUCTS					\$ 282,458		\$ 282,458
MCPHERSON OIL CO. INC.	PROCUREMENT OF OIL FOR TRANSIT BUSES AND AUTOMOBILES	B37248	3/6/2017	3 Years w/2(1) Year Option	\$ 1,368,107		\$ 984,151	\$ 229,389
MEDICAL TRANSPORTATION MANAGEMENT, INC.	ELIGIBILITY ASSESSMENT SERVICES FOR MARTA'S MOBILITY (PARATRANSIT) OPERATION	P36410	5/18/2016	3 years w/ 2 - 1 Year Options	\$ 665,262		\$ 517,802	\$ 410,649
MELTWATER NEWS US INC	MELTWATER PROFESSIONAL SERVICES FOR EXTERNAL AFFAIRS		6/3/2020		\$ 19,000		\$ 19,000	\$ 19,000
MELTWATER NEWS US INC	RENEWAL OF MEDIA MONITORING SUBSCRIPTION - 1 YEAR (06/01/2021 TO 05/31/2022)					\$ 19,950		\$ 19,950

NAME	PURPOSE	CONTRACT #	AWARD DATE	TERM	AWARD AMOUNT	PAYMENTS MADE VIA SMALL PURCHASES, PO OR OTHER	TOTAL CONTRACT VALUE PAID TO DATE	TOTAL PAID IN FY 21
MERLINOS & ASSOCIATES, INC	ACTUARIAL CONSULTING SERVICES	P39678	3/6/2018	2 Years w/3(1) Year Options	\$ 149,530		\$ 91,650	\$ 33,135
METRO VAC & BROOM SERVICES	EMERGENCY ON-CALL SNOW AND DEBRIS REMOVAL SERVICES	Q40757	1/31/2018	2 Years w/ 1(1) Year Option	\$ 135,037		\$ 114,875	\$ 25,900
METRO VAC & BROOM SERVICES	PARKING LOT SWEEPING SERVICES	B32651	1/8/2015	2 Year w/ 3(1) Year Options & 6 months	\$ 507,829		\$ 496,676	\$ 12,247
MHC KENWORTH ATLANTA	BUS, STOCK PARTS					\$ 259,138		\$ 259,138
MICHAEL E. CARROLL AND ASSOCIATES, L.L.C.	LEGAL SETTLEMENT					\$ 34,500		\$ 34,500
MICROSOFT CORPORATION	MICROSOFT PREMIER SUPPORT SERVICES	P42625	9/17/2018	2 Years and 1 month	\$ 199,574		\$ 199,574	\$ 94,745
MINGLEDORFF'S INC - NORCROSS	SINGLE SOURCE - NEEDLEPOINT BIPOLAR IONIZATION	P47269	10/22/2020	1 Year	\$ 782,992		\$ 723,655	\$ 723,655
MINGLEDORFF'S INC - NORCROSS	STOCK, RAIL CAR PARTS					\$ 1,687		\$ 1,687
MINNESOTA LIFE INSURANCE COMPANY	GROUP LIFE AND ACCIDENTAL DEATH & DISMEMBERMENT INSURANCE COVERAGES	P43938	7/1/2020	3 Years w/ 2 (1) Year Options	\$ 16,645,250		\$ 2,553,642	\$ 2,129,994
MLC CAD SYSTEMS LLC	RAIL CAR MAINTENANCE – LIGHT CAD PRODUCT: SOLID WORKS					\$ 23,148		\$ 23,148
MOHAWK MFG. & SUPPLY CO.	STOCK, BUS PARTS					\$ 23,826		\$ 23,826
MOHAWK RESOURCES LTD	GTS PARATRANSIT SERVICE - MOHAWK'S ML-220 (20,000 LB) TWO-POST LIFT					\$ 42,499		\$ 42,499



NAME	PURPOSE	CONTRACT #	AWARD DATE	TERM	AWARD AMOUNT	PAYMENTS MADE VIA SMALL PURCHASES, PO OR OTHER	TOTAL CONTRACT VALUE PAID TO DATE	TOTAL PAID IN FY 21
MONGE & ASSOCIATES	LEGAL SETTLEMENT					\$ 20,000		\$ 20,000
MONTLICK & ASSOCIATES, P.C.	LEGAL SETTLEMENT					\$ 2,435,625		\$ 2,435,625
MORGAN & MORGAN ATLANTA, PLLC	WORKERS COMP SETTLEMENT					\$ 184,826		\$ 184,826
MORRIS MANNING & MARTIN, LLP	OUTSIDE LEGAL SERVICES					\$ 47,532		\$ 47,532
MORSE AND EDWARDS LLC	LEGAL SETTLEMENT					\$ 20,000		\$ 20,000
MOTION INDUSTRIES, INC.	STOCK, RAIL CAR PARTS					\$ 81,486		\$ 81,486
MOTOROLA SOLUTIONS, INC.	PROCUREMENT OF MAINTENANCE AND SUPPORT SERVICES FOR THE RADIO COMMUNICATIONS SYSTEM	P40842	5/18/2018	2 Years	\$ 919,413		\$ 919,413	\$ 125,382
MOTOROLA SOLUTIONS, INC.	RETENTION RELEASE					\$ 264,609		\$ 264,609
MOTOROLA SOLUTIONS, INC.	STOCK, COMMUNICATIONS PARTS					\$ 87,396		\$ 87,396
MS TRANSIT SOLUTIONS, LLC	STOCK, COMMUNICATIONS PARTS					\$ 50,331		\$ 50,331
MSC INDUSTRIAL SUPPLY CO.	BUS, STOCK PARTS					\$ 23,325		\$ 23,325
MSCO	CORONA VIRUS CHARGES - STOCK, TOOLS & SUPPLIES					\$ 47,478		\$ 47,478

NAME	PURPOSE	CONTRACT #	AWARD DATE	TERM	AWARD AMOUNT	PAYMENTS MADE VIA SMALL PURCHASES, PO OR OTHER	TOTAL CONTRACT VALUE PAID TO DATE	TOTAL PAID IN FY 21
MUNCIE TRANSIT SUPPLY	BUS STOCK PARTS					\$ 334,605		\$ 334,605
MV CONTRACT TRANSPORTATION, INC.	MOBILITY OPERATIONS AND MAINTENANCE SERVICES	P34324	3/4/2016	3 Years 2(1) Year Options	\$ 32,102,589		\$ 24,281,289	\$ 18,633,475
MV CONTRACT TRANSPORTATION, INC.	MV TRANSIT					\$ 51,300		\$ 51,300
MYERS CONTROLLED POWER LLC	COIL BREAKER					\$ 120,287		\$ 120,287
NAVIGERE SERVICES, INC.	WORKERS COMPENSATION MEDICAL BILLS					\$ 158,079		\$ 158,079
NC CHILD SUPPORTCENTRAL COLL.	NC CHILD SUPPORTCENTRAL COLL.					\$ 31,124		\$ 31,124
NCC GROUP SECURITY SERVICES, INC.	PROFESSIONAL SERVICES FOR PENETRATION TESTING OF THE TRAIN CONTROL/SUPERVISORY CONTROL	L45997	5/1/2020	1 Year	\$ 153,022		\$ 153,022	\$ 153,022
NCH CORPORATION DBA CERTIFIED LABORATORIES	PROCUREMENT OF ANTIMICROBIAL GROWTH AGENT	Q43808	11/26/2019	2 Years w/ 1(1) Year Option	\$ 26,397		\$ 26,397	\$ 26,397
NEOPART TRANSIT LLC	BUS, STOCK PARTS					\$ 223,493		\$ 223,493
NETX INFORMATION SYSTEMS, INC.	ANNUAL MAINTENANCE UPGRADE SUBSCRIPTIONL OF SYMANTEC ALTIRIS CLIENT MANAGEMENT SUITE SOFTWARE					\$ 44,684		\$ 44,684
NEU, INC.	PROCUREMENT OF NEU RAIL TRACK VACUUM SYSTEM	P43582	10/8/2020	6 Months	\$ 380,000		\$ 380,000	\$ 380,000
NEW FLYER OF AMERICA	PURCHASE OF FOUR (4) SIXTY-FOOT (60') ARTICULATED CNG BUSES	P46638	10/29/2020	2 Years	\$ 4,398,157		\$ 3,797,841	\$ 3,797,841

NAME	PURPOSE	CONTRACT #	AWARD DATE	TERM	AWARD AMOUNT	PAYMENTS MADE VIA SMALL PURCHASES, PO OR OTHER	TOTAL CONTRACT VALUE PAID TO DATE	TOTAL PAID IN FY 21
NEW SOUTH - SYNERGY A JOINT VENTURE	CMAR FOR STATION REHAB PROGRAM	P44312	3/24/2020	5 Years	\$ 2,256,809		\$ 473,588	\$ 473,588
NEXTRAN TRUCK CENTER	PROCUREMENT OF NON-REVENUE VEHICLES - NEXTRAN TRUCK	B43297	1/13/2020	2 Years	\$ 132,500		\$ 132,500	\$ 132,500
NOBLE SUPPLY & LOGISTICS	ELERTS TRANSIT EDGE LEVEL 2 - POLICE RIDER COMMUNICATION SYSTEM				\$ 81,623		\$ 79,990	\$ 79,990
NOBLE SUPPLY & LOGISTICS	RENEWAL OF POLICE RIDER COMMUNICATION SYSTEM (SEE AND SAY APPLICATION)				\$ 79,990		\$ 79,990	\$ 79,990
NORRED & ASSOCIATES, INC.	ARMED SECURITY GUARD COVERAGE FOR REVENUE OPERATIONS	B40399	5/3/2018	2 Years w/ 1(1) Year Options	\$ 671,102		\$ 513,326	\$ 164,395
NORTH GEORGIA PAIN CLINIC	WORKERS COMPENSATION MEDICAL BILLS					\$ 27,254		\$ 27,254
NORTHEAST LUBRICANTS, LTD.	DIESEL EXHAUST FLUID	B41200	7/19/208	3 Years w/1(1) Year Options	\$ 354,000		\$ 171,470	\$ 37,569
NORTHEAST LUBRICANTS, LTD.	DIESEL EXHAUST FLUID	B41200	7/19/208	3 Years w/1(1) Year Options	\$ 186,083		\$ 72,783	\$ 63,240
NORTHEAST LUBRICANTS, LTD.	DIESEL EXHAUST FLUID TANK EQUIPMENT	B41200	7/19/2018	3 Years w/1(1) Year Options	\$ 7,052		\$ 7,052	\$ 7,052
NORTHEAST LUBRICANTS, LTD.	FLUID					\$ 616		\$ 616
NORTHSIDE HOSPITAL	WORKERS COMPENSATION MEDICAL BILL PAYMENT				\$ 10,330.40	\$ 59,375		\$ 59,375
NORTHWEST GEORGIA ORTHO SURGERY CTR.	WORKERS COMPENSATION MEDICAL BILLS					\$ 43,287		\$ 43,287

NAME	PURPOSE	CONTRACT #	AWARD DATE	TERM	AWARD AMOUNT	PAYMENTS MADE VIA SMALL PURCHASES, PO OR OTHER	TOTAL CONTRACT VALUE PAID TO DATE	TOTAL PAID IN FY 21
NUHARBOR SECURITY INC	SOFTWARE - PROFESSIONAL SERVICES FOR SPLUNK ENHANCEMENT	L43105	12/26/2018	1 Year	\$ 25,000		\$ 25,000	\$ 25,000
OCCUPATIONAL HEALTH CTRS OF GA PC,DBA HOWELL MEDICAL CLINIC	WORKERS COMPENSATION MEDICAL BILLS					\$ 24,334		\$ 24,334
OFFICE DEPOT, INC-FLORIDA	OFFICE SUPPLIES					\$ 58,936		\$ 58,936
OFFICE FURNITURE EXPO	OFFICE FURNITURE					\$ 21,578		\$ 21,578
OLD IVY PROPERTY RE FUND I, LLC	LEASE AGREEMENT	P40765	6/20/2017	30 months	\$ 86,723		\$ 66,728	\$ 46,500
OLD IVY PROPERTY RE FUND I, LLC	RENT FOR 5115 NEW PEACHTREE RD					\$ 19,530		\$ 19,530
ONEPATH SYSTEMS, LLC	NOTIFIER-HONEYWELL FIRE SYSTEM ONYXWORKS WORKSTATIONS UPGRADE	Q16095	4/25/2018	1 Year	\$ 124,136		\$ 124,105	\$ 31,084
ORACLE AMERICA, INC.	MAINTENANCE AND SUPPORT FOR ORACLE DATABASE, ERP, AND ID MANAGEMENT	Q36008	4/4/2016	3 Years w/Two (1) Year Options	\$ 4,338,420		\$ 3,387,725	\$ 2,986,358
ORACLE AMERICA, INC.	ORACLE PRIMAVERA P6 CLOUD SERVICE, PRIMAVERA UNIFIER CLOUD SERVICE AND PROFESSIONAL CONSULTING SERVICES	B42862	4/16/2019	2 Years w/ 3(1) Years Options	\$ 1,987,559		\$ 579,478	\$ 457,225
ORCHID MEDICAL, INC	WORKERS COMPENSATION MEDICAL BILLS					\$ 86,231		\$ 86,231
ORIGAMI RISK, LLC	RISK MANAGEMENT INFORMATION SAAS SYSTEM	P44741	11/26/2019	3 Years 2(1) Year Options	\$ 1,040,429		\$ 376,160	\$ 211,575
ORIGINAL 7	STOCK, TOOLS & SUPPLIES					\$ 45,582		\$ 45,582

NAME	PURPOSE	CONTRACT #	AWARD DATE	TERM	AWARD AMOUNT	PAYMENTS MADE VIA SMALL PURCHASES, PO OR OTHER	TOTAL CONTRACT VALUE PAID TO DATE	TOTAL PAID IN FY 21
OUTSYSTEMS, INC.	OUTSYSTEMS SOFTWARE	P42834	10/23/2018	1 Year	\$ 548,943		\$ 261,447	\$ 110,000
OVERHEAD DOOR CO. OF ATLANTA	REPLACEMENT AND REPAIR OF ROLL GRILLE DOORS	Q44657	9/10/2019	1 Year	\$ 157,869		\$ 140,027	\$ 99,658
OVERHEAD DOOR CO. OF ATLANTA	STOCK, TOOLS & SUPPLIES					\$ 166,263		\$ 166,263
PACT ATLANTA, LLC/TODD ANTIN, MD	WORKERS COMPENSATION MEDICAL BILLS					\$ 20,301		\$ 20,301
PASSION V. BRISCOE	LEGAL SETTLEMENT					\$ 98,000		\$ 98,000
PAUL B. MAZUR, P.C.	LEGAL SETTLEMENT					\$ 28,750		\$ 28,750
PEACHTREE ORTHO SURGERY CTR	WORKERS COMPENSATION MEDICAL BILLS					\$ 33,957		\$ 33,957
PEACHTREE ORTHOPAEDIC CLINIC	WORKERS COMPENSATION MEDICAL BILLS					\$ 168,573		\$ 168,573
PEACHTREE ORTHOPAEDIC CLINIC, PA	WORKERS COMPENSATION MEDICAL BILLS					\$ 28,650		\$ 28,650
PEACHTREE ORTHOPAEDIC SURGERY CENTER AT PERIMETER, LLC	WORKERS COMPENSATION MEDICAL BILLS					\$ 119,161		\$ 119,161
PEIKER INTERNATIONAL, INC.	PRE-PLANNING PARTS ARE COMING FROM GERMANY 12.5 WEEKS LEAD TIME					\$ 38,820		\$ 38,820
PEOPLE'S JANITORIAL SUPPLIES	CORONA VIRUS CHARGES					\$ 273,393		\$ 273,393

NAME	PURPOSE	CONTRACT #	AWARD DATE	TERM	AWARD AMOUNT	PAYMENTS MADE VIA SMALL PURCHASES, PO OR OTHER	TOTAL CONTRACT VALUE PAID TO DATE	TOTAL PAID IN FY 21
PERFORMANCE FRICTION CORPORATION	BUS, STOCK PARTS					\$ 149,816		\$ 149,816
PERFORMANCE REVIEW INSTITUTE, INC.	REGISTRAR AND EXTERNAL AUDITOR FOR ISO 14001 EMS	L38702	12/5/2016	3 Years	\$ 112,493		\$ 71,426	\$ 48,255
PERKINS & WILL, INC.	PROFESSIONAL SERVICES FOR ARCHITECTURAL RENDERING AT FIVE POINTS WEST	L47919	12/18/2019	1 Month	\$ 10,000		\$ 10,000	\$ 10,000
PIASTA NEWBERN WALKER, LLC	LEGAL SETTLEMENT					\$ 2,975,000		\$ 2,975,000
PIEDMONT ROCKDALE HOSPITAL INC	WORKERS COMPENSATION MEDICAL BILLS					\$ 70,830		\$ 70,830
PINNACLE PUBLIC FINANCE, INC.	AUTHORITY-WIDE ENERGY SAVINGS PERFORMANCE CONTRACT (WITH FINANCING FROM PINNACLE PUBLIC FINANCE, INC.)	P37274-A	10/31/2017	17 Years	\$ 34,896,758		\$ 3,562,487	\$ 2,468,618
PINNACLE TOWERS, LLC	LEASE AGREEMENT FOR RADIO ANTENNA SITE (CROWN CASTLE) - STONE MOUNTAIN	L40123	10/26/2017	60 Months w/ 3 (5) Year Options	\$ 139,263		\$ 84,970	\$ 56,924
PITNEY BOWES RESERVE ACCOUNT	PITNEY BOWES RESERVE ACCOUNT		6/17/2019		\$ 156,000		\$ 78,000	\$ 78,000
PITNEY BOWES, INC.	5 YEAR LEASE RENEWAL: CONNECT+1000		9/1/2015	5 Years	\$ 3,960		\$ 3,960	\$ 1,584
PITNEY BOWES, INC.	5 YEAR LEASE RENEWAL: CONNECT+2000		9/1/2015	5 years	\$ 4,302		\$ 4,302	\$ 2,868
PITNEY BOWES, INC.	ADDITIONAL MAIL EQUIPMENT FOR THE MAIL ROOM					\$ 7,112		\$ 7,112
PITNEY BOWES, INC.	LEASE AND MAINTENANCE OF INSERTION EQUIPMENT FOR MAIL CENTER (RELAY 7000)	P42565	11/25/2018	5 years	\$ 65,393		\$ 29,415	\$ 13,079

NAME	PURPOSE	CONTRACT #	AWARD DATE	TERM	AWARD AMOUNT	PAYMENTS MADE VIA SMALL PURCHASES, PO OR OTHER	TOTAL CONTRACT VALUE PAID TO DATE	TOTAL PAID IN FY 21
POLARIS ASSOCIATES, INC.	ORBIT ANALYTICS SOFTWARE MAINTENANCE SUPPORT	P45361	2/14/2029	3 Years	\$ 143,998		\$ 143,998	\$ 47,999
POLARIS ASSOCIATES, INC.	RENEWAL OF PERPETUAL SUPPORT AND MAINTENANCE SUPPORT					\$ 12,520		\$ 12,520
POLLOCK PAPER DISTRIBUTORS	STOCK, TOOLS & SUPPLIES					\$ 46,433		\$ 46,433
POLYMER SHAPES HOLDINGS, INC DBA POLYMER SHAPES LLC	DRIVERS SHIELD					\$ 74,176		\$ 74,176
POST GLOVER RESISTORS INC	RAIL CAR PARTS					\$ 191,385		\$ 191,385
POWER HOUSE TERMITE AND PEST CONTROL, INC.	PEST CONTROL SERVICES FOR MARTA FACILITIES	Q36008	4/4/2016	3 Years w/2 (1) Year Options	\$ 47,288		\$ 46,362	\$ 35,194
POWERTECH CONVERTER CORP.	STOCK, RAIL CAR PARTS					\$ 70,578		\$ 70,578
PREMIER SAFETY	STOCK, TOOLS & SUPPLIES					\$ 111,703		\$ 111,703
PRESIDIO NETWORKED SOLUTIONS	CORE DATA NETWORK REFRESH	P48097	3/24/2021	6 Months	\$ 65,473		\$ 65,473	\$ 65,473
PRESIDIO NETWORKED SOLUTIONS	DATA NETWORK CORE REFRESH	P40270	11/3/2017	2 Years and 11 Months	\$ 112,500		\$ 112,500	\$ 112,500
PRESIDIO NETWORKED SOLUTIONS	PROFESSIONAL SERVICES FOR CARBON BLACK MAINTENANCE AND SUPPORT	L47510	12/18/2020	1 Year	\$ 6,939		\$ 6,939	\$ 6,939
PRESIDIO NETWORKED SOLUTIONS	TARGET ATTACK PROTECTION AND EMAIL FRAUD DEFENSE SOFTWARE					\$ 323,006		\$ 323,006

NAME	PURPOSE	CONTRACT #	AWARD DATE	TERM	AWARD AMOUNT	PAYMENTS MADE VIA SMALL PURCHASES, PO OR OTHER	TOTAL CONTRACT VALUE PAID TO DATE	TOTAL PAID IN FY 21
PRESIDIO NETWORKED SOLUTIONS	TASKE CONTACT CALL CENTER MANAGEMENT SOLUTION	P44861	6/24/2020	1 Year	\$ 105,280		\$ 105,280	\$ 105,280
PRESIDIO NETWORKED SOLUTIONS	VERINT VERBA RECORDING SYSTEM	P49510	4/30/2020	1 year	\$ 140,216		\$ 140,216	\$ 140,216
PRO CHEM INC	CORONA VIRUS CHARGES - STOCK, TOOLS & SUPPLIES					\$ 29,444		\$ 29,444
PROFESSIONAL PLASTICS, INC	DRIVERS SHIELDS					\$ 71,020		\$ 71,020
PROGRESSIVE PREMIER INSURANCE COMPANY OF ILLINOIS	SUBROGATION SETTLEMENTS					\$ 20,604		\$ 20,604
PROGRESSIVE SUPPLY	CORONA VIRUS CHARGES -BUS, STOCK PARTS					\$ 476,675		\$ 476,675
QMARKETS USA, INC.	CROWD SOURCING SOFTWARE PLATFORM - Q-IDEATE FLEX EDITION	P47712	12/8/2020	1 Year	\$ 46,250		\$ 46,250	\$ 46,250
R.S. HUGHES COMPANY, INC.	STOCK, TOOLS & SUPPLIES - CORONA VIRUS CHARGES	P44358	7/23/2019	3 Years		\$ 64,663		\$ 64,663
RAILROAD FRICTION PRODUCTS CORP.	STOCK, RAIL CAR PARTS					\$ 53,532		\$ 53,532
RAILWORKS TRACK SYSTEM, INC.	TRACK RENOVATIONS PHASE IV (TRIV)	B31586	11/9/2018	2229 Days	\$ 107,565,786		\$ 30,498,390	\$ 20,851,147
RAM INDUSTRIAL SERVICES, INC.	SMALL AC MOTOR OVERHAUL AND REPAIR	B41130	8/3/2018	2 Years w/ 1(1) Year Option	\$ 468,064		\$ 70,250	\$ 70,250
RANDAL FRY LAW FIRM LLC	LEGAL SETTLEMENT					\$ 22,170		\$ 22,170



NAME	PURPOSE	CONTRACT #	AWARD DATE	TERM	AWARD AMOUNT	PAYMENTS MADE VIA SMALL PURCHASES, PO OR OTHER	TOTAL CONTRACT VALUE PAID TO DATE	TOTAL PAID IN FY 21
RAPISCAN SYSTEMS, INC.	RAPISCAN X-RAY SCREENING MACHINE AND ACCESSORIES					\$ 42,529	\$ 36,859	\$ 42,529
REBECCA KAY SAPP LAW FIRM, LLC	LEGAL SETTLEMENT					\$ 60,850		\$ 60,850
REEVES YOUNG-CERM	CMAR - STATION REHAB PROGRAM	P44312	3/26/2020	5 years	\$ 194,761		\$ 46,250	\$ 46,250
RELIABLE HYDRAULICS	STOCK, TOOLS & SUPPLIES					\$ 103,665		\$ 103,665
RESOURCE SUPPLY MANAGEMENT	LANDFILL GAS CREDITS CONSULTING SERVICES	L45544	1/15/2020	1 Year	\$ 48,000		\$ 36,000	\$ 24,000
RESURGENS EAST SURGERY CENTER, LLC	WORKERS COMPENSATION MEDICAL BILLS					\$ 74,347		\$ 74,347
RESURGENS SURGERY CENTER, LLC	WORKERS COMPENSATION MEDICAL BILLS					\$ 21,355		\$ 21,355
RESURGENS, PC	WORKERS COMPENSATION MEDICAL BILLS					\$ 232,570		\$ 232,570
RITA TUCKER WILLIAMS	LEGAL SETTLEMENT					\$ 44,750		\$ 44,750
ROBBINS GOVERNMENT RELATIONS LLC	PROFESSIONAL SERVICES FOR LOBBYING - ROBBINS GOV	L47993	1/1/2021	4 months	\$ 32,000		\$ 32,000	\$ 32,000
ROBBINS GOVERNMENT RELATIONS LLC	PROFESSIONAL SERVICES FOR LOBBYING, ROBBINS GOVERNMENT RELATIONS, LLC	L45758	1/1/2020	4 months	\$ 60,000		\$ 60,000	\$ 15,000
RUBIO & SON INTERIORS	CARPET INSTALLATION, WALLPAPER REMOVAL AND PAINT					\$ 15,060		\$ 15,060

NAME	PURPOSE	CONTRACT #	AWARD DATE	TERM	AWARD AMOUNT	PAYMENTS MADE VIA SMALL PURCHASES, PO OR OTHER	TOTAL CONTRACT VALUE PAID TO DATE	TOTAL PAID IN FY 21
RUBIO & SON INTERIORS	EMERGENCY OPERATIONS CENTER (EOC) BATHROOM REPAIRS AND REFINISHING	P47305	10/8/2020	6 Months	\$ 6,305		\$ 6,305	\$ 6,305
RUSH TRUCK CENTERS OF GEORGIA, INC.	BUS STOCK PARTS - GILLIG FLEET					\$ 223,844		\$ 223,844
RUSH TRUCK CENTERS-ATLANTA	INSPECTIONS FOR REVENUE VEHICLES. HVAC SYSTEMS CHECK AND MAINTENANCE					\$ 73,299		\$ 73,299
RYDE GRADING INC.	BRADY MOBILITY PARKING LOT RESTRIPNG	Q44462	5/11/2020	120 Days	\$ 199,919		\$ 39,537	\$ 39,537
RYDE GRADING INC.	BRADY MOBILITY PARKING LOT RESTRIPNG - REPLACEMENT FOR 202007951	Q44462	5/11/2020	120 Days	\$ 145,772		\$ 145,772	\$ 145,772
SABA SOFTWARE (CANADA) INC.	ADDITIONAL FUNDS FOR THE RENEWAL OF THE EMPLOYEE ONLINE PERFORMANCE MANAGEMENT SYSTEM	P44358	7/23/2019	3 Years	\$ 227,373		\$ 227,373	\$ 152,839
SABA SOFTWARE, INC.	CLOUD BASED LEARNING MANAGEMENT SYSTEM	P42158	11/30/2018	5 Years	\$ 479,921		\$ 159,933	\$ 159,933
SABA SOFTWARE, INC.	IMPLEMENTATION READINESS TRAINING					\$ 5,016		\$ 5,016
SAFEWARE INC	5-AIR GAS MONITOR FOR CONFINED SPACE ENTRY. GX-3R 3R PRO FIVE GAS PERSONAL MONITOR					\$ 4,633		\$ 4,633
SAFEWARE INC	SPECIAL WEAPONS AND TACTIC (SWAT) VESTS	Q44767			\$ 77,296		\$ 77,296	\$ 77,296
SAMUEL JAKES, JR. LLC	LEGAL SETTLEMENT					\$ 27,000		\$ 27,000
SANTANDER CONSUMER USA INC.	LEGAL SETTLEMENT					\$ 63,650		\$ 63,650

NAME	PURPOSE	CONTRACT #	AWARD DATE	TERM	AWARD AMOUNT	PAYMENTS MADE VIA SMALL PURCHASES, PO OR OTHER	TOTAL CONTRACT VALUE PAID TO DATE	TOTAL PAID IN FY 21
SCHINDLER ELEVATOR CORPORATION	ELEVATOR AND ESCALATOR MAINTENACE CONTRACT (MAINTENACE ONLY)	P28505	8/5/2016	20 Years	\$ 9,149,738		\$ 8,574,713	\$ 6,943,890
SCHINDLER ELEVATOR CORPORATION	ELEVATOR AND ESCALATOR PROGRAM REHABILITATION CONTRACT (REHABILITATION ONLY)	P28505	8/5/2016	10 Years	\$ 117,657,169		\$ 23,520,016	\$ 20,498,797
SCHINDLER ELEVATOR CORPORATION	RETENTION RELEASE					\$ 40,358		\$ 40,358
SECOVA, INC.	MARTA ON-LINE BENEFITS ADMINISTRATION AND ENROLLMENT SERVICES	P35714	2/6/2016	3 Years w/ 2 (1) Year Options	\$ 2,555,530		\$ 1,502,362	\$ 322,399
SECURIAN LIFE INSURANCE COMPANY	MARTA'S LIFE INSURANCE AND ACCIDENTAL DEATH AND DISMEMBERMENT INSURANCE	P32661	3/4/2015	3 Years w/ 2(1) Year Options	\$ 10,811,448		\$ 10,518,364	\$ 211,350
SECURUS TECHNOLOGIES INC.	RENEWAL OF SUPPORT FOR THE POLICE MANAGEMENT INFORMATION SYSTEM (PAMET) SOFTWARE AND LICENSES (P45416)	P45416	1/1/2020	2 Years	\$ 109,027		\$ 109,026	\$ 109,026
SECUTOR CONSULTING LLC	QUALYS PUBLIC SECTOR ANNUAL SUBSCRIPTION SOFTWARE TERM 05/30/2021 - 05/29/2022					\$ 73,112		\$ 73,112
SENSIS, INC.	BREEZE MOBILE CREATIVE CAMPAIGN					\$ 32,250		\$ 32,250
SHARP BUSINESS SYSTEMS	STOCK, COMMUNICATIONS PARTS					\$ 100,998		\$ 100,998
SHI INTERNATIONAL CORP.	CYBER TRIAGE TEAM EDITION BASIS TECHNOLOGIES INC. - PART#: CT-TEAM-TERM-1 - SUBSCRIPTION TO GRAMMARLY					\$ 46,625		\$ 46,625
SHI INTERNATIONAL CORP.	CYBERTHREAT INTELLIGENCE PLATFORM	P46840	8/18/2020	8 Months	\$ 162,659		\$ 162,659	\$ 162,659
SHYANNE LORD	LEGAL SETTLEMENT					\$ 319,752		\$ 319,752

NAME	PURPOSE	CONTRACT #	AWARD DATE	TERM	AWARD AMOUNT	PAYMENTS MADE VIA SMALL PURCHASES, PO OR OTHER	TOTAL CONTRACT VALUE PAID TO DATE	TOTAL PAID IN FY 21
SIEMENS MOBILITY, INC.	CIRCUIT BREAKER					\$ 13,096		\$ 13,096
SIEMENS MOBILITY, INC.	TECHNICAL SUPPORT AND SPARE SUPPLY SERVICES FOR THE ATLANTA STREETCAR S70 LIGHT RAIL VEHICLES	FC-9839	11/8/2017	4 Years	\$ 2,974,890		\$ 2,417,975	\$ 673,560
SIERRA WIRELESS AMERICA, INC.	STOCK, COMMUNICATIONS PARTS					\$ 54,403		\$ 54,403
SIGNAL POINT SYSTEMS, INC. DBA LYNX POWER SYSTEMS	PROCUREMENT OF GENERATOR INSPECTION AND REPAIR SERVICES AUTHORITY-WIDE	Q42666	12/17/2018	2 Years, 4 Months	\$ 151,700		\$ 87,819	\$ 27,453
SIMMONS MACHINE TOOL CORP.	INSURANCE CONTINGENCY					\$ 37,180		\$ 37,180
SIMMONS MACHINE TOOL CORP.	PROCUREMENT OF RAIL CAR MAINT. WHEEL TRUING MACHINES MAINT. & REPAIR SERVICES	B40732	7/13/2018	2 Years w/ 2(1) Year Options	\$ 230,460		\$ 96,159	\$ 54,787
SMYRNA POLICE DIST	HIGH VISIBILITY SHIRTS					\$ 745		\$ 745
SMYRNA POLICE DIST	POLICE HANDGUNS AND ACCESSORIES	Q46808	11/9/2020	1 Year	\$ 164,849		\$ 164,849	\$ 164,849
SOUTH EAST SWITCHGEAR, LLC	CUSTOM BUILT COILS					\$ 92,524		\$ 92,524
SOUTHERN COMPUTER WAREHOUSE, INC.	EKAHAU CONNECT - SUBSCRIPTION LICENSE RENEWAL - 1 LICENSE - LASER MULTIFUNCTION PRINTER					\$ 31,519		\$ 31,519
SOUTHERN METALCRAFT, INC.	STOCK, RAIL CAR PARTS					\$ 90,228		\$ 90,228
SOUTHERN TECHNOLOGIES CORP.	STOCK, RAIL CAR PARTS.					\$ 94,050		\$ 94,050

NAME	PURPOSE	CONTRACT #	AWARD DATE	TERM	AWARD AMOUNT	PAYMENTS MADE VIA SMALL PURCHASES, PO OR OTHER	TOTAL CONTRACT VALUE PAID TO DATE	TOTAL PAID IN FY 21
SOUTHERN TEXTILE RENTAL SERVICES, LLC	PROCUREMENT OF DISPOSAL UNITS	Q45158	2/21/2020	2 Years w/ 3(1) Year Options	\$ 99,461		\$ 27,255	\$ 27,255
SOVEREIGN SYSTEMS, LLC	VOICE OVER IP NETWORK UPGRADE	P46357	3/30/2020	6 Months	\$ 443,038		\$ 443,038	\$ 443,038
SP PETROLEUM TRANSPORTERS, INC.	REMOVAL & DISPOSAL OF INDUSTRIAL WASTE WATER AND SLUDGE FROM VARIOUS MARTA FACILITIES	B38385	3/6/2017	24 Months	\$ 1,835,009		\$ 1,835,009	\$ 117,732
SP PETROLEUM TRANSPORTERS, INC.	REMOVAL & DISPOSAL OF INDUSTRIAL WASTE WATER AND SLUDGE FROM VARIOUS MARTA FACILITIES	B38385	3/6/2017	24 Months	\$ 907,631		\$ 738,101	\$ 676,420
SPENERGY LLC	BUS DETERGENT/DEGREASER	B44237	2/11/2020	2 Years w/1(1) Year Option	\$ 646,650		\$ 316,824	\$ 176,623
SPERRY RAIL SERVICE	PROCUREMENT OF ULTRASONIC TESTING SERVICES FOR RUNNING RAIL	B38714	2/8/2018	3 Years w/ 2(1) Year Option	\$ 397,570		\$ 138,885	\$ 138,885
SPORTWORKS NORTHWEST INC.	BUS, STOCK PARTS - FLOAT DEMAND LACK OF CORES					\$ 37,709		\$ 37,709
SPRINT PCS	STATE OF GEORGIA AUTHORITY WIDE WIRELESS COMMUNICATION DEVICES & SERVICES	P43091	1/22/2019	2 year option	\$ 105,129		\$ 105,129	\$ 82,143
STADLER US, INC.	PROCUREMENT OF NEW RAIL CARS	P38186	11/14/2019	150 Months	\$ 634,471,576		\$ 29,570,584	\$ 29,520,584
STATE BOARD OF WORKERS' COMPENSATION	FY 2021 ANNUAL ASSESSMENT					\$ 58,452		\$ 58,452
STATE FARM	SUBROGATION SETTLEMENTS					\$ 20,118		\$ 20,118
STEADFAST INSURANCE COMPANY	REIMBURSEMENT FOR LEGAL SERVICES					\$ 27,352		\$ 27,352

NAME	PURPOSE	CONTRACT #	AWARD DATE	TERM	AWARD AMOUNT	PAYMENTS MADE VIA SMALL PURCHASES, PO OR OTHER	TOTAL CONTRACT VALUE PAID TO DATE	TOTAL PAID IN FY 21
STEIN & CARON LAW GROUP	LEGAL SETTLEMENT					\$ 260,000		\$ 260,000
STORAGE ENGINE, INC.	SAN STORAGE UPGRADE AND COMMVAULT BACKUP SOLUTION	P42136	7/30/2018	3 years	\$ 3,977,309		\$ 3,977,309	\$ 946,446
STREAMLINE IMAGING, LLC	WORKERS COMPENSATION MEDICAL BILLS PAYMENT					\$ 28,855		\$ 28,855
SWIGER COIL SYSTEMS A WABTEC CO	AC TRACTION MOTOR OVERHAUL AND REPAIR SERVICES	B38305	9/20/2017	3 Years w/ 1(1) Year Option	\$ 1,937,215		\$ 1,937,215	\$ 94,635
SWIGER COIL SYSTEMS A WABTEC CO	AC TRACTION MOTOR OVERHAUL AND REPAIR SERVICES	B38305	9/20/2017	3 Years w/ 1(1) Year Option	\$ 1,277,932		\$ 118,830	\$ 118,830
SWIGER COIL SYSTEMS A WABTEC CO	AC TRACTION MOTOR OVERHAUL AND REPAIR SERVICES (CAPITAL)	B38305	9/20/2017	3 Years w/ 1(1) Year Option	\$ 1,956,045		\$ 418,215	\$ 339,890
SWIGER COIL SYSTEMS A WABTEC CO	AC TRACTION MOTOR OVERHAUL AND REPAIR SERVICES (OPERATIONS)	B38305	9/20/2017	3 Years w/ 1(1) Year Option	\$ 995,495		\$ 395,350	\$ 369,990
SYNERGY DEVELOPMENT PARTNERS, LLC	INDEFINITE QUANTITY CONSTRUCTION CONTRACT SERVICES	P40916	2/8/2021	3 Years, 2 (1) Year options	\$ 130,521		\$ 127,365	\$ 127,365
TECHNICAL MAINTENANCE INC.	CALIBRATION SERVICES FOR TEST EQUIPMENT	Q44632	12/4/2019	2 Years	\$ 183,776		\$ 80,152	\$ 54,922
TENNANT SALES AND SERVICE CO.	BATTERY POWERED FLOOR SCRUBBERS					\$ 99,341		\$ 99,341
TESSCO	BUS, STOCK COMMUNICATION PARTS					\$ 285,986		\$ 285,986
THE ABREGO LAW FIRM, LLC	LEGAL SETTLEMENT					\$ 21,500		\$ 21,500

NAME	PURPOSE	CONTRACT #	AWARD DATE	TERM	AWARD AMOUNT	PAYMENTS MADE VIA SMALL PURCHASES, PO OR OTHER	TOTAL CONTRACT VALUE PAID TO DATE	TOTAL PAID IN FY 21
THE AFTERMARKET PARTS COMPANY, LLC	BUS, STOCK PARTS					\$ 4,278,251		\$ 4,278,251
THE COLLABORATIVE FIRM, LLC	SYSTEM AND CORRIDOR PLANNING SUPPORT	L42993	12/19/2018	18 months	\$ 183,115		\$ 155,995	\$ 53,000
THE DAVIS BOZEMAN LAW FIRM, P.C.	LEGAL SETTLEMENT					\$ 25,500		\$ 25,500
THE FOSTER FIRM LLC	LEGAL SETTLEMENT					\$ 49,500		\$ 49,500
THE FOUNDERS LAW FIRM, LLC	LEGAL SETTLEMENT					\$ 90,425		\$ 90,425
THE HORNSBY LAW FIRM, LLC	LEGAL SETTLEMENT					\$ 81,750		\$ 81,750
THE LAW OFFICES OF KANNER & PINTALUGA P.A.	LEGAL SETTLEMENT					\$ 68,000		\$ 68,000
THE MACK LAW FIRM, LLC	WORKERS' COMPENSATION SETTLEMENT				\$ 24,265			\$ 24,265
THE NORTH HIGHLAND COMPANY LLC	CONDUCT ASSESSMENT OF HUMAN RESOURCES OPERATIONS	L44637	9/17/2019	9 Months	\$ 87,500		\$ 87,500	\$ 87,500
THE ORLANDO FIRM, P.C.	LEGAL SETTLEMENT					\$ 62,800		\$ 62,800
THE PHYSICIANS NORTH ATLANTA SURGERY CTR	WORKERS COMPENSATION MEDICAL BILLS PAYMENT					\$ 24,694		\$ 24,694
THE PHYSICIANS SPINE & REHABILITATION SPECIALISTS OF GA PC	WORKERS COMPENSATION MEDICAL BILLS PAYMENT					\$ 40,961		\$ 40,961

NAME	PURPOSE	CONTRACT #	AWARD DATE	TERM	AWARD AMOUNT	PAYMENTS MADE VIA SMALL PURCHASES, PO OR OTHER	TOTAL CONTRACT VALUE PAID TO DATE	TOTAL PAID IN FY 21
THE RHODES GROUP, INC.	CLAIMS ANALYSIS	L46585	4/22/2020	1 year	\$ 190,000		\$ 188,858	\$ 188,858
THE ROYSTER GROUP, INC.	PROFESSIONAL RECRUITING SERVICES FOR DIRECTOR OF LABOR & EMPLOYEE RELATIONS	L47146	7/29/2020	1 year	\$ 41,000		\$ 35,000	\$ 35,000
THE SANDERS LAW GROUP, LLC	LEGAL SETTLEMENT					\$ 65,150		\$ 65,150
THE SAVANNAH COLLEGE OF ART AND DESIGN, INC	SCAD COMMUNITY BUS SHELTERS	L45823	1/22/2021	3 Months	\$ 60,000		\$ 60,000	\$ 60,000
THE SEGAL COMPANY (SOUTHEAST), INC.	PROFESSIONAL CONSULTING SERVICES	L46307	2/27/2020	10 Months	\$ 146,245		\$ 146,245	\$ 122,235
THE SERVICE FORT, LLC	JANITORIAL SERVICES AT MARTA HQ	B42862	4/16/2019	2 Years w/ 3(1) Years Options	\$ 891,459		\$ 612,721	\$ 264,819
THE SERVICE FORT, LLC	JANITORIAL SERVICES AT MARTA HQ					\$ 16,247		\$ 16,247
THE TERMINIX INTERNATIONAL COMPANY LLP DBA TERMINIX COMMERCIAL	PEST CONTROL SERVICES FOR MARTA'S VEHICLES	P45467			\$ 130,904		\$ 35,808	\$ 35,808
THERAPY DIRECT, LLC	WORKERS COMPENSATION MEDICAL BILLS PAYMENT					\$ 97,447		\$ 97,447
THERMO KING ATLANTA, INC.	BUS, STOCK PARTS					\$ 1,754,989		\$ 1,754,989
THOMCO SPECIALTY PRODUCTS	STOCK, BUS PARTS					\$ 51,807		\$ 51,807
THOMPSON TRACTOR CO., INC. DBA THOMPSON LIFT TRUCK CO.	NEW HYUNDAI 20B-9 4,000 LB.FORKLIFT (3 EA)					\$ 81,835		\$ 81,835



NAME	PURPOSE	CONTRACT #	AWARD DATE	TERM	AWARD AMOUNT	PAYMENTS MADE VIA SMALL PURCHASES, PO OR OTHER	TOTAL CONTRACT VALUE PAID TO DATE	TOTAL PAID IN FY 21
TIBCO SOFTWARE, INC.	MARTA COMMUNICATION SERVICE MANAGER	L39782	9/21/2017	3 Years	\$ 56,955		\$ 56,955	\$ 56,955
T-MOBILE	CELLULAR TELECOMMUNICATION SERVICES: T-MOBILE	P38056	12/30/2016	3 Years w/ 2(1) Year Options	\$ 615,132	\$ 9,096	\$ 509,008	\$ 518,104
TOLAR MANUFACTURING COMPANY, INC.	SOLE SOURCE PURCHASE OF BUS STOP AMENITIES	P44002	6/17/2019	5 Years	\$ 7,109,975		\$ 2,497,911	\$ 1,395,056
TOTAL NETWORK RESOURCES	WORKERS COMPENSATION MEDICAL BILLS PAYMENT					\$ 33,547		\$ 33,547
TRANSDEV SERVICE, INC.	PROFESSIONAL CONSULTING SERVICES FOR MARTA POST-COVID19 TRANSFORMATION PLAN	L47159			\$ 200,000		\$ 200,000	\$ 200,000
TRANSIT TRAINING SOLUTIONS, LLC	BUS, MOBILITY AND RAILCAR OPERATOR TRAINING ENHANCEMENTS				\$ 3,218,375		\$ 2,549,079	\$ 87,941
TRANSPORTATION TECHNOLOGY CENTER, INC.	ATIS INDEPENDENT EVALUATOR SERVICES - ROLLED FROM BLANKET P.O. 201802075	P38775			\$ 320,366		\$ 142,908	\$ 48,563
TRANSPRO CONSULTING, LLC	PROFESSIONAL RECRUITMENT SERVICES FOR THE POSITIONS OF SENIOR SAFETY OFFICERS (BUS AND RAIL)	P38775			\$ 135,396		\$ 32,267	\$ 32,267
TRANSTECH OF S.C., INC.	STOCK, RAIL CAR PARTS	L48182			\$ 51,160	\$ 145,193		\$ 145,193
TRAPEZE SOFTWARE GROUP, INC.	TRAPEZE MASTER AGREEMENT						\$ 2,796,513	\$ 2,542,173
TRAPEZE SOFTWARE GROUP, INC.	VEHICLE INTELLIGENCE - STOCK, COMMUNICATION EXTERNAL REBUILD					\$ 259,971		\$ 259,971
TRAVELER'S AID OF METROPOLITAN ATLANTA, INC.DBA HOPE ATLANTA	PROFESSIONAL SERVICES FOR HOMELESS OUTREACH	P34149	12/1/2014	9 Years	\$ 12,161,173		\$ 135,232	\$ 20,497

NAME	PURPOSE	CONTRACT #	AWARD DATE	TERM	AWARD AMOUNT	PAYMENTS MADE VIA SMALL PURCHASES, PO OR OTHER	TOTAL CONTRACT VALUE PAID TO DATE	TOTAL PAID IN FY 21
TRC COMPANIES, INC.	ASSESSMENT OF SAFETY AND QUALITY ASSURANCE PROCESSES	L46580	5/15/2020	1 year	\$ 59,170		\$ 55,762	\$ 55,762
TRC COMPANIES, INC.	PROFESSIONAL SERVICES FOR ACCIDENT INVESTIGATION/SAFETY ASSESSMENT	L46580	5/15/2020	1 year	\$ 59,170		\$ 43,815	\$ 43,815
TTA SYSTEMS LLC	PROCUREMENT OF CQ311 / CQ312 TRUCK MODIFICATION SERVICES	B33292	5/19/2015	7 Years	\$ 7,679,765		\$ 7,437,629	\$ 983,176
TTA SYSTEMS LLC	STOCK, RAIL CAR PARTS					\$ 79,140		\$ 79,140
TURBO IMAGES INC.	THREE HOLIDAY BUS WRAPS PRINT AND INSTALLATION					\$ 21,855		\$ 21,855
TURBO POWER SYSTEMS, LTD (WIRE ONLY)	STOCK, RAIL CAR PARTS					\$ 219,466		\$ 219,466
ULINE INC.	STOCK, TOOLS & SUPPLIER					\$ 45,184		\$ 45,184
UNIFIED RUBBER CORP	STOCK, RAIL CAR PARTS					\$ 59,291		\$ 59,291
UNITED REFRIGERATION-COLLEGE P	STOCK TOOLS & SUPPLIES					\$ 118,616		\$ 118,616
UNITED RENTAL NORTH AMERICA, INC.	2-PUMPS 3" INCH HOSES 8 HP-HONDA USED FOR PUMPING WATER FROM MANHOLES - TRENCHER					\$ 21,167		\$ 21,167
UNIVERSAL METAL WORKS, LLC	STOCK, RAIL CAR PARTS, CQ311 FLE					\$ 75,529		\$ 75,529
UPMC BENEFIT MANAGEMENT SERVICES, INC.	LEAVE OF ABSENCE ADMINISTRATION PROGRAM	P35334	5/1/2016	3 Years w/ 2(1) Year Options	\$ 417,434		\$ 392,665	\$ 334,743

NAME	PURPOSE	CONTRACT #	AWARD DATE	TERM	AWARD AMOUNT	PAYMENTS MADE VIA SMALL PURCHASES, PO OR OTHER	TOTAL CONTRACT VALUE PAID TO DATE	TOTAL PAID IN FY 21
US ELECTRICAL SERVICES, INC DBA LADE-DANLAR	AMPROBE HIGH VOLTAGE DETECTOR (TIC 300 PRO) -EYE WASH SALINE FOR EYE WASH STATIONS					\$ 64,169		\$ 64,169
USIS, INC. DBA AMERISYS	WORKERS COMPENSATION MANAGED CARE FEES					\$ 1,932,139		\$ 1,932,139
USSC GROUP, INC.	BUS, STOCK PARTS					\$ 27,247		\$ 27,247
UTC RAIL & AIR SOURCES, INC.	PROCUREMENT OF AC WHEEL/ AXLE OVERHEAD AND REPAIR - CAPITAL FUNDED	B36724	7/14/2016	3 Years w/ 1(1) Year Option	\$ 1,870,672		\$ 1,047,592	\$ 194,359
UTC RAIL & AIR SOURCES, INC.	PROCUREMENT OF AC WHEEL/AXLE OVERHAUL AND REPAIR SERVICES	B36724	7/14/2016	3 Years w/ 1(1) Year Option	\$ 4,339,761		\$ 4,339,761	\$ 99,419
UTILITIES PROTECTION CENTER	MEMBERSHIP FEE					\$ 35,429		\$ 35,429
VAN E. SCOTT	LEGAL SETTLEMENT					\$ 45,000		\$ 45,000
VAPOR STONE RAIL SYSTEMS	STOCK, RAIL CAR PARTS					\$ 165,382		\$ 165,382
VECTOUR GROUP, INC.	PROCUREMENT OF TARGETED CLEANING SERVICES	P46871	11/19/2020	1 Year	\$ 198,510		\$ 21,985	\$ 21,985
VEHICLE MAINTENANCE PRGM, INC.	CORONA VIRUS CHARGE - BUS, STOCK PARTS					\$ 573,210		\$ 573,210
VERITECH, INC.	BUS, STOCK PARTS					\$ 67,338		\$ 67,338
VERIZON WIRELESS MSG. SRVC.	HOT SPOT DEVICES/CONNECTIVITY					\$ 22,412		\$ 22,412

NAME	PURPOSE	CONTRACT #	AWARD DATE	TERM	AWARD AMOUNT	PAYMENTS MADE VIA SMALL PURCHASES, PO OR OTHER	TOTAL CONTRACT VALUE PAID TO DATE	TOTAL PAID IN FY 21
VERTOSOFT LLC	PROCUREMENT OF WORKIVA WDESK CLOUD SOFTWARE SUBSCRIPTION					\$ 52,390		\$ 52,390
VIAVI SOLUTIONS, INC.	AEROFLEX 3920B ANALOG AND DIGITAL RADIO TEST PLATFORM					\$ 41,827		\$ 41,827
W. W. WILLIAMS SE, INC.	BUS ENGINE AND TRANSMISSION OVERHAUL/REBUILD	B38222	3/24/2017	3 Years	\$ 188,262		\$ 180,810	\$ 180,810
W. W. WILLIAMS SE, INC.	BUS TRANSMISSIONS	B42010	4/5/2019	4Base Years	\$ 6,196,514		\$ 1,013,050	\$ 1,013,050
W. W. WILLIAMS SE, INC.	BUS, STOCK PARTS - BRAKE OVERHAUL PROJECT - TRANSMISSION					\$ 1,615,966		\$ 1,615,966
WABTEC PASSENGER TRANSIT	STOCK, RAIL CAR PARTS					\$ 1,184,124		\$ 1,184,124
WABTEC PASSENGER TRANSIT	WABTEC PARTS FOR CQ312 L-CARE PROJECT	P39430	10/19/2017	3 Years	\$4,894,163.99		\$ 835,864	\$ 635,795
WADE FORD	NON REV STOCK PARTS					\$ 122,743		\$ 122,743
WADE FORD	PROCUREMENT OF NON-REVENUE VEHICLES	P43611	7/12/2019	70 days	\$ 466,666		\$ 466,666	\$ 141,300
WADE FORD	PROCUREMENT OF NON-REVENUE VEHICLES	P43290	7/26/2019	90 days	\$ 670,134		\$ 670,134	\$ 111,484
WADE FORD	PROCUREMENT OF NON-REVENUE VEHICLES - WADE FORD	B43297	12/26/2019	2 years	\$ 800,939		\$ 800,939	\$ 800,939
WELLSTAR ATLANTA MEDICAL CENTER, INC.	WORKERS COMPENSATION MEDICAL BILLS PAYMENT					\$ 50,434		\$ 50,434

NAME	PURPOSE	CONTRACT #	AWARD DATE	TERM	AWARD AMOUNT	PAYMENTS MADE VIA SMALL PURCHASES, PO OR OTHER	TOTAL CONTRACT VALUE PAID TO DATE	TOTAL PAID IN FY 21
WEST CHATHAM WARNING DEVICES, INC.	PROCUREMENT AND INSTALLATION OF EMERGENCY EQUIPMENT FOR POLICE TAHOE					\$ 68,141		\$ 68,141
WEX BANK DBA WRIGHT EXPRESS FINANCIAL SVC.	FUEL					\$ 77,733		\$ 77,733
WEX BANK DBA WRIGHT EXPRESS FINANCIAL SVC.	PROCUREMENT OF FUEL CARD SERVICE	P44378	10/26/2020	1 Year w/4 (1) Year Options	\$ 4,357,635		\$ 113,057	\$ 98,814
WG SOURCING, INC.	STOCK, RAIL CAR PARTS					\$ 111,845		\$ 111,845
WHITEHOUSE ADVERTISING & DESIGN, INC.	ADVERTISING LOGOS AND DESIGNS					\$ 39,055		\$ 39,055
WHITESTONE INVESTIGATIONS, INC.	PRIVATE INVESTIGATION					\$ 22,280		\$ 22,280
WHITING SERVICES, INC.	STOCK, BACK ORDER @ ARM					\$ 85,072		\$ 85,072
WHOLESALE INDUSTRIAL ELECTRONICS	STOCK, RAIL CAR PARTS					\$ 108,892		\$ 108,892
WOOD & CRAIG, LLC	LEGAL SETTLEMENT					\$ 24,000		\$ 24,000
WOOLPERT, INC.	PROFESSIONAL SERVICES FOR MARTA TRANSIT-ORIENTED DEVELOPMENT RAIL	L46451	6/11/2020	1 Year	\$ 154,816		\$ 154,616	\$ 154,616
WSB-TV	TRIV DIGITAL ADVERTISEMENT - WSB-TV					\$ 24,500		\$ 24,500
WSP USA, INC.	MARTA'S PLANNING SUPPORT AND TECHNICAL SERVICES - WSP	P39820	1/10/2018	3 Years w/2-1 Year Options	\$ 1,904,467		\$ 1,904,454	\$ 1,289,148

NAME	PURPOSE	CONTRACT #	AWARD DATE	TERM	AWARD AMOUNT	PAYMENTS MADE VIA SMALL PURCHASES, PO OR OTHER	TOTAL CONTRACT VALUE PAID TO DATE	TOTAL PAID IN FY 21
XPEDX, LLC	CORONA VIRUS CHARGES - STOCK, TOOLS & SUPPLIES					\$ 440,408		\$ 440,408
YELLOBEE STUDIO	PROFESSIONAL DESIGN SERVICES					\$ 28,600		\$ 28,600
ZAYO FIBER SOLUTIONS, LLC.	DESIGN AND FURNISH WIDE AREA NETWORK (WAN) CONNECTIVITY-30 YEAR LEASE RFP P4955	P4955	9/7/2005	30 years	\$ 1,557,765		\$ 137,607	\$ 113,172
ZEP MANUFACTURING COMPANY	STOCK, TOOLS & SUPPLIER					\$ 54,804		\$ 54,804
ZONAR SYSTEMS, INC.	ANNUAL SUBSCRIPTION FEE FOR ZONAR EVIR GSM DEVICE INSTALLED ON TRANSIT BUSES	P44672	7/5/2019	2 Years	\$ 145,360		\$ 138,267	\$ 68,731
ZONAR SYSTEMS, INC.	BUS STOCK PARTS					\$ 23,934		\$ 23,934
ZONES, INC.	RENEWAL OF NINTEX PRODUCTS: NINTEX BUNDLE- ENT WF & STD FORMS-SA NINTEX BUNDLE					\$ 27,612		\$ 27,612

#### MULTIPLE AWARD AND AE CONTRACTS

LIST OF NAMES	ELEVATOR AND ESCALATOR CONSULTING SERVICE	A/E 18466	1/1/2011	5 Yrs, 5 (1) Yr options	\$ 10,000,000			
LERCH BATES, INC.	AE18466 ELEVATOR AND ESCALATOR CONSULTING SERVICE						\$ 1,115,580	\$ 1,001,975

NAME	PURPOSE	CONTRACT #	AWARD DATE	TERM	AWARD AMOUNT	PAYMENTS MADE VIA SMALL PURCHASES, PO OR OTHER	TOTAL CONTRACT VALUE PAID TO DATE	TOTAL PAID IN FY 21
LIST OF NAMES	VIBRATION AND ACOUSTICAL CONSULTING SERVICES	A/E 22527	8/12/2012	5 Base and 5 (1) Yr Options	\$ 800,000			
WILSON IHRIG & ASSOC INC	VIBRATION AND ACOUSTICAL CONSULTING SERVICES						\$ 61,660	\$ 61,660
LIST OF NAMES	SAFETY, HEALTH, AND INDUSTRIAL HYGIENE SUPPORT SERVICES	A/E 24109	4/9/2013	5 years with 5 (1) year options	\$ 7,000,000			
APEX COMPANIES, LLC	SAFETY, HEALTH, AND INDUSTRIAL HYGIENE SUPPORT SERVICES						\$ 2,533,853	\$ 2,385,183
LIST OF NAMES	ENVIRONMENTAL ENGINEERING CONSULTING SERVICES	A/E 30754	1/26/2015	5 years 5 (1) year options	\$ 18,000,000			
URS CORPORATION	ENVIRONMENTAL ENGINEERING CONSULTING SERVICES						\$ 3,272,374	\$ 2,963,311
LIST OF NAMES	GEOTECHNICAL ENGINEERING SERVICES	A/E 31185	12/11/2014	5 Years	\$ 2,000,000			
GOLDER ASSOCIATES, INC.	GEOTECHNICAL ENGINEERING SERVICES						\$ 54,023	\$ 54,023

NAME	PURPOSE	CONTRACT #	AWARD DATE	TERM	AWARD AMOUNT	PAYMENTS MADE VIA SMALL PURCHASES, PO OR OTHER	TOTAL CONTRACT VALUE PAID TO DATE	TOTAL PAID IN FY 21
LIST OF NAMES	MATERIALS TESTING CONSULTING SERVICES	A/E 31187	9/15/2014	5 Base and 5 (1) Yr Opts	\$ 6,000,000			
TERRACON CONSULTANTS, INC.	MATERIALS TESTING CONSULTING SERVICES						\$ 50,772	\$ 50,772
LIST OF NAMES	SURVEYING CONSULTING SERVICES	A/E 31189	9/30/2014	5 Years with (5) 1 Year Options	\$ 6,000,000			
KCI TECHNOLOGIES, INC.	SURVEYING CONSULTING SERVICES						\$ 20,586	\$ 20,586
LIST OF NAMES	BUS AND RAIL VEHICLE CONSULTING SERVICES	A/E 34733	2/10/2016	5 years	\$ 36,000,000			
WSP USA, INC.	BUS AND RAIL VEHICLE CONSULTING SERVICES						\$ 3,637,015	\$ 2,718,081
LTK ENGINEERING SERVICES	BUS AND RAIL VEHICLE CONSULTING SERVICES						\$ 1,508,966	\$ 481,991
LTK ENGINEERING SERVICES	VEHICLE CONSULTING SERVICES: RAIL CAR MAINTENANCE SUPPORT SERVICES						\$ 4,357,861	\$ 3,425,175
LIST OF NAMES	SYSTEMS ENGINEERING SERVICES	A/E 35014	1/13/2016	3 Year w/ 2 (1) Year Options	\$ 6,458,667			



NAME	PURPOSE	CONTRACT #	AWARD DATE	TERM	AWARD AMOUNT	PAYMENTS MADE VIA SMALL PURCHASES, PO OR OTHER	TOTAL CONTRACT VALUE PAID TO DATE	TOTAL PAID IN FY 21
CH2M HILL, INC.	SYSTEMS ENGINEERING SERVICES						\$ 1,530,905	\$ 1,530,905
PARSONS BRINCKERHOFF INC	SYSTEMS ENGINEERING SERVICES						\$ 499,763	\$ 499,763
PARSONS TRANSPORTATION GROUP, INC.	SYSTEMS ENGINEERING SERVICES						\$ 3,440,064	\$ 347,762
WSP USA, INC.	SYSTEMS ENGINEERING SERVICES						\$ 964,797	\$ 842,077
<b>LIST OF NAMES</b>	<b>SAFETY SPECIALIST CONSULTING SERVICES</b>	<b>A/E 35358</b>	<b>3/30/2016</b>	<b>3 year 2 year option</b>	<b>\$ 5,345,000</b>			
CH2M HILL, INC.	SAFETY SPECIALIST CONSULTING SERVICES						\$ 189,168	\$ 189,168
HNTB CORPORATION	SAFETY SPECIALIST CONSULTING SERVICES						\$ 1,230,863	\$ 1,079,375
TRANSPORTATION RESOURCE ASSOCIATES, INC.	SAFETY SPECIALIST SERVICES CONTRACT						\$ 55,251	\$ 55,251
	<b>PROGRAM AND PROJECT MANAGEMENT SERVICES CONTRACT</b>	<b>A/E 37440-A</b>	<b>8/21/2017</b>	<b>3 Years with 2 (1) Year options</b>	<b>\$ 22,000,000</b>			
HDR ENGINEERING, INC.	PROGRAM AND PROJECT MANAGEMENT SERVICES CONTRACT						\$ 4,434,698	\$ 120,786

NAME	PURPOSE	CONTRACT #	AWARD DATE	TERM	AWARD AMOUNT	PAYMENTS MADE VIA SMALL PURCHASES, PO OR OTHER	TOTAL CONTRACT VALUE PAID TO DATE	TOTAL PAID IN FY 21
<b>LIST OF NAMES</b>	<b>OPERATIONS AND MAINTENANCE TECHNICAL SERVICES</b>	<b>A/E 37501</b>	<b>6/16/2017</b>	<b>3 base 2 (1) Yr Options</b>	<b>\$ 9,504,000</b>			
HNTB CORPORATION	OPERATIONS AND MAINTENANCE TECHNICAL SERVICES						\$ 2,593,532	\$ 1,756,906
WSP USA, INC.	OPERATIONS AND MAINTENANCE TECHNICAL SERVICES						\$ 475,196	\$ 309,127
<b>LIST OF NAMES</b>	<b>COMMUNICATION SYSTEMS &amp; ELECTRICAL ENGINEERING SERVICES - HNTB</b>	<b>A/E 37557</b>	<b>7/19/2017</b>	<b>3 Years w/ 2 - 1 Year Options</b>	<b>\$ 10,296,600</b>			
HNTB CORPORATION	COMMUNICATION SYSTEMS & ELECTRICAL ENGINEERING SERVICES - HNTB						\$ 3,090,469	\$ 2,681,512
<b>LIST OF NAMES</b>	<b>A&amp;E FOR STATION REHAB PROGRAM</b>	<b>A/E 43955</b>	<b>3/5/2020</b>	<b>3 Years w/ 2 (1) year options</b>	<b>\$ 41,666,666</b>			
ARCADIS U. S., INC	A&E FOR STATION REHAB PROGRAM						\$ 84,278	\$ 84,278
AXIS INFRASTRUCTURE, LLC	A&E FOR STATION REHAB PROGRAM						\$ 266,130	\$ 214,574
CHASM ARCHITECTURE, LLC	A&E FOR STATION REHAB PROGRAM						\$ 98,585	\$ 35,473

NAME	PURPOSE	CONTRACT #	AWARD DATE	TERM	AWARD AMOUNT	PAYMENTS MADE VIA SMALL PURCHASES, PO OR OTHER	TOTAL CONTRACT VALUE PAID TO DATE	TOTAL PAID IN FY 21
PERKINS & WILL, INC.	A&E FOR STATION REHAB PROGRAM						\$ 276,013	\$ 276,013
POND & COMPANY	A&E FOR STATION REHAB PROGRAM						\$ 132,225	\$ 32,225
PARSONS TRANSPORTATION GROUP, INC.	A&E FOR STATION REHAB PROGRAM						\$ 264,720	\$ 247,790
PARSONS TRANSPORTATION GROUP, INC.	A&E FOR STATION REHAB PROGRAM						\$ 264,720	\$ 19,748
<b>LIST OF NAMES</b>	<b>GENERAL COUNSEL AND OTHER LEGAL SERVICES</b>	<b>P36180</b>	<b>2/1/2016</b>	<b>5 Years</b>	<b>\$ 21,000,000</b>			
APPELBAUM & ASSOC., P.C.	GENERAL COUNSEL AND OTHER LEGAL SERVICES						\$ 383,460	\$ 272,547
BRYAN CAVE LLP	GENERAL COUNSEL AND OTHER LEGAL SERVICES						\$ 53,784	\$ 35,104
DONALD P. EDWARDS	GENERAL COUNSEL AND OTHER LEGAL SERVICES						\$ 338,750	\$ 221,427
E. W. GOGOLIN & ASSOCIATES, LLC	GENERAL COUNSEL AND OTHER LEGAL SERVICES						\$ 79,380	\$ 60,015
GRAY, RUST, ST. AMAND, MOFFETT & BRIESKE, LLP	GENERAL COUNSEL AND OTHER LEGAL SERVICES						\$ 39,838	\$ 34,511
GREENBERG TRAURIG, LLP	GENERAL COUNSEL AND OTHER LEGAL SERVICES						\$ 289,516	\$ 124,169

NAME	PURPOSE	CONTRACT #	AWARD DATE	TERM	AWARD AMOUNT	PAYMENTS MADE VIA SMALL PURCHASES, PO OR OTHER	TOTAL CONTRACT VALUE PAID TO DATE	TOTAL PAID IN FY 21
HOLLAND & KNIGHT LLP	GENERAL COUNSEL AND OTHER LEGAL SERVICES						\$ 425,111	\$ 311,673
JACKSON LEWIS P.C.	GENERAL COUNSEL AND OTHER LEGAL SERVICES						\$ 204,774	\$ 157,952
JOSEPH D. YOUNG, P.C.	GENERAL COUNSEL AND OTHER LEGAL SERVICES						\$ 35,000	\$ 35,000
LEWIS BRISBOIS BISGAARD & SMITH	GENERAL COUNSEL AND OTHER LEGAL SERVICES						\$ 112,756	\$ 77,662
MABRY & MCCLELLAND, LLP	GENERAL COUNSEL AND OTHER LEGAL SERVICES						\$ 352,541	\$ 154,341
MOZLEY, FINLAYSON & LOGGINS, LLP	GENERAL COUNSEL AND OTHER LEGAL SERVICES						\$ 216,710	\$ 149,813
PARKER POE ADAMS & BERNSTEIN LLP	GENERAL COUNSEL AND OTHER LEGAL SERVICES						\$ 48,215	\$ 40,788
THOMAS KENNEDY SAMPSON & TOMPKINS LLC	GENERAL COUNSEL AND OTHER LEGAL SERVICES						\$ 315,429	\$ 275,172
WEINBERG WHEELER HUDGINS GUNN & DIAL, LLC	GENERAL COUNSEL AND OTHER LEGAL SERVICES						\$ 198,782	\$ 198,782
CHILIVIS, GRUBMAN, DALBEY, & WARNER LLP	GENERAL COUNSEL AND OTHER LEGAL SERVICES						\$ 94,370	\$ 76,520
<b>LIST OF NAMES</b>	<b>MARTA'S PLANNING SUPPORT AND TECHNICAL SERVICES</b>	<b>P39820</b>	<b>1/24/2018</b>	<b>3 years w-2-(1) year options</b>	<b>\$ 66,000,000</b>			

NAME	PURPOSE	CONTRACT #	AWARD DATE	TERM	AWARD AMOUNT	PAYMENTS MADE VIA SMALL PURCHASES, PO OR OTHER	TOTAL CONTRACT VALUE PAID TO DATE	TOTAL PAID IN FY 21
AECOM TECHNICAL SERVICES	MARTA'S PLANNING SUPPORT AND TECHNICAL SERVICES						\$ 3,925,015	\$ 3,351,126
HNTB CORPORATION	MARTA'S PLANNING SUPPORT AND TECHNICAL SERVICES						\$ 14,524,728	\$ 10,611,309
WSP USA, INC.	MARTA'S PLANNING SUPPORT AND TECHNICAL SERVICES						\$ 2,672,690	\$ 2,309,799
<b>LIST OF NAMES</b>	<b>GENERAL CONSULTING PROFESSIONAL SERVICES FOR THE POLICE DEPARTMENT IN FISCAL FY20 (JULY 1, 2019-JUNE 30, 2020)</b>	<b>P44589</b>	<b>5/30/2019</b>	<b>1 year</b>	<b>\$ 3,000,000</b>			
AXIOM CORPORATION	GENERAL CONSULTING PROFESSIONAL SERVICES FOR THE POLICE DEPARTMENT IN FISCAL FY20 (JULY 1, 2019-JUNE 30, 2020)						\$ 146,028	\$ 31,563
BY LIGHT PROFESSIONAL IT SERVICES, INC	GENERAL CONSULTING PROFESSIONAL SERVICES FOR THE POLICE DEPARTMENT IN FISCAL FY20 (JULY 1, 2019-JUNE 30, 2020)						\$ 695,775	\$ 137,190
C2I SOLUTIONS, INC.	GENERAL CONSULTING PROFESSIONAL SERVICES FOR THE POLICE DEPARTMENT IN FISCAL FY20 (JULY 1, 2019-JUNE 30, 2020)						\$ 74,435	\$ 29,774
EPATHUSA	GENERAL CONSULTING PROFESSIONAL SERVICES FOR THE POLICE DEPARTMENT IN FISCAL FY20 (JULY 1, 2019-JUNE 30, 2020)						\$ 244,771	\$ 44,841
ESSENTIAL DATA CORP.	GENERAL CONSULTING PROFESSIONAL SERVICES FOR THE POLICE DEPARTMENT IN FISCAL FY20 (JULY 1, 2019-JUNE 30, 2020)						\$ 314,835	\$ 22,195
GANTEC CORPORATION	GENERAL CONSULTING PROFESSIONAL SERVICES FOR THE POLICE DEPARTMENT IN FISCAL FY20 (JULY 1, 2019-JUNE 30, 2020)						\$ 353,058	\$ 79,403

NAME	PURPOSE	CONTRACT #	AWARD DATE	TERM	AWARD AMOUNT	PAYMENTS MADE VIA SMALL PURCHASES, PO OR OTHER	TOTAL CONTRACT VALUE PAID TO DATE	TOTAL PAID IN FY 21
<b>LIST OF NAMES</b>	<b>GENERAL CONSULTING AND PROFESSIONAL SERVICES FOR THE SAFETY AND QUALITY ASSURANCE DEPARTMENT IN FISCAL YEAR 2019</b>	<b>P44590</b>	<b>5/30/2019</b>	<b>1YEAR</b>	<b>\$ 3,000,000</b>			
BY LIGHT PROFESSIONAL IT SERVICES, INC	GENERAL CONSULTING AND PROFESSIONAL SERVICES FOR THE SAFETY AND QUALITY ASSURANCE DEPARTMENT IN FISCAL YEAR 2020						\$ 123,000	\$ 22,140
CLIENTSOLV TECHNOLOGIES	GENERAL CONSULTING AND PROFESSIONAL SERVICES FOR THE SAFETY AND QUALITY ASSURANCE DEPARTMENT IN FISCAL YEAR 2021						\$ 107,944	\$ 22,444
ENGENIUS CONSULTING GROUP	GENERAL CONSULTING AND PROFESSIONAL SERVICES FOR THE SAFETY AND QUALITY ASSURANCE DEPARTMENT IN FISCAL YEAR 2022						\$ 29,053	\$ 29,053
<b>LIST OF NAMES</b>	<b>GENERAL CONSULTING AND PROFESSIONAL SERVICES FOR CHIEF INFORMATION SECURITY OFFICER TEAM IN FISCAL YEAR 2020.</b>	<b>P44591</b>	<b>5/30/2019</b>	<b>1YEAR</b>	<b>\$ 3,000,000</b>			
CLIENTSOLV TECHNOLOGIES	GENERAL CONSULTING AND PROFESSIONAL SERVICES FOR CHIEF INFORMATION SECURITY OFFICER TEAM IN FISCAL YEAR 2020.						\$ 456,223	\$ 172,425
ESSENTIAL DATA CORP.	GENERAL CONSULTING AND PROFESSIONAL SERVICES FOR CHIEF INFORMATION SECURITY OFFICER TEAM IN FISCAL YEAR 2020.						\$ 200,347	\$ 18,274
GANTEC CORPORATION	GENERAL CONSULTING AND PROFESSIONAL SERVICES FOR CHIEF INFORMATION SECURITY OFFICER TEAM IN FISCAL YEAR 2020.						\$ 934,656	\$ 157,500
<b>LIST OF NAMES</b>	<b>FY20 GENERAL CONSULTING AND PROFESSIONAL SERVICES FOR THE CAPITAL PROGRAMS AND DEVLOPMENT DEPARTMENT AND DIVISION OF OPERTIONS DEPARTMENT</b>	<b>P44592</b>	<b>5/30/2019</b>	<b>1 YEAR</b>	<b>\$2,574.153.00</b>			
ENGENIUS CONSULTING GROUP, INC	FY20 GENERAL CONSULTING AND PROFESSIONAL SERVICES FOR THE CAPITAL PROGRAMS AND DEVLOPMENT DEPARTMENT AND DIVISION OF OPERTIONS DEPARTMENT						\$ 155,325	\$ 30,991

NAME	PURPOSE	CONTRACT #	AWARD DATE	TERM	AWARD AMOUNT	PAYMENTS MADE VIA SMALL PURCHASES, PO OR OTHER	TOTAL CONTRACT VALUE PAID TO DATE	TOTAL PAID IN FY 21
EPATHUSA	FY20 GENERAL CONSULTING AND PROFESSIONAL SERVICES FOR THE CAPITAL PROGRAMS AND DEVELOPMENT DEPARTMENT AND DIVISION OF OPERATIONS DEPARTMENT						\$ 327,888	\$ 30,486
INTUEOR CONSULTING, INC.	FY20 GENERAL CONSULTING AND PROFESSIONAL SERVICES FOR THE DIVISION OF OPERATIONS AND DEPARTMENT OF CAPITAL PROGRAMS & DEVELOPMENT						\$ 1,278,458	\$ 321,041
<b>LIST OF NAMES</b>	<b>GENERAL CONSULTING AND PROFESSIONAL SERVICES FOR THE TECHNOLOGY DEPARTMENT</b>	<b>P44593</b>	<b>5/30/2019</b>	<b>1 YEAR</b>	<b>\$ 10,225,000</b>			
AXIOM CORPORATION	GENERAL CONSULTING AND PROFESSIONAL SERVICES FOR THE TECHNOLOGY DEPARTMENT						\$ 461,938	\$ 78,750
C2I SOLUTIONS, INC.	GENERAL CONSULTING AND PROFESSIONAL SERVICES FOR THE TECHNOLOGY DEPARTMENT						\$ 485,946	\$ 113,290
CLIENTSOLV TECHNOLOGIES	GENERAL CONSULTING AND PROFESSIONAL SERVICES FOR THE TECHNOLOGY DEPARTMENT						\$ 828,596	\$ 166,629
COMPUTER AID, INC.	GENERAL CONSULTING AND PROFESSIONAL SERVICES FOR THE TECHNOLOGY DEPARTMENT						\$ 33,713	\$ 14,616
ENGENIUS CONSULTING GROUP, INC	GENERAL CONSULTING AND PROFESSIONAL SERVICES FOR THE TECHNOLOGY DEPARTMENT						\$ 207,953	\$ 36,698
GANTEC CORPORATION	GENERAL CONSULTING AND PROFESSIONAL SERVICES FOR THE TECHNOLOGY DEPARTMENT						\$ 418,523	\$ 34,650
GLOBAL INFOTECH LLC	GENERAL CONSULTING AND PROFESSIONAL SERVICES FOR THE TECHNOLOGY DEPARTMENT						\$ 286,360	\$ 38,879
ISPA, INC.	GENERAL CONSULTING AND PROFESSIONAL SERVICES FOR THE TECHNOLOGY DEPARTMENT						\$ 331,795	\$ 52,476

NAME	PURPOSE	CONTRACT #	AWARD DATE	TERM	AWARD AMOUNT	PAYMENTS MADE VIA SMALL PURCHASES, PO OR OTHER	TOTAL CONTRACT VALUE PAID TO DATE	TOTAL PAID IN FY 21
IT DIVISION, INC DBA APEIRO TECHNOLOGIES	GENERAL CONSULTING AND PROFESSIONAL SERVICES FOR THE TECHNOLOGY DEPARTMENT						\$ 447,180	\$ 38,732
KFORCE, INC. & SUBSIDIARIES	GENERAL CONSULTING AND PROFESSIONAL SERVICES FOR THE TECHNOLOGY DEPARTMENT						\$ 249,580	\$ 54,374
NUMBERS ONLY, INC.	GENERAL CONSULTING AND PROFESSIONAL SERVICES FOR THE TECHNOLOGY DEPARTMENT						\$ 1,258,339	\$ 377,544
POLARIS ASSOCIATES, INC.	GENERAL CONSULTING AND PROFESSIONAL SERVICES FOR THE TECHNOLOGY DEPARTMENT						\$ 1,614,344	\$ 258,035
<b>LIST OF NAMES</b>	<b>GENERAL COUNSEL AND OTHER LEGAL SERVICES</b>	<b>P46721</b>	<b>2/1/2021</b>	<b>5 YEARS</b>	<b>\$ 21,000,000</b>			
APPELBAUM & ASSOC., P.C.	GENERAL COUNSEL AND OTHER LEGAL SERVICES						\$ 63,989	\$ 33,729
BRYAN CAVE LLP	GENERAL COUNSEL AND OTHER LEGAL SERVICES						\$ 1,440	\$ 1,440
E. W. GOGOLIN & ASSOCIATES, LLC	GENERAL COUNSEL AND OTHER LEGAL SERVICES						\$ 1,940	\$ 1,940
EDWARDS & HAWKINS, LLC	GENERAL COUNSEL AND OTHER LEGAL SERVICES						\$ 268,856	\$ 218,552
GRAY, RUST, ST. AMAND, MOFFETT & BRIESKE, LLP	GENERAL COUNSEL AND OTHER LEGAL SERVICES						\$ 55,288	\$ 25,549
JACKSON LEWIS P.C.	GENERAL COUNSEL AND OTHER LEGAL SERVICES						\$ 109,478	\$ 109,478



NAME	PURPOSE	CONTRACT #	AWARD DATE	TERM	AWARD AMOUNT	PAYMENTS MADE VIA SMALL PURCHASES, PO OR OTHER	TOTAL CONTRACT VALUE PAID TO DATE	TOTAL PAID IN FY 21
MABRY & MCCLELLAND, LLP	GENERAL COUNSEL AND OTHER LEGAL SERVICES						\$ 36,875	\$ 27,019
MOZLEY, FINLAYSON & LOGGINS, LLP	GENERAL COUNSEL AND OTHER LEGAL SERVICES						\$ 61,262	\$ 61,262
PARKER POE ADAMS & BERNSTEIN LLP	GENERAL COUNSEL AND OTHER LEGAL SERVICES						\$ 17,293	\$ 11,517
SMITH, GAMBRELL & RUSSELL, LLP	GENERAL COUNSEL AND OTHER LEGAL SERVICES						\$ 20,650	\$ 20,650
THOMAS KENNEDY SAMPSON & TOMPKINS LLC	GENERAL COUNSEL AND OTHER LEGAL SERVICES						\$ 83,442	\$ 83,442
WEINBERG WHEELER HUDGINS GUNN & DIAL, LLC	GENERAL COUNSEL AND OTHER LEGAL SERVICES						\$ 118,827	\$ 74,357
<b>LIST OF NAMES</b>	<b>TECHNOLOGY FY21 GENERAL CONSULTANT PROFESSIONAL SERVICES</b>	<b>P46978</b>	<b>6/11/2020</b>	<b>1 year</b>	<b>\$ 6,671,027</b>			
AXIOM CORPORATION	TECHNOLOGY FY21 GENERAL CONSULTANT PROFESSIONAL SERVICES						\$ 433,125	\$ 433,125
C2I SOLUTIONS, INC.	TECHNOLOGY FY21 GENERAL CONSULTANT PROFESSIONAL SERVICES						\$ 405,177	\$ 405,177
CLIENTSOLV TECHNOLOGIES	TECHNOLOGY FY21 GENERAL CONSULTANT PROFESSIONAL SERVICES						\$ 838,474	\$ 838,474
COMPUTER AID, INC.	TECHNOLOGY FY21 GENERAL CONSULTANT PROFESSIONAL SERVICES						\$ 28,188	\$ 28,188

NAME	PURPOSE	CONTRACT #	AWARD DATE	TERM	AWARD AMOUNT	PAYMENTS MADE VIA SMALL PURCHASES, PO OR OTHER	TOTAL CONTRACT VALUE PAID TO DATE	TOTAL PAID IN FY 21
ENGENIUS CONSULTING GROUP	TECHNOLOGY FY21 GENERAL CONSULTANT PROFESSIONAL SERVICES						\$ 122,325	\$ 122,325
GANTEC CORPORATION	TECHNOLOGY FY21 GENERAL CONSULTANT PROFESSIONAL SERVICES						\$ 174,075	\$ 174,075
GLOBAL INFOTECH LLC	TECHNOLOGY FY21 GENERAL CONSULTANT PROFESSIONAL SERVICES						\$ 439,405	\$ 439,405
ISPA, INC.	TECHNOLOGY FY21 GENERAL CONSULTANT PROFESSIONAL SERVICES						\$ 83,386	\$ 83,386
IT DIVISION, INC DBA APEIRO TECHNOLOGIES	TECHNOLOGY FY21 GENERAL CONSULTANT PROFESSIONAL SERVICES						\$ 201,580	\$ 201,580
KFORCE, INC. & SUBSIDIARIES	TECHNOLOGY FY21 GENERAL CONSULTANT PROFESSIONAL SERVICES						\$ 198,548	\$ 198,548
NUMBERS ONLY, INC.	TECHNOLOGY FY21 GENERAL CONSULTANT PROFESSIONAL SERVICES						\$ 793,701	\$ 708,416
POLARIS ASSOCIATES, INC.	TECHNOLOGY FY21 GENERAL CONSULTANT PROFESSIONAL SERVICES						\$ 1,530,790	\$ 1,246,576
STORAGE ENGINE, INC.	TECHNOLOGY FY21 GENERAL CONSULTANT PROFESSIONAL SERVICES						\$ 144,625	\$ 144,625
<b>LIST OF NAMES</b>	<b>CAPITAL PROGRAMS DELIVERY FY21 GENERAL CONSULTANT PROFESSIONAL SERVICES</b>	<b>P46979</b>	<b>6/11/2020</b>	<b>1 year</b>	<b>\$ 2,500,000</b>			
ENGENIUS CONSULTING GROUP	ENGENIUS CONSULTING GROUP PURCHASE ORDER FOR CAPTIAL PROGRAMS DELIVER GENERAL CONSULTING PROFESSIONAL SERVICES						\$ 197,298	\$ 181,554

NAME	PURPOSE	CONTRACT #	AWARD DATE	TERM	AWARD AMOUNT	PAYMENTS MADE VIA SMALL PURCHASES, PO OR OTHER	TOTAL CONTRACT VALUE PAID TO DATE	TOTAL PAID IN FY 21
EPATHUSA	EPATH USA PURCHASE ORDER FOR CAPITAL PROGRAMS DELIVERY FY21 GENERAL CONSULTANT PROFESSIONAL SERVICES						\$ 165,784	\$ 165,784
INTUEOR CONSULTING, INC.	INTUEOR PURCHASE ORDER FOR CAPTIAL PROGRAMS DELIVERY FY21 GENERAL CONSULTANT PROFESSIONAL SERVICES						\$ 1,221,107	\$ 1,122,294
<b>LIST OF NAMES</b>	<b>FY21 GENERAL CONSULTING PROFESSIONAL SERVICES FOR MARTA'S POLICE DEPARTMENT</b>	<b>P46980</b>	<b>6/11/2020</b>	<b>1 year</b>	<b>\$ 2,100,000</b>			
AXIOM CORPORATION	FY21 GENERAL CONSULTING PROFESSIONAL SERVICES FOR MARTA'S POLICE DEPARTMENT						\$ 120,250	\$ 120,250
BY LIGHT PROFESSIONAL IT SERVICES, INC	POLICE GENERAL CONSULTANT PROFESSIONAL SERVICES FOR FISCAL YEAR 2021						\$ 520,870	\$ 520,870
C2I SOLUTIONS, INC.	FY21 GENERAL CONSULTING PROFESSIONAL SERVICES FOR MARTA'S POLICE DEPARTMENT						\$ 172,783	\$ 158,605
EPATHUSA	POLICE GENERAL CONSULTING PROFESSIONAL SERVICES FOR FISCAL 2021						\$ 119,394	\$ 119,394
ESSENTIAL DATA CORP.	MARTA POLICE FY21 GENERAL CONSULTING PROFESSIONAL SERVICES CONTRACT						\$ 25,328	\$ 13,508
GANTEC CORPORATION	MARTA POLICE GENERAL CONSULTING PROFESSIONAL SERVICES CONTRACT						\$ 249,493	\$ 249,493
<b>LIST OF NAMES</b>	<b>FY21 SAFETY &amp; QUALITY ASSURANCE GENERAL CONSULTING PROFESSIONAL SERVICES AWARD</b>	<b>P46981</b>	<b>6/11/2020</b>	<b>1 year</b>	<b>\$ 360,000</b>			

NAME	PURPOSE	CONTRACT #	AWARD DATE	TERM	AWARD AMOUNT	PAYMENTS MADE VIA SMALL PURCHASES, PO OR OTHER	TOTAL CONTRACT VALUE PAID TO DATE	TOTAL PAID IN FY 21
BY LIGHT PROFESSIONAL IT SERVICES, INC	FY21 SAFETY & QUALITY ASSURANCE GENERAL CONSULTING PROFESSIONAL SERVICES AWARD FOR BYLIGHT						\$ 17,220	\$ 17,220
ENGENIUS CONSULTING GROUP	SAFETY & QUALITY ASSURANCE GENERAL CONSULTING PROFESSIONAL SERVICES CONTRACT FOR FISCAL YEAR 2021						\$ 218,368	\$ 197,749
<b>LIST OF NAMES</b>	<b>GCPS CYBER SECURITY DEPARTMENT</b>	<b>P46982</b>	<b>6/11/2020</b>	<b>1 year</b>	<b>\$ 1,800,000</b>			
CLIENTSOLV TECHNOLOGIES	CLIENTSOLV PURCHASE ORDER FOR CYBER SECURITY FY21 GENERAL CONSULTANT PROFESSIONAL SERVICES						\$ 424,463	\$ 424,463
ESSENTIAL DATA CORP.	ESSENTIAL DATA CORP. PURCHASE ORDER FOR FY21 GCPS CYBER SECURITY DEPARTMENT						\$ 156,988	\$ 156,988
GANTEC CORPORATION	GANTEC PURCHASE ORDER FOR ENTERPRISE CYBER SECURITY FY21 GENERAL CONSULTANT PROFESSIONAL SERVICES						\$ 413,438	\$ 392,813
KFORCE, INC. & SUBSIDIARIES	FY21 GENERAL CONSULTANT PROFESSIONAL SERVICES FOR THE CYBER SECURITY DEPARTMENT						\$ 17,958	\$ 17,958

# **METROPOLITAN ATLANTA RAPID TRANSIT AUTHORITY**

## **INCREASES OF EXISTING BOARD APPROVED CONTRACTS**

There were fourteen increases of existing contracts during FY 2021.

**METROPOLITAN ATLANTA RAPID TRANSIT AUTHORITY  
INCREASES OF EXISTING BOARD APPROVED CONTRACTS  
(JULY 1, 2020 THROUGH JUNE 30, 2021)**

<b>Payee</b>	<b>Purpose</b>	<b>Previous Value</b>	<b>Adjustment Amount</b>	<b>New Value</b>
A-ACTION JANITORIAL SERVICES, INC.	FACILITY-WIDE JANITORIAL SERVICES	\$380,042.18	\$152,839.49	\$ 532,881.67
A-ACTION JANITORIAL SERVICES, INC.	FACILITY-WIDE JANITORIAL SERVICES AGREEMENT	\$2,515,874.01	\$175,409.31	\$2,691,283.32
BERKELEY RESEARCH GROUP, LLC	CLAIMS ANALYSIS	\$190,000.00	\$400,000.00	\$590,000.00
CANON SOLUTIONS AMERICA, INC.	MULTI-FUNCTIONAL PRINTERS (MFPs) LEASE AND MAINTENANCE SERVICES	\$1,804,949.08	\$492,380.00	\$2,297,329.08
CUBIC TRANSPORTATION SYSTEMS, INC	AUTOMATIC FARE COLLECTIN (AFC) SOFTWARE, HARDWARE, AND PROFESSIONAL SERVICES	\$52,036,386.11	\$101,911,118.11	\$153,947,504.22
DELL MARKETING, L.P.	LICENSING OF VARIOUS MICROSOFT PRODUCTS	\$1,174,017.16	\$330,000.00	\$ 1,504,017.16
DOCUSIGN, INC.	DOCUSIGN LICENSES	\$195,798.63	\$412,573.50	\$608,372.13

ENGHOUSE TRANSPORTATION, LLC	MAINTENANCE SUPPORT FOR TELEDRIVER 8.1.6 DRIVER MANAGEMENT SYSTEM	\$418,523.70	\$426,186.00	\$844,709.70
INFOSYS LIMITED	ENTERPRISE PERFORMANCE MANAGEMENT PLANNING AND BUDGET SYSTEM	\$807,688.00	\$195,588.00	\$ 1,003,276.00
ORACLE AMERICA, INC.	PURCHASE OF ADDITIONAL LICENSES FOR ORACLE PRIMAVERA P6 CLOUD SERVICE, PRIMAVERA UNIFIER CLOUD SERVICE AND PROFESSIONAL CONSULTING SERVICES	\$1,486,206.50	\$807,108.58	\$2,293,315.08
OUTSYSTEMS, INC.	OUTSYSTEMS SOFTWARE	\$194,943.01	\$354,000.00	\$548,943.01
SABA SOFTWARE INC.	CLOUD-BASED LEARNING MANAGEMENT SYSTEM	\$197,441.97	\$479,920.97	\$677,362.94
SIERRA WIRELESS AMERICA, INC.	AIRLINK MOBILITY MANAGER (AMM) SOFTWARE	\$386,104.18	\$625,448.00	\$1,011,552.18
WILSON IHRIG & ASSOCIATES AND HARRIS MILLER, MILLER & HANSON, INC.	NOISE, VIBRATION AND ACCOUSTICAL CONSULTING SERVICES	\$800,000.00	\$320,000.00	\$1,120,000.00

# **METROPOLITAN ATLANTA RAPID TRANSIT AUTHORITY**

## **BOARD OF DIRECTORS' FEES**

This report lists the total fees paid during FY 2021 to each member of the MARTA Board of Directors for their service on the Board. The report does not include travel or conference expenses.



**METROPOLITAN ATLANTA RAPID TRANSIT AUTHORITY**  
**Board of Directors Fees**  
**Paid For the Period July 1, 2020 through June 30, 2021**

<u><b>DIRECTOR</b></u>	<u><b>Total Fees</b></u>
Abdul-Salaam, Roberta	\$ 7,839.39
Ashe III, Robert L.	\$ 8,190.00
Blakley, Stacy	\$ 2,520.00
Durrett, Jim	\$ 2,730.00
Edmond, Roderick	\$ 1,995.00
Floyd, William F.	\$ 6,720.00
Frierson, Roderick A.	\$ 5,985.00
Glover, Ryan C.	\$ 420.00
Griffin, Jerry	\$ 2,972.48
Hardage, Freda	\$ 13,014.40
Ivey, Alicia	\$ 2,835.00
Pond, Al	\$ 5,670.00
Powers, Kathryn L.	\$ 1,680.00
Scott, Rita A.	\$ 9,860.00
Snyder, Reginald	\$ 1,365.00
Worthy, W. Thomas	\$ 4,725.00

# **METROPOLITAN ATLANTA RAPID TRANSIT AUTHORITY**

## **BOARD OF DIRECTORS' TRAVEL**

There was no Board of Directors' travel for FY 2021.

# **METROPOLITAN ATLANTA RAPID TRANSIT AUTHORITY**

## **EMPLOYEE TRAVEL EXPENSES**

This report section details non-local travel by MARTA employees during FY 2021 for which all or some MARTA funds were utilized, along with specific information regarding the employees' name, purpose of trip and expenses incurred.

FY2021 Summary of MARTA Staff Travel					
Name	Cost Ctr	Description & Date	Amount	Purpose & Details	Code
Carrier, Matthew T.	19210	Command College - Columbus, GA - Aug 23-28, 2020	672.50	Law Enforcement Training to assist with leadership role in the organization.	TR
Carrier, Matthew T.	19210	Command College - Columbus, GA - Sept 20-25, 2020	672.50	Law Enforcement Training to assist with leadership role in the organization.	TR
Carrier, Matthew T.	19210	Command College - Columbus, GA Oct 11-16, 2020	672.50	Law Enforcement Training to assist with leadership role in the organization.	TR
Carrier, Matthew T.	19210	Command College -Columbus, GA - Nov 01-06, 2020	672.50	Law Enforcement Training to assist with leadership role in the organization.	TR
Carrier, Matthew T.	19210	Command College - Columbus, GA - Jan 11-13, 2021	285.50	Law Enforcement Training to assist with leadership role in the organization.	TR
Chambers, Ricky L	19210	Lenco Site Visit - Pittsfield, MA - July 22-24, 2020	772.52	Site visit for final walk through for the High Rail Vehicle	MI
Cloud, Ernest W.	19210	Command College - Columbus, GA - Sept 27-Oct 2, 2020	672.50	Law Enforcement Training to assist with leadership role in the organization.	TR
Cloud, Ernest W.	19210	Command College - Columbus, GA - Jan 24-29, 2021	672.50	Law Enforcement Training to assist with leadership role in the organization.	TR
Gamble, Gregory L.	19210	Lenco Site Visit - Pittsfield, MA - July 22-24, 2020	1,135.30	Site visit for final walk through for the High Rail Vehicle	MI
Gamble, Gregory L.	19210	Transit System Security Training - Oklahoma, OK - Nov 15-20, 2020	1,413.25	Transportation Safety Institute (TSI) Training	TR
Gamble, Gregory L.	19210	Transit Incident Investigation & System Safety Training - Oklahoma, OK - Dec 6-18, 2020	2,906.74	Transportation Safety Institute (TSI) Training	TR
Gamble, Gregory L.	19210	Effectively Managing Transit Emergencies - Salt Lake City, UT - Jan 10-14, 2021	1,632.08	Transportation Safety Institute (TSI) Training	TR
James, Reginald T.	16760	TSI Training - Oklahoma City, Oklahoma - Dec 6-18, 2020	2,764.74	Site visit for US facility new rail car procurement	CP
Johnson, Harold L.	19210	Lenco Site Visit - Pittsfield, MA - July 22-24, 2020	772.52	Site visit for final walk through for the High Rail Vehicle	MI
Kiernan, Colleen	21110	GTA Board Planning Session - Jekyll Island, GA - Dec 3-5, 2020	874.19	GA Transit Assoc Board Strategic Planning	TC
Parker, Jeffrey A.	11110	Stadler Tour (Marta Rail Car Purchase) Salt Lake City, UT - May 5-7, 2021	1,634.47	Site visit for final walk through for the High Rail Vehicle	CP
Robinson, Deonte	19210	Hazardous Material Technician Training - Anniston, AL - Apl 11-17, 2021	357.50	Law Enforcement Training for the MARTA Police Department Bomb Assessment Team.	TR
Russell, Billy V.	18830	Obtain Credit hours for Wastewater License- Jekyll Island, GA - May 11-13, 2021	1,086.60	Training for facilities compliance	TR
Krisak, Connie	11410	Stadler Tour (Marta Rail Car Purchase) Salt Lake City, UT - May 5-7, 2021	602.95	Site visit for US facility new rail car procurement	CP
Turner, Akio	19210	Lenco Site Visit - Pittsfield, MA - July 22-24, 2020	832.52	Site visit for final walk through for the High Rail Vehicle	MI

# **METROPOLITAN ATLANTA RAPID TRANSIT AUTHORITY**

## **EMPLOYEES WITH ANNUAL COMPENSATION OF \$20,000 OR MORE**

The salary section of the FY 2021 MARTOC Report lists all MARTA employees who have an annual base salary of \$20,000 or more or those who have earned \$20,000 or more during the reporting period (July 1, 2020 through June 30, 2021).

# METROPOLITAN ATLANTA RAPID TRANSIT AUTHORITY

## EMPLOYEES WITH ANNUAL COMPENSATION OF \$20,000 OR MORE

The following definitions explain the figures reflected in the report:

- **Base Salary** – The annual salary for non-union employees; the hourly rate multiplied by the total annual regular hours for union employees for the respective fiscal year.
- **Difference (+/-)** – The difference between the current annual base salary and the previous base salary. May include automatic step increases (union employees), promotions, progressions, employees moving from part-time to full-time positions, adjustments resulting from wage/salary updates, and other salary adjustments.
- **Regular Earnings** – Includes time entry wages/salary, Paid Time Off (PTO) taken, Vacation, Sick Leave, Holiday pay, and other leave pay, etc.
- **Overtime Earnings** – Overtime payments are made for (1) scheduled overtime, in which overtime is built into the employee's routine work assignment (i.e., Bus Operators who pick work that pays more than 8 hours a day), and (2) unscheduled overtime, in which overtime is assigned, as needed, to cover employee absences or to meet special work needs. Unscheduled Overtime is necessary for any number of reasons, including but not limited to, unexpected employee absences, unanticipated needs for repair work either to stations, tracks, buses or trains, and/or similar situations.
- **Other Earnings** – Includes Paid Time Off (PTO) sold, uniform/tool allowance, jury duty, and military pay.
- **Gross Earnings** – Reflects fiscal year-to-date gross earnings. May include overtime pay, deferred compensation, sold PTO, union arbitration awards, taxable value of such perquisites as use of company car and life insurance, uniform/tool allowance, and other pay peculiar to existing MARTA employment agreements.

An asterisk (\*) before the position indicates a bargaining unit position.

## MARTOC REPORT

EE NUMBER	TITLE	FY 20	FY 21	DIFFERENCE	REGULAR	OVERTIME	OTHER	TOTAL
		BASE SALARY	BASE SALARY	+/-	EARNINGS	EARNINGS	EARNINGS	EARNINGS
0000340741	*JOURNEYMAN ET-RAIL CAR MAINT	52,832.00	56,180.80	3,348.80	59,253.64	3,508.71	225.00	62,987.35
0000343195	*BUS OPERATOR	35,110.40	39,894.40	4,784.00	42,966.78	12,196.84	446.88	55,610.50
0000315788	*RAIL STATION CLEANER	33,945.60	34,964.80	1,019.20	42,055.17	31,959.83	0.00	74,015.00
0000306649	PARKING SERVICES CASHIER PT	0.00	0.00	0.00	21,046.60	421.05	0.00	21,467.65
0000328850	*JOURNEYMAN ET-TRAIN CONTROL	54,537.60	56,180.80	1,643.20	62,573.02	32,081.72	225.00	94,879.74
0000342151	*BUS OPERATOR	38,729.60	43,659.20	4,929.60	45,442.66	8,240.57	775.16	54,458.39
0000327035	*JOURNEYMAN ET-RAIL CAR MAINT	54,537.60	56,180.80	1,643.20	53,862.72	9,716.32	1,624.20	65,203.24
0000303792	*BUS OPERATOR	50,169.60	51,667.20	1,497.60	55,933.71	16,078.61	0.00	72,012.32
0000344201	*JOURNEYMAN RAIL CAR MECHANIC	47,320.00	53,227.20	5,907.20	55,937.94	2,095.92	450.00	58,483.86
0000306520	*BUS OPERATOR	50,169.60	51,667.20	1,497.60	41,129.25	3,107.35	3,987.28	48,223.88
0000334534	*JOURNEYMAN RAIL CAR MECHANIC	54,537.60	56,180.80	1,643.20	59,086.68	476.70	225.00	59,788.38
0000339399	CONTRACT SPECIALIST I	62,099.18	62,099.18	0.00	62,099.41	0.00	0.00	62,099.41
0000323617	SR REDUCED FARE REPRESENTATIVE	42,256.50	42,256.50	0.00	43,605.89	0.00	1,462.77	45,068.66
0000327032	*JOURNEYMAN ET-RAIL CAR MAINT	54,537.60	56,180.80	1,643.20	57,476.75	797.33	225.00	58,499.08
0000332656	SUPV RAIL LINE	58,968.00	58,968.00	0.00	60,277.97	16,762.01	3,402.00	80,441.98
0000332202	*SERVICEPERSON I	38,022.40	39,166.40	1,144.00	44,978.16	12,843.21	0.00	57,821.37
0000323300	COMMUNICATIONS ENGINEER VI	93,642.64	93,642.64	0.00	75,815.16	0.00	20,733.76	96,548.92
0000333272	TRANSIT POLICE OFFICER SR	60,465.60	60,465.60	0.00	63,820.28	26,729.92	3,779.10	94,329.30
0000333418	*BUS OPERATOR	49,649.60	51,147.20	1,497.60	55,234.48	4,332.63	0.00	59,567.11
0000334255	*JOURNEYMAN ET-TRAIN CONTROL	54,537.60	56,180.80	1,643.20	61,436.86	26,648.24	225.00	88,310.10
0000335424	*SERVICEPERSON IV (DATE LAST EMPLOYED 13-Jan-2021)	40,622.40	40,622.40	0.00	25,074.38	0.00	0.00	25,074.38
0000303666	SUPT BUS TRANSPORTATION	68,539.90	71,702.02	3,162.12	70,418.62	0.00	11,490.77	81,909.39
0000306619	SUPV BUS TRANSPORTATION	62,441.60	62,441.60	0.00	62,902.41	3,457.75	4,938.29	71,298.45
0000332187	*BUS OPERATOR	49,649.60	51,147.20	1,497.60	53,037.97	3,516.56	0.00	56,554.53
0000337064	*JOURNEYMAN ET-TRAIN CONTROL	54,537.60	56,180.80	1,643.20	48,102.69	9,715.21	225.00	58,042.90
0000338011	*RAIL STATION CLEANER	33,945.60	34,964.80	1,019.20	40,120.84	28,814.73	0.00	68,935.57
0000342953	TRANSIT POLICE OFFICER SR	45,947.20	49,691.20	3,744.00	49,803.76	9,915.34	1,767.20	61,486.30
0000322046	*MATERIAL CONTROLLER (DATE LAST EMPLOYED 08-Jan-2021)	46,529.60	47,507.20	977.60	19,395.07	275.04	550.00	20,220.11
0000346103	SR PERFORMANCE ANALYST	87,000.16	87,000.16	0.00	23,423.19	0.00	0.00	23,423.19
0000318939	*SERVICEPERSON I	38,022.40	39,166.40	1,144.00	37,886.73	287.25	0.00	38,173.98
0000302561	FARE COLLECTION ASST	33,286.50	33,286.50	0.00	36,786.64	243.25	0.00	37,029.89
0000331667	ADMINISTRATIVE ASSISTANT	38,883.00	38,883.00	0.00	38,883.00	0.00	0.00	38,883.00
0000345053	*BUS OPERATOR	39,894.40	39,894.40	0.00	32,753.14	4,524.30	0.00	37,277.44
0000320333	PERFORMANCE ANALYST	76,397.10	76,397.10	0.00	75,809.51	0.00	587.67	76,397.18

## MARTOC REPORT

EE NUMBER	TITLE	FY 20	FY 21	DIFFERENCE	REGULAR	OVERTIME	OTHER	TOTAL
		BASE SALARY	BASE SALARY	+/-	EARNINGS	EARNINGS	EARNINGS	EARNINGS
0000302113	SR RADIO COMMUNICATIONS ENGR	89,430.12	89,430.12	0.00	92,930.51	0.00	11,557.14	104,487.65
0000334076	SR COST ANALYST	86,172.32	86,172.32	0.00	85,509.65	0.00	6,849.61	92,359.26
0000337481	*RAIL STATION CLEANER	33,945.60	34,964.80	1,019.20	40,228.08	30,665.79	0.00	70,893.87
0000340591	SR INFORMATION TECH AUDITOR	94,770.52	94,770.52	0.00	94,770.80	0.00	0.00	94,770.80
0000306642	*BUS OPERATOR	49,649.60	51,147.20	1,497.60	29,047.43	6,711.16	0.00	35,758.59
0000331809	*BUS OPERATOR	49,649.60	51,147.20	1,497.60	46,837.98	6,530.70	3,376.16	56,744.84
0000316283	*JOURNEYMAN TRACK MAINTAINER	54,537.60	56,180.80	1,643.20	30,722.98	4,310.82	0.00	35,033.80
0000342001	MECHANICAL ENGINEER V	70,000.06	75,973.04	5,972.98	76,257.02	0.00	0.00	76,257.02
0000338782	TRANSIT POLICE OFFICER SR (DATE LAST EMPLOYED 22-Jun-2021)	47,798.40	49,691.20	1,892.80	53,536.82	10,744.23	2,691.45	66,972.50
0000331057	*RAIL OPERATOR	49,649.60	51,147.20	1,497.60	47,677.16	1,246.22	2,961.44	51,884.82
0000305845	*BUS OPERATOR	50,169.60	51,667.20	1,497.60	55,101.71	13,333.02	0.00	68,434.73
0000343281	*BUS OPERATOR (DATE LAST EMPLOYED 14-Jul-2021)	35,110.40	39,894.40	4,784.00	37,565.62	10,081.85	2,751.76	50,399.23
0000338063	*RAIL STATION CLEANER	33,945.60	34,964.80	1,019.20	40,650.44	17,456.91	530.08	58,637.43
0000342998	CUSTOMER CARE REP	38,746.50	38,746.50	0.00	38,746.65	0.00	0.00	38,746.65
0000342158	*BUS OPERATOR	38,729.60	43,659.20	4,929.60	43,715.05	14,164.75	1,211.32	59,091.12
0000342590	AGM PLANNING	175,000.02	185,000.14	10,000.12	197,193.04	0.00	0.00	197,193.04
0000338679	ROOF INSPECTOR I	51,376.52	51,376.52	0.00	54,876.70	0.00	2,658.41	57,535.11
0000335497	*BUS OPERATOR	49,649.60	51,147.20	1,497.60	46,767.12	4,994.13	2,123.60	53,884.85
0000318010	*RAIL OPERATOR	49,649.60	51,147.20	1,497.60	56,311.05	6,145.89	0.00	62,456.94
0000326270	*JOURNEYMAN ET-TRAIN CONTROL	54,537.60	56,180.80	1,643.20	63,908.98	48,085.49	225.00	112,219.47
0000304699	*MATERIAL CONTROLLER	51,126.40	52,644.80	1,518.40	60,668.35	3,970.83	0.00	64,639.18
0000339764	*RAIL OPERATOR	42,369.60	47,424.00	5,054.40	43,768.83	1,398.10	1,893.88	47,060.81
0000341064	*JOURNEYMAN ELEC POWER ELECT	51,272.00	54,433.60	3,161.60	57,966.83	22,491.47	225.00	80,683.30
0000345923	SR ENTERPRISE NETWORK ENGINEER	96,000.32	96,000.32	0.00	36,923.21	0.00	0.00	36,923.21
0000330152	*RAIL STATION CLEANER	33,945.60	34,964.80	1,019.20	39,923.25	11,535.48	0.00	51,458.73
0000332648	MOBILITY CUSTOMER CARE REP	40,930.50	40,930.50	0.00	34,743.73	39.37	2,440.17	37,223.27
0000343285	*BUS OPERATOR	35,110.40	39,894.40	4,784.00	38,772.14	3,970.29	0.00	42,742.43
0000302597	*BUS OPERATOR	50,169.60	51,667.20	1,497.60	51,207.48	11,632.99	4,790.88	67,631.35
0000322682	*JOURNEYMAN ET-RADIO MAINT	54,537.60	56,180.80	1,643.20	62,651.17	23,292.00	225.00	86,168.17
0000303056	SUPV CAR REPAIR INSPECTION	62,608.00	62,608.00	0.00	66,439.10	7,163.80	8,588.46	82,191.36
0000304982	CHF CUSTOMER EXPER OFFICER	180,000.08	180,000.08	0.00	174,865.61	0.00	29,769.28	204,634.89
0000317919	*RAIL STATION CLEANER	33,945.60	34,964.80	1,019.20	38,576.96	9,023.91	0.00	47,600.87
0000335801	*BUS OPERATOR	49,649.60	51,147.20	1,497.60	52,417.04	12,673.21	4,262.13	69,352.38
0000304446	TRANSIT POLICE OFFICER SR	60,465.60	60,465.60	0.00	58,020.81	2,616.34	10,537.88	71,175.03
0000345774	*JOURNEYMAN TRACK MAINTAINER	48,755.20	48,755.20	0.00	28,368.32	5,878.96	0.00	34,247.28



METROPOLITAN ATLANTA RAPID TRANSIT AUTHORITY (MARTA)  
MARTOC REPORT

EE NUMBER	TITLE	FY 20 BASE SALARY	FY 21 BASE SALARY	DIFFERENCE +/-	REGULAR EARNINGS	OVERTIME EARNINGS	OTHER EARNINGS	TOTAL EARNINGS
0000327626	*RAIL OPERATOR	49,649.60	51,147.20	1,497.60	41,115.96	642.67	3,344.46	45,103.09
0000327637	*BUS OPERATOR (DATE LAST EMPLOYED 06-Apr-2021)	49,649.60	51,147.20	1,497.60	43,494.34	2,953.29	0.00	46,447.63
0000337475	*BUS OPERATOR	46,030.40	51,147.20	5,116.80	53,501.44	18,708.66	2,264.64	74,474.74
0000331312	*BUS OPERATOR	49,649.60	51,147.20	1,497.60	56,129.46	7,813.94	1,354.00	65,297.40
0000344901	*SERVICEPERSON IV (DATE LAST EMPLOYED 22-Mar-2021)	36,649.60	39,728.00	3,078.40	27,755.15	2,400.75	0.00	30,155.90
0000321278	*STATION AGENT	44,408.00	45,760.00	1,352.00	51,336.82	7,276.82	0.00	58,613.64
0000324778	*BUS OPERATOR	49,649.60	51,147.20	1,497.60	52,266.33	7,519.44	2,812.62	62,598.39
0000334443	FIELD DATA COLLECTION SPEC	39,643.50	39,643.50	0.00	43,643.55	0.00	0.00	43,643.55
0000344610	ADMINISTRATIVE ASSISTANT	36,640.50	36,640.50	0.00	36,640.50	0.00	0.00	36,640.50
0000331538	*JOURNEYMAN ET-TRAIN CONTROL	54,537.60	56,180.80	1,643.20	63,831.75	38,955.88	225.00	103,012.63
0000324130	*RAIL STATION CLEANER	33,945.60	34,964.80	1,019.20	36,368.75	9,461.56	2,298.37	48,128.68
0000321209	*JOURNEYMAN RAIL CAR MECHANIC	53,705.60	48,755.20	-4,950.40	57,829.23	23,942.68	225.00	81,996.91
0000342660	*BUS OPERATOR	38,729.60	43,659.20	4,929.60	38,292.13	9,569.17	2,002.53	49,863.83
0000337724	*BUS OPERATOR	46,030.40	51,147.20	5,116.80	52,924.08	22,759.60	718.88	76,402.56
0000345826	*BUS OPERATOR	36,171.20	36,171.20	0.00	18,999.82	1,402.11	0.00	20,401.93
0000344130	*BUS OPERATOR	35,110.40	39,894.40	4,784.00	42,119.15	10,336.27	0.00	52,455.42
0000342725	AGM CAPITAL PRGM DELIVERY	190,000.20	190,000.20	0.00	203,809.94	0.00	0.00	203,809.94
0000338534	*BUS OPERATOR	42,369.60	47,424.00	5,054.40	47,841.70	5,836.27	3,224.24	56,902.21
0000335201	*BUS OPERATOR	49,649.60	51,147.20	1,497.60	37,587.29	4,197.11	3,600.03	45,384.43
0000341138	*BUS OPERATOR	38,729.60	43,659.20	4,929.60	38,816.48	4,066.79	2,860.28	45,743.55
0000342574	*JOURNEYMAN TRACK MAINTAINER	47,320.00	53,227.20	5,907.20	53,070.90	12,029.87	1,109.76	66,210.53
0000323734	*BUS OPERATOR	49,649.60	51,147.20	1,497.60	24,133.32	651.86	5,601.05	30,386.23
0000342619	*BUS OPERATOR (DATE LAST EMPLOYED 24-Jul-2021)	38,729.60	43,659.20	4,929.60	27,160.46	4,662.97	2,194.60	34,018.03
0000340727	*JOURNEYMAN LIGHT RAIL TECH	52,832.00	56,180.80	3,348.80	60,983.21	13,059.11	0.00	74,042.32
0000320437	*SERVICEPERSON I (A)	38,563.20	39,728.00	1,164.80	43,485.12	890.54	0.00	44,375.66
0000306628	TRANSIT POLICE LIEUTENANT	88,628.80	88,628.80	0.00	85,737.30	1,448.74	5,624.52	92,810.56
0000316920	SUPV CAR REPAIR INSPECTION	62,608.00	62,608.00	0.00	67,944.10	2,408.00	0.00	70,352.10
0000343458	*BUS OPERATOR	35,110.40	39,894.40	4,784.00	43,450.24	19,324.65	0.00	62,774.89
0000336809	*BUS OPERATOR	46,030.40	51,147.20	5,116.80	23,928.85	1,795.47	354.08	26,078.40
0000338302	*BUS OPERATOR	46,030.40	51,147.20	5,116.80	43,190.19	4,242.07	3,890.29	51,322.55
0000323528	*BUS OPERATOR (DATE LAST EMPLOYED 06-May-2021)	49,649.60	49,649.60	0.00	29,604.61	1,516.03	0.00	31,120.64
0000306257	*BUS OPERATOR	49,649.60	51,147.20	1,497.60	54,228.16	18,813.60	7,944.56	80,986.32
0000340738	*CUSTOMER INFORMATION OPERATOR	30,825.60	35,568.00	4,742.40	33,856.60	2,443.77	736.34	37,036.71
0000333171	SUPV BUS TRANSPORTATION	52,124.80	56,576.00	4,451.20	52,730.25	3,849.32	4,210.08	60,789.65

METROPOLITAN ATLANTA RAPID TRANSIT AUTHORITY (MARTA)  
MARTOC REPORT

EE NUMBER	TITLE	FY 20 BASE SALARY	FY 21 BASE SALARY	DIFFERENCE +/-	REGULAR EARNINGS	OVERTIME EARNINGS	OTHER EARNINGS	TOTAL EARNINGS
0000304630	*JOURNEYMAN SUPPORT EQUIPMENT	55,057.60	56,700.80	1,643.20	60,344.37	5,721.51	225.00	66,290.88
0000320155	*PT BUS OPERATOR	0.00	0.00	0.00	26,376.30	0.00	0.00	26,376.30
0000343675	*JOURNEYMAN BUS TECHNICIAN	50,252.80	52,291.20	2,038.40	57,160.46	37,225.82	225.00	94,611.28
0000320849	*JOURNEYMAN TRACK WALKER	54,537.60	56,180.80	1,643.20	61,498.08	5,741.62	0.00	67,239.70
0000338643	*RAIL STATION CLEANER	33,945.60	34,964.80	1,019.20	38,952.01	9,619.32	0.00	48,571.33
0000302004	SR RECRUITER	71,295.90	71,295.90	0.00	68,115.28	0.00	5,374.67	73,489.95
0000339446	*JOURNEYMAN ET-RAIL CAR MAINT	54,537.60	56,180.80	1,643.20	59,591.97	1,092.27	225.00	60,909.24
0000322067	SPECIAL PROJECTS AUDITOR III	84,432.40	84,432.40	0.00	84,432.75	0.00	6,427.27	90,860.02
0000343179	*BUS OPERATOR	35,110.40	39,894.40	4,784.00	42,465.26	5,307.35	762.72	48,535.33
0000343722	*BUS OPERATOR	35,110.40	39,894.40	4,784.00	41,994.93	17,242.95	0.00	59,237.88
0000333400	*BUS OPERATOR	49,649.60	51,147.20	1,497.60	46,882.95	9,482.13	4,170.62	60,535.70
0000344213	*JOURNEYMAN ET-RAIL CAR MAINT	51,272.00	53,227.20	1,955.20	44,081.45	3,641.72	450.00	48,173.17
0000337650	*JOURNEYMAN ET-TRAIN CONTROL	54,537.60	56,180.80	1,643.20	61,777.02	22,834.02	225.00	84,836.04
0000321141	*BUS OPERATOR	49,649.60	51,147.20	1,497.60	55,042.77	21,908.29	0.00	76,951.06
0000327678	*JOURNEYMAN RAIL CAR MECHANIC	54,537.60	56,180.80	1,643.20	62,432.92	6,821.32	225.00	69,479.24
0000304886	*RAIL OPERATOR	71,552.00	51,667.20	-19,884.80	72,942.78	856.85	1,376.00	75,175.63
0000337917	TRANSIT POLICE OFFICER SPECIAL	47,798.40	51,708.80	3,910.40	53,579.60	13,523.28	3,269.64	70,372.52
0000306488	FIELD INSPECTOR III	60,001.50	65,013.00	5,011.50	69,221.40	6,446.38	0.00	75,667.78
0000338986	*JOURNEYMAN BUS TECHNICIAN	51,667.20	53,518.40	1,851.20	37,634.88	401.91	6,850.60	44,887.39
0000341073	SR INFORMATION SYSTEMS ANALYST (DATE LAST EMPLOYED 26-Mar-2021)	92,351.48	92,351.48	0.00	70,684.50	0.00	9,811.99	80,496.49
0000303130	*BUS OPERATOR (DATE LAST EMPLOYED 01-Oct-2020)	50,169.60	50,169.60	0.00	18,757.49	4,415.45	0.00	23,172.94
0000303772	RAIL SERVICES CONTROLLER	76,835.20	76,835.20	0.00	76,174.77	11,611.46	4,087.79	91,874.02
0000302578	*JOURNEYMAN BUS TECHNICIAN	54,225.60	55,848.00	1,622.40	58,347.46	39.12	225.00	58,611.58
0000343822	MGR TECHNOLOGY SVCS DELIVERY	94,042.78	113,029.80	18,987.02	98,424.60	0.00	8,000.56	106,425.16
0000303769	*REVENUE AGENT	49,358.40	50,856.00	1,497.60	28,336.98	0.00	2,875.19	31,212.17
0000304330	*JOURNEYMAN TRACK WALKER	55,057.60	56,700.80	1,643.20	62,018.68	17,830.97	0.00	79,849.65
0000337822	OFFICE ADMINISTRATOR II	59,290.92	59,290.92	0.00	59,291.02	0.00	1,140.21	60,431.23
0000327862	*BUS OPERATOR	49,649.60	51,147.20	1,497.60	47,687.73	5,442.88	3,808.95	56,939.56
0000342135	*RAIL STATION CLEANER	32,115.20	34,964.80	2,849.60	36,136.68	0.00	1,428.24	37,564.92
0000334511	*JOURNEYMAN ET-RADIO MAINT	54,537.60	56,180.80	1,643.20	62,056.37	42,005.43	225.00	104,286.80
0000340731	*JOURNEYMAN ET-RAIL CAR MAINT	52,832.00	56,180.80	3,348.80	59,711.36	11,445.36	225.00	71,381.72
0000341872	*JOURNEYMAN ELEC POWER ELECT	47,320.00	48,755.20	1,435.20	51,609.52	9,810.07	225.00	61,644.59
0000337915	*JOURNEYMAN SUPPORT EQUIPMENT	54,537.60	56,180.80	1,643.20	59,760.83	5,986.43	225.00	65,972.26
0000315370	MGR TRACK & STRCT	97,334.64	97,334.64	0.00	100,834.70	0.00	9,384.08	110,218.78

**METROPOLITAN ATLANTA RAPID TRANSIT AUTHORITY (MARTA)**  
**MARTOC REPORT**

EE NUMBER	TITLE	FY 20	FY 21	DIFFERENCE	REGULAR	OVERTIME	OTHER	TOTAL
		BASE SALARY	BASE SALARY	+/-	EARNINGS	EARNINGS	EARNINGS	EARNINGS
0000302564	OFFICE ADMINISTRATOR II	61,044.36	61,044.36	0.00	61,044.48	0.00	0.00	61,044.48
0000303084	*BUS OPERATOR	49,649.60	51,147.20	1,497.60	46,768.12	1,939.66	2,690.73	51,398.51
0000305256	*JOURNEYMAN ET-RAIL CAR MAINT (DATE LAST EMPLOYED 01-Jan-2021)	55,057.60	55,057.60	0.00	32,857.80	1,449.24	330.88	34,637.92
0000344830	*RAIL STATION CLEANER	34,444.80	34,964.80	520.00	40,919.03	3,907.53	0.00	44,826.56
0000340450	*BUS OPERATOR	38,729.60	43,659.20	4,929.60	43,859.80	4,908.94	0.00	48,768.74
0000327137	*RAIL OPERATOR	46,030.40	51,147.20	5,116.80	31,625.47	3,827.74	2,478.57	37,931.78
0000322125	*BUS OPERATOR	49,649.60	51,147.20	1,497.60	53,684.72	1,339.61	1,359.76	56,384.09
0000339297	PROJECT MANAGER I	88,909.86	95,303.78	6,393.92	91,615.04	0.00	8,007.12	99,622.16
0000338426	PROJECT ENGINEER	67,074.80	67,074.80	0.00	67,074.80	0.00	2,579.80	69,654.60
0000344468	PROTECTIVE SPEC POLICE CADET	31,200.00	31,200.00	0.00	35,465.00	8,358.75	279.90	44,103.65
0000323718	*RAIL STATION CLEANER	33,945.60	34,964.80	1,019.20	37,644.35	4,764.32	0.00	42,408.67
0000340730	SUPV LIGHT RAIL MAINT	63,128.00	63,128.00	0.00	67,401.95	2,139.73	0.00	69,541.68
0000334373	COMMUNICATIONS ENGINEER VI	84,877.00	84,877.00	0.00	81,613.19	0.00	0.00	81,613.19
0000314970	*BUS OPERATOR	49,649.60	51,147.20	1,497.60	52,834.88	2,738.94	1,938.40	57,512.22
0000335220	SR TRANSIT SYSTEMS PLANNER	74,932.00	80,721.16	5,789.16	75,604.13	0.00	5,033.05	80,637.18
0000333789	*BUS OPERATOR	46,030.40	51,147.20	5,116.80	46,509.78	11,463.21	4,764.80	62,737.79
0000342612	*BUS OPERATOR	38,729.60	43,659.20	4,929.60	23,621.41	2,660.53	0.00	26,281.94
0000336453	FIELD INSPECTOR II (DATE LAST EMPLOYED 22-Jun-2021)	57,681.00	57,681.00	0.00	41,049.33	3,623.55	8,060.55	52,733.43
0000315049	REVENUE OPERATIONS ANALYST II (DATE LAST EMPLOYED 01-Apr-2021)	59,476.56	59,476.56	0.00	46,437.52	0.00	6,794.68	53,232.20
0000325314	TRANSIT POLICE OFFICER SPECIAL	62,878.40	62,878.40	0.00	62,629.88	1,088.29	6,046.00	69,764.17
0000336768	*JOURNEYMAN ET-TELEPHONE MAINT	54,537.60	56,180.80	1,643.20	60,071.05	6,928.97	225.00	67,225.02
0000344951	*JOURNEYMAN BUS TECHNICIAN	47,320.00	51,771.20	4,451.20	52,805.97	6,838.02	225.00	59,868.99
0000345389	CONTRACT PROFESSIONAL	77,571.00	77,571.00	0.00	62,355.15	0.00	0.00	62,355.15
0000341800	*BUS OPERATOR	38,729.60	43,659.20	4,929.60	38,881.18	3,011.15	4,761.33	46,653.66
0000303491	CRIMINAL JUSTICE ADMINISTRA (DATE LAST EMPLOYED 01-Apr-2021)	43,284.80	43,284.80	0.00	33,733.02	2,231.91	5,077.65	41,042.58
0000342672	INSTRUCTOR BUS OPERATIONS (DATE LAST EMPLOYED 04-Jun-2021)	62,524.80	62,524.80	0.00	61,475.83	5,996.97	0.00	67,472.80
0000322490	*JOURNEYMAN AA BUS TECHNICIAN	54,537.60	56,180.80	1,643.20	48,181.42	4,408.30	225.00	52,814.72
0000318790	*BUS OPERATOR	35,110.40	39,894.40	4,784.00	42,085.53	5,218.57	0.00	47,304.10
0000339571	*SERVICEPERSON I	38,022.40	39,166.40	1,144.00	42,743.60	0.00	0.00	42,743.60
0000316120	*JOURNEYMAN TRACK MAINTAINER	54,537.60	56,180.80	1,643.20	61,361.02	9,794.94	0.00	71,155.96
0000342663	*BUS OPERATOR	38,729.60	43,659.20	4,929.60	44,843.00	30,309.68	0.00	75,152.68
0000332341	*BUS OPERATOR	46,030.40	51,147.20	5,116.80	48,397.75	4,794.82	590.17	53,782.74
0000327475	*BUS OPERATOR	49,649.60	51,147.20	1,497.60	49,858.27	6,443.80	2,951.10	59,253.17
0000345045	*BUS OPERATOR (DATE LAST EMPLOYED 07-Jul-2021)	39,894.40	39,894.40	0.00	36,682.40	3,442.78	0.00	40,125.18

## MARTOC REPORT

EE NUMBER	TITLE	FY 20	FY 21	DIFFERENCE	REGULAR	OVERTIME	OTHER	TOTAL
		BASE SALARY	BASE SALARY	+/-	EARNINGS	EARNINGS	EARNINGS	EARNINGS
0000345737	*BUS OPERATOR	36,171.20	36,171.20	0.00	22,556.14	2,262.41	0.00	24,818.55
0000345499	TRANSIT POLICE OFFICER	40,851.20	40,851.20	0.00	32,273.48	681.17	0.00	32,954.65
0000331594	*BUS OPERATOR	49,649.60	51,147.20	1,497.60	56,784.05	27,034.66	0.00	83,818.71
0000302624	(DATE LAST EMPLOYED 02-Jun-2021) MGR FINANCIAL PLAN ANALYSIS	125,258.90	113,871.68	-11,387.22	115,142.21	0.00	5,299.47	120,441.68
0000319483	SUPV BUS MAINTENANCE	58,988.80	58,988.80	0.00	50,018.35	5,218.24	0.00	55,236.59
0000344992	*BUS OPERATOR	36,171.20	36,171.20	0.00	32,271.59	944.37	0.00	33,215.96
0000337379	TRANSIT POLICE OFFICER SR	51,708.80	53,768.00	2,059.20	56,273.36	9,724.65	1,115.62	67,113.63
0000328470	SUPV BUS MAINTENANCE	53,705.60	57,262.40	3,556.80	57,988.67	12,081.06	0.00	70,069.73
0000344360	ACCOUNTING SPECIALIST III	47,814.00	47,814.00	0.00	47,814.00	0.00	1,839.00	49,653.00
0000331537	*JOURNEYMAN ET-TRAIN CONTROL	54,537.60	56,180.80	1,643.20	60,789.47	21,138.34	225.00	82,152.81
0000316106	*BUS OPERATOR	49,649.60	51,147.20	1,497.60	20,872.26	1,652.20	5,984.54	28,509.00
0000335049	TRANSIT POLICE SERGEANT	53,768.00	62,192.00	8,424.00	62,861.87	19,741.74	6,755.02	89,358.63
0000321909	*DYNAMOMETER OPERATOR	54,537.60	56,180.80	1,643.20	58,274.89	2,012.69	866.92	61,154.50
0000302697	*BUS OPERATOR	50,169.60	51,667.20	1,497.60	60,517.79	46,949.79	0.00	107,467.58
0000338352	*BUS OPERATOR	38,729.60	43,659.20	4,929.60	45,234.92	5,959.08	671.68	51,865.68
0000316577	SUPV BUS TRANSPORTATION	62,441.60	62,441.60	0.00	62,354.21	112.58	5,583.72	68,050.51
0000345452	*JOURNEYMAN TRACK MAINTAINER	48,755.20	48,755.20	0.00	39,585.78	6,792.58	0.00	46,378.36
0000340152	*JOURNEYMAN TRACK MAINTAINER	52,832.00	56,180.80	3,348.80	56,027.59	8,869.84	3,898.70	68,796.13
0000316492	*STATION AGENT	37,211.20	41,600.00	4,388.80	43,544.46	3,004.50	0.00	46,548.96
0000344139	*BUS OPERATOR	35,110.40	39,894.40	4,784.00	34,602.79	2,464.73	1,508.90	38,576.42
0000304945	*SERVICEPERSON V	52,020.80	53,580.80	1,560.00	54,678.73	3,315.95	2,718.60	60,713.28
0000331732	CONTRACT EMP PT POLICE OFFICER	0.00	0.00	0.00	44,687.13	77.25	0.00	44,764.38
0000332068	*BUS OPERATOR	49,649.60	51,147.20	1,497.60	52,990.29	10,020.16	1,718.64	64,729.09
0000346217	DIR CYBER SECURITY	149,999.98	149,999.98	0.00	23,076.96	0.00	0.00	23,076.96
0000305946	SUPV RECORDS CENTER MAIL SVCS	65,004.16	65,004.16	0.00	65,004.46	0.00	3,750.26	68,754.72
0000340982	CJIT-CALL TAKER	39,707.20	39,707.20	0.00	43,307.10	5,054.13	763.60	49,124.83
0000304975	INSTRUCTOR BUS TECHNICAL	68,016.00	68,016.00	0.00	71,516.00	0.00	5,886.00	77,402.00
0000331213	(DATE LAST EMPLOYED 01-Aug-2021) *BUS OPERATOR	49,649.60	51,147.20	1,497.60	52,536.18	4,468.75	3,494.88	60,499.81
0000326987	IT PROJECT MANAGER	86,348.86	86,348.86	0.00	81,622.45	0.00	1,992.81	83,615.26
0000345050	*BUS OPERATOR	39,894.40	39,894.40	0.00	31,215.41	2,541.40	0.00	33,756.81
0000341956	ACCOUNTANT II	55,000.14	55,000.14	0.00	51,827.24	0.00	5,278.90	57,106.14
0000334409	*RAIL STATION CLEANER	33,945.60	34,964.80	1,019.20	39,289.01	8,051.07	0.00	47,340.08
0000308147	*CUSTOMER INFORMATION OPERATOR	37,876.80	39,020.80	1,144.00	41,809.66	770.61	0.00	42,580.27
0000303860	*STATION AGENT	44,928.00	46,280.00	1,352.00	56,146.01	21,599.73	0.00	77,745.74
0000320653	*BUS OPERATOR	49,649.60	51,147.20	1,497.60	56,372.83	16,938.74	0.00	73,311.57

METROPOLITAN ATLANTA RAPID TRANSIT AUTHORITY (MARTA)  
MARTOC REPORT

EE NUMBER	TITLE	FY 20 BASE SALARY	FY 21 BASE SALARY	DIFFERENCE +/-	REGULAR EARNINGS	OVERTIME EARNINGS	OTHER EARNINGS	TOTAL EARNINGS
0000329349	*SERVICEPERSON I	38,022.40	39,166.40	1,144.00	43,168.17	9,717.42	0.00	52,885.59
0000339127	TRANSIT POLICE OFFICER	45,947.20	47,798.40	1,851.20	50,270.17	2,336.17	0.00	52,606.34
0000302891	*JOURNEYMAN ET-LABORATORY (DATE LAST EMPLOYED 01-Feb-2021)	55,057.60	55,057.60	0.00	40,454.59	1,985.25	225.00	42,664.84
0000345469	MGR COMPENSATION & BENEFITS (DATE LAST EMPLOYED 30-Jul-2021)	100,000.16	100,000.16	0.00	73,077.12	0.00	0.00	73,077.12
0000337842	*SERVICEPERSON I	38,022.40	39,166.40	1,144.00	41,978.83	7,887.29	301.28	50,167.40
0000322036	*BUS OPERATOR	49,649.60	51,147.20	1,497.60	56,433.94	15,567.18	0.00	72,001.12
0000345337	ENVIRO HEALTH SAFETY COORD III	88,512.06	88,512.06	0.00	74,895.13	0.00	0.00	74,895.13
0000302407	CONTRACT EMP PT POLICE OFFICER	0.00	0.00	0.00	22,876.89	0.00	0.00	22,876.89
0000335661	*RAIL OPERATOR	49,649.60	51,147.20	1,497.60	55,709.85	14,393.04	0.00	70,102.89
0000302899	*JOURNEYMAN SUPPORT EQUIPMENT	55,057.60	56,700.80	1,643.20	59,252.84	0.00	225.00	59,477.84
0000331306	*JOURNEYMAN ET-RAIL CAR MAINT	54,537.60	56,180.80	1,643.20	60,045.68	1,082.77	225.00	61,353.45
0000329036	*RAIL OPERATOR	49,649.60	51,147.20	1,497.60	46,029.50	675.04	2,957.73	49,662.27
0000337486	*HOSTLER JUNIOR APPRENTICE	40,622.40	41,849.60	1,227.20	46,390.46	4,114.91	0.00	50,505.37
0000334954	ADMINISTRATIVE ASSISTANT	40,852.50	40,852.50	0.00	40,852.58	471.38	0.00	41,323.96
0000342352	PROJECT ENGINEER	56,066.14	56,066.14	0.00	56,066.45	0.00	0.00	56,066.45
0000328454	*RAIL OPERATOR	49,649.60	51,147.20	1,497.60	56,819.74	6,483.38	0.00	63,303.12
0000314934	PROJECT MANAGER II	111,160.66	111,160.66	0.00	111,161.18	0.00	0.00	111,161.18
0000337163	*RAIL OPERATOR	46,030.40	51,147.20	5,116.80	29,787.13	945.13	3,482.84	34,215.10
0000303557	*JOURNEYMAN RAIL CAR MECHANIC	55,057.60	56,700.80	1,643.20	63,746.01	24,711.18	225.00	88,682.19
0000321020	*SERVICEPERSON I	38,022.40	39,166.40	1,144.00	39,869.95	5,007.66	1,488.80	46,366.41
0000337841	*SERVICEPERSON I	38,022.40	39,166.40	1,144.00	43,563.08	14,671.07	0.00	58,234.15
0000328462	*JOURNEYMAN RAIL CAR MECHANIC	54,537.60	56,180.80	1,643.20	60,253.79	9,584.05	225.00	70,062.84
0000337843	*RAIL STATION CLEANER	33,945.60	34,964.80	1,019.20	38,324.66	2,405.94	0.00	40,730.60
0000344210	*JOURNEYMAN BUS TECHNICIAN	47,320.00	52,291.20	4,971.20	55,335.14	12,484.20	225.00	68,044.34
0000322971	*JOURNEYMAN ELEC POWER ELECT	54,537.60	56,180.80	1,643.20	50,639.29	12,782.49	5,433.64	68,855.42
0000335439	*BUS OPERATOR	49,649.60	51,147.20	1,497.60	44,349.54	2,321.91	2,690.72	49,362.17
0000329621	*JOURNEYMAN RAIL CAR MECHANIC	54,537.60	56,180.80	1,643.20	56,787.52	18,651.52	5,122.16	80,561.20
0000342753	REDUCED FARE REPRESENTATIVE	33,871.50	33,871.50	0.00	36,879.06	13.03	0.00	36,892.09
0000341611	*BUS OPERATOR (DATE LAST EMPLOYED 19-Jan-2021)	38,729.60	42,369.60	3,640.00	27,440.07	1,854.06	744.80	30,038.93
0000332520	*RAIL STATION CLEANER	33,945.60	34,964.80	1,019.20	39,044.37	6,645.90	0.00	45,690.27
0000342004	*BUS OPERATOR	38,729.60	43,659.20	4,929.60	34,501.39	323.73	1,732.00	36,557.12
0000334636	*BUS OPERATOR	49,649.60	51,147.20	1,497.60	54,150.93	4,588.40	0.00	58,739.33
0000341949	TRANSIT POLICE OFFICER SR	45,947.20	49,691.20	3,744.00	48,872.56	7,775.88	5,083.98	61,732.42
0000327038	*JOURNEYMAN ET-RAIL CAR MAINT	54,537.60	56,180.80	1,643.20	59,499.65	1,184.64	225.00	60,909.29

## MARTOC REPORT

EE NUMBER	TITLE	FY 20	FY 21	DIFFERENCE	REGULAR	OVERTIME	OTHER	TOTAL
		BASE SALARY	BASE SALARY	+/-	EARNINGS	EARNINGS	EARNINGS	EARNINGS
0000319718	AUDITOR III	67,564.12	72,300.02	4,735.90	69,203.68	0.00	5,197.26	74,400.94
0000322747	*JOURNEYMAN BUS TECHNICIAN (DATE LAST EMPLOYED 06-Nov-2020)	51,667.20	51,958.40	291.20	30,300.12	10,472.25	0.00	40,772.37
0000343528	*BUS OPERATOR (DATE LAST EMPLOYED 23-Jan-2021)	35,110.40	38,729.60	3,619.20	21,215.14	5,218.72	0.00	26,433.86
0000332887	*BUS OPERATOR	49,649.60	51,147.20	1,497.60	48,823.56	4,744.53	2,696.73	56,264.82
0000314808	GEN FOREMAN ELECTRICAL POWER	73,666.32	73,666.32	0.00	76,493.82	0.00	3,506.25	80,000.07
0000344831	*RAIL STATION CLEANER	34,444.80	37,502.40	3,057.60	38,447.20	1,887.96	1,488.93	41,824.09
0000334184	COMMUNICATIONS COORD IOC (DATE LAST EMPLOYED 04-Jun-2021)	40,372.80	46,966.40	6,593.60	45,772.30	758.48	0.00	46,530.78
0000304946	FARE COLLECTION COORDINATOR OP	55,243.50	55,243.50	0.00	58,977.34	626.82	2,245.17	61,849.33
0000334638	SUPV RAIL LINE	62,608.00	62,608.00	0.00	67,974.20	17,149.49	6,200.60	91,324.29
0000338973	*RAIL STATION CLEANER	33,945.60	34,964.80	1,019.20	38,775.74	20,431.26	0.00	59,207.00
0000342620	*BUS OPERATOR	38,729.60	43,659.20	4,929.60	42,172.00	11,672.27	0.00	53,844.27
0000333777	COMMUNICATIONS COORD IOC	46,966.40	46,966.40	0.00	28,179.84	0.00	0.00	28,179.84
0000339063	SUPV STATION CARE	42,369.60	58,968.00	16,598.40	41,605.66	2,382.04	2,446.00	46,433.70
0000342957	*BUS OPERATOR	35,110.40	39,894.40	4,784.00	33,149.26	3,812.40	2,401.59	39,363.25
0000334406	*BUS OPERATOR	49,649.60	51,147.20	1,497.60	47,487.88	4,463.90	3,393.64	55,345.42
0000306291	SR DIR & CONTROLLER	147,978.48	147,978.48	0.00	144,563.69	0.00	33,314.15	177,877.84
0000340010	SR CONTRACT SPECIALIST	74,000.16	80,394.08	6,393.92	74,983.96	0.00	5,097.30	80,081.26
0000304448	*JOURNEYMAN ET-LABORATORY	55,057.60	56,700.80	1,643.20	60,179.78	10,301.81	463.23	70,944.82
0000331129	*BUS OPERATOR	49,649.60	51,147.20	1,497.60	35,306.51	405.30	2,997.32	38,709.13
0000317577	FIELD INSPECTOR (DATE LAST EMPLOYED 23-Feb-2021)	59,436.00	59,436.00	0.00	41,269.92	4,587.24	45.72	45,902.88
0000344092	*JOURNEYMAN BUS TECHNICIAN	47,320.00	52,291.20	4,971.20	53,732.90	2,928.73	225.00	56,886.63
0000338757	*BUS OPERATOR	42,369.60	47,424.00	5,054.40	38,661.84	2,684.98	2,756.84	44,103.66
0000335325	ADMINISTRATIVE ASSISTANT	40,072.50	40,072.50	0.00	33,805.24	0.00	2,260.90	36,066.14
0000327795	*BUS OPERATOR	49,649.60	51,147.20	1,497.60	56,051.15	12,827.06	0.00	68,878.21
0000339170	*BUS OPERATOR	38,729.60	43,659.20	4,929.60	45,571.28	12,251.86	0.00	57,823.14
0000320054	SR INFORMATION SYSTEMS ANALYST	95,668.82	95,668.82	0.00	93,829.28	0.00	1,839.80	95,669.08
0000334275	TRANSIT POLICE SERGEANT	69,971.20	72,758.40	2,787.20	75,949.31	4,966.77	69.96	80,986.04
0000330974	SUPV RAIL LINE	60,736.00	60,736.00	0.00	64,980.60	11,211.34	9,285.60	85,477.54
0000305781	SUPV COMMUNICATIONS	54,995.20	54,995.20	0.00	20,421.60	105.76	0.00	20,527.36
0000321828	*MATERIAL CONTROLLER	46,529.60	49,982.40	3,452.80	48,405.64	100.67	4,099.60	52,605.91
0000330452	*JOURNEYMAN RAIL CAR MECHANIC	54,537.60	56,180.80	1,643.20	59,544.83	1,450.56	225.00	61,220.39
0000332122	*BUS OPERATOR	49,649.60	51,147.20	1,497.60	55,012.31	5,363.14	0.00	60,375.45
0000337835	*RAIL STATION CLEANER	33,945.60	34,964.80	1,019.20	31,602.40	4,512.24	2,731.36	38,846.00
0000333510	CONTRACT SPECIALIST III	63,988.86	75,973.04	11,984.18	67,215.55	0.00	6,683.23	73,898.78

**METROPOLITAN ATLANTA RAPID TRANSIT AUTHORITY (MARTA)**  
**MARTOC REPORT**

EE NUMBER	TITLE	FY 20	FY 21	DIFFERENCE	REGULAR	OVERTIME	OTHER	TOTAL
		BASE SALARY	BASE SALARY	+/-	EARNINGS	EARNINGS	EARNINGS	EARNINGS
0000305730	CONTRACT SERVICES INSPECTOR	37,460.80	37,460.80	0.00	41,086.89	1,539.86	1,710.95	44,337.70
0000302934	*BUS OPERATOR	50,169.60	51,667.20	1,497.60	55,652.69	12,692.28	0.00	68,344.97
0000338151	*RAIL OPERATOR	46,030.40	51,147.20	5,116.80	44,272.71	5,246.61	4,217.98	53,737.30
0000303696	PROJECT ENGINEER	77,131.34	77,131.34	0.00	64,671.88	0.00	21,359.49	86,031.37
0000315119	*BUS OPERATOR	49,649.60	51,147.20	1,497.60	52,908.46	773.95	0.00	53,682.41
0000342981	*BUS OPERATOR (DATE LAST EMPLOYED 02-Jul-2021)	35,110.40	39,894.40	4,784.00	32,744.26	1,108.18	3,583.51	37,435.95
0000337730	*JOURNEYMAN ET-TELEPHONE MAINT	54,537.60	56,180.80	1,643.20	63,147.53	7,876.51	225.00	71,249.04
0000318746	*JOURNEYMAN STRUCTURAL INSPECT	54,537.60	56,180.80	1,643.20	60,539.25	9,101.91	0.00	69,641.16
0000344668	ELEV ESCALATOR SAFE INSPEC II	70,083.00	70,083.00	0.00	73,762.70	2,515.80	0.00	76,278.50
0000342264	*BUS OPERATOR	38,729.60	43,659.20	4,929.60	45,317.77	8,889.99	0.00	54,207.76
0000302793	SUPT REVENUE PROCESSING	68,569.02	68,569.02	0.00	68,569.14	0.00	6,399.79	74,968.93
0000344361	ACCOUNTANT II	55,000.14	55,000.14	0.00	55,000.25	0.00	2,185.91	57,186.16
0000333104	TRANSIT POLICE OFFICER SR	55,931.20	58,156.80	2,225.60	36,778.34	1,626.03	3,269.08	41,673.45
0000343663	SR TECHNICAL SERVICES ENGINEER	85,000.24	85,000.24	0.00	85,000.50	0.00	0.00	85,000.50
0000332380	INSTRUCTOR BUS OPERATIONS	56,638.40	56,638.40	0.00	60,138.40	40.85	0.00	60,179.25
0000332982	*BUS OPERATOR	49,649.60	51,147.20	1,497.60	55,757.07	12,295.00	381.92	68,433.99
0000302828	CLAIMS ADJUSTER II WKRS COMP	51,878.58	51,878.58	0.00	51,878.69	0.00	5,927.22	57,805.91
0000332052	*STATION AGENT	44,408.00	45,760.00	1,352.00	49,628.80	1,230.60	0.00	50,859.40
0000302412	MGR CONTRACTS	104,614.12	104,614.12	0.00	104,614.40	0.00	8,597.15	113,211.55
0000343885	*BUS OPERATOR	35,110.40	39,894.40	4,784.00	29,304.16	2,013.47	4,501.70	35,819.33
0000326547	MGR DBA	114,127.00	114,127.00	0.00	114,127.56	0.00	0.00	114,127.56
0000303279	*BUS OPERATOR	50,169.60	51,667.20	1,497.60	48,145.64	3,841.32	2,259.36	54,246.32
0000332076	*BUS OPERATOR	49,649.60	51,147.20	1,497.60	56,623.36	12,646.97	0.00	69,270.33
0000306315	SUPV BUS & RAIL STORES (DATE LAST EMPLOYED 01-Aug-2021)	66,788.80	66,788.80	0.00	69,004.40	513.76	4,495.40	74,013.56
0000320700	GEN SUPT RAIL LINE	104,166.40	104,166.40	0.00	107,559.92	0.00	6,009.62	113,569.54
0000331215	*SERVICEPERSON IV	40,622.40	41,849.60	1,227.20	29,301.36	3,167.56	3,051.28	35,520.20
0000331445	TRANSIT POLICE SERGEANT	59,820.80	62,192.00	2,371.20	61,362.13	4,100.75	1,150.40	66,613.28
0000320621	MOBILITY CUSTOMER CARE REP	42,178.50	42,178.50	0.00	46,414.01	1,792.65	0.00	48,206.66
0000344789	*HOSTLER JUNIOR APPRENTICE (DATE LAST EMPLOYED 29-Apr-2021)	47,320.00	39,728.00	-7,592.00	33,334.80	5,913.60	0.00	39,248.40
0000308505	AGM SAFETY & QA (DATE LAST EMPLOYED 22-Apr-2019)	192,775.70	192,775.70	0.00	26,835.77	0.00	0.00	26,835.77
0000325416	GEN FOREMAN COMM TELEPHONE	68,868.80	73,065.20	4,196.40	75,435.42	0.00	5,796.05	81,231.47
0000305828	*BUS OPERATOR	49,649.60	51,667.20	2,017.60	46,883.95	11,269.78	0.00	58,153.73
0000344638	OFFICE ADMINISTRATOR II	55,884.40	55,884.40	0.00	55,884.76	0.00	2,149.42	58,034.18
0000306345	SUPV BUS TRANSPORTATION	63,585.60	63,585.60	0.00	67,085.60	39.75	2,445.60	69,570.95

**METROPOLITAN ATLANTA RAPID TRANSIT AUTHORITY (MARTA)**  
**MARTOC REPORT**

AS OF : 30-JUN-  
DATE PRINTED : 05-AUG-2021

EE NUMBER	TITLE	FY 20	FY 21	DIFFERENCE	REGULAR	OVERTIME	OTHER	TOTAL
		BASE SALARY	BASE SALARY	+/-	EARNINGS	EARNINGS	EARNINGS	EARNINGS
0000305427	PARKING SERVICES CASHIER PT	0.00	0.00	0.00	21,728.47	270.38	0.00	21,998.85
0000302687	PROTECTIVE SPEC POLICE CADET	35,755.20	35,755.20	0.00	39,848.26	4,570.44	2,612.88	47,031.58
0000306440	*BUS OPERATOR	49,649.60	51,147.20	1,497.60	52,303.90	5,461.82	0.00	57,765.72
0000343469	*BUS OPERATOR (DATE LAST EMPLOYED 03-Mar-2021)	35,110.40	39,894.40	4,784.00	27,346.34	5,034.21	1,660.97	34,041.52
0000337029	TRANSIT POLICE OFFICER SR	49,691.20	51,708.80	2,017.60	49,296.07	7,196.97	4,669.80	61,162.84
0000340710	ELECTRICAL ENGINEER IV	68,595.80	68,595.80	0.00	72,096.39	0.00	0.00	72,096.39
0000339355	INFORMATION SYS ANALYST III (DATE LAST EMPLOYED 29-Jul-2021)	86,993.92	86,993.92	0.00	86,994.18	0.00	0.00	86,994.18
0000302232	SUPV TRANSIT INFO SVCS	74,477.52	74,477.52	0.00	73,618.24	0.00	11,744.55	85,362.79
0000322331	*JOURNEYMAN BUS TECHNICIAN	53,705.60	55,328.00	1,622.40	59,189.97	2,041.43	225.00	61,456.40
0000338984	*BUS OPERATOR	42,369.60	47,424.00	5,054.40	48,206.63	9,101.67	547.20	57,855.50
0000331381	INSTRUCTOR BUS TECHNICAL	55,702.40	55,702.40	0.00	59,496.98	1,928.16	0.00	61,425.14
0000326873	*BUS OPERATOR (DATE LAST EMPLOYED 01-Feb-2021)	49,649.60	49,649.60	0.00	25,877.30	355.21	2,387.00	28,619.51
0000345722	*BUS OPERATOR	36,171.20	36,171.20	0.00	22,754.73	3,009.84	0.00	25,764.57
0000302919	*JOURNEYMAN TRACK MAINTAINER	47,320.00	52,811.20	5,491.20	52,548.57	15,802.69	0.00	68,351.26
0000321912	*JOURNEYMAN RAIL CAR MECHANIC	54,537.60	56,180.80	1,643.20	57,474.12	301.50	434.76	58,210.38
0000341701	*BUS OPERATOR	38,729.60	43,659.20	4,929.60	40,903.39	3,100.78	1,787.52	45,791.69
0000329422	*JOURNEYMAN ET-TELEPHONE MAINT	54,537.60	56,180.80	1,643.20	62,920.66	1,277.52	225.00	64,423.18
0000345302	TRANSIT POLICE OFFICER	44,200.00	44,200.00	0.00	44,395.63	6,741.58	1,593.75	52,730.96
0000337634	SYSTEMS ENGINEER VI	100,264.84	100,264.84	0.00	100,265.38	0.00	0.00	100,265.38
0000304297	SUPV CUSTOMER SERVICES CENTER	65,516.62	65,516.62	0.00	65,516.88	0.00	0.00	65,516.88
0000306458	*JOURNEYMAN AA BUS TECHNICIAN	55,057.60	56,700.80	1,643.20	26,758.56	178.68	1,974.41	28,911.65
0000333666	*RAIL OPERATOR (DATE LAST EMPLOYED 16-Jul-2021)	49,649.60	51,147.20	1,497.60	39,554.37	2,047.47	4,587.78	46,189.62
0000339113	OCCUPATIONAL MED SER PRGM SPEC	54,107.56	54,107.56	0.00	54,107.97	0.00	0.00	54,107.97
0000321479	*RAIL OPERATOR	49,649.60	51,147.20	1,497.60	45,882.50	530.09	4,782.20	51,194.79
0000325365	DIVISION DISPATCHER	49,649.60	54,912.00	5,262.40	56,460.68	11,533.54	0.00	67,994.22
0000304976	MAINTENANCE PLANNER FACILITIES	47,715.20	47,715.20	0.00	47,715.20	0.00	4,496.24	52,211.44
0000338612	*JOURNEYMAN OVERHAULER	54,537.60	56,180.80	1,643.20	60,180.38	3,401.26	225.00	63,806.64
0000303109	*BUS OPERATOR	50,169.60	51,667.20	1,497.60	47,006.14	1,532.20	1,736.64	50,274.98
0000322928	*JOURNEYMAN ET-HVAC	51,272.00	53,227.20	1,955.20	56,490.66	2,416.48	225.00	59,132.14
0000302167	*BUS OPERATOR	50,169.60	51,667.20	1,497.60	56,410.10	37,745.07	0.00	94,155.17
0000320978	TRANSIT POLICE OFFICER SR	60,465.60	60,465.60	0.00	61,160.36	22,282.18	8,183.50	91,626.04
0000332725	MAINTENANCE PLANNER-RAIL	62,587.20	62,587.20	0.00	58,865.60	541.62	4,814.40	64,221.62
0000302702	*REVENUE AGENT	49,878.40	51,376.00	1,497.60	57,242.95	1,565.38	0.00	58,808.33
0000324540	STRUCTURAL ENGINEER VI	95,979.78	95,979.78	0.00	95,981.06	0.00	22,149.18	118,130.24



**METROPOLITAN ATLANTA RAPID TRANSIT AUTHORITY (MARTA)**  
**MARTOC REPORT**

EE NUMBER	TITLE	FY 20	FY 21	DIFFERENCE	REGULAR	OVERTIME	OTHER	TOTAL
		BASE SALARY	BASE SALARY	+/-	EARNINGS	EARNINGS	EARNINGS	EARNINGS
0000343972	*JOURNEYMAN BUS TECHNICIAN	47,320.00	52,291.20	4,971.20	54,938.41	7,469.63	225.00	62,633.04
0000339199	*BUS OPERATOR	42,369.60	47,424.00	5,054.40	45,556.64	5,545.60	0.00	51,102.24
0000337715	CONTRACT EMP PT POLICE OFFICER	0.00	0.00	0.00	38,339.75	154.50	0.00	38,494.25
0000344923	TRANSIT POLICE OFFICER (DATE LAST EMPLOYED 16-Apr-2021)	39,291.20	39,291.20	0.00	30,752.95	1,933.88	1,722.21	34,409.04
0000334880	TRANSIT POLICE OFFICER SPECIAL (DATE LAST EMPLOYED 05-Dec-2020)	55,931.20	55,931.20	0.00	24,416.12	322.68	1,828.52	26,567.32
0000328854	CUSTOMER CARE FIELD REP	45,727.50	45,727.50	0.00	42,667.47	0.00	6,202.70	48,870.17
0000335553	*BUS OPERATOR	49,649.60	51,147.20	1,497.60	52,862.01	3,737.09	2,052.11	58,651.21
0000315625	FIELD INSPECTOR II	66,690.00	66,690.00	0.00	71,438.30	19,511.10	5,386.50	96,335.90
0000340601	*RAIL STATION CLEANER	32,115.20	34,964.80	2,849.60	37,513.28	11,902.86	0.00	49,416.14
0000344085	FIELD INSPECTOR II	52,767.00	52,767.00	0.00	58,147.67	9,795.72	0.00	67,943.39
0000342605	*BUS OPERATOR	38,729.60	43,659.20	4,929.60	35,188.43	5,315.42	148.96	40,652.81
0000320109	*JOURNEYMAN RAIL CAR MECHANIC	54,537.60	56,180.80	1,643.20	59,732.10	1,441.98	225.00	61,399.08
0000304470	PARKING SERVICES CASHIER PT	0.00	0.00	0.00	20,389.49	57.94	0.00	20,447.43
0000343388	FIELD INSPECTOR II	52,767.00	52,767.00	0.00	58,201.79	20,606.19	0.00	78,807.98
0000302453	SUPV RAIL LINE	63,169.60	63,169.60	0.00	65,940.75	5,320.89	4,859.20	76,120.84
0000345662	TRANSIT POLICE OFFICER	42,515.20	42,515.20	0.00	26,473.84	275.94	0.00	26,749.78
0000337365	TRANSIT POLICE OFFICER SR	51,708.80	53,768.00	2,059.20	56,466.01	27,194.77	5,398.80	89,059.58
0000323506	*BUS OPERATOR (DATE LAST EMPLOYED 15-Jan-2021)	49,649.60	49,649.60	0.00	22,197.85	414.27	3,501.83	26,113.95
0000334413	*STATION AGENT	44,408.00	45,760.00	1,352.00	49,887.62	5,002.49	0.00	54,890.11
0000321614	*RAIL OPERATOR	49,649.60	51,147.20	1,497.60	46,194.90	833.49	2,499.76	49,528.15
0000338981	*BUS OPERATOR	42,369.60	47,424.00	5,054.40	47,086.70	5,774.40	0.00	52,861.10
0000326724	*JOURNEYMAN ET-TRAIN CONTROL	54,537.60	56,180.80	1,643.20	60,839.54	21,616.22	225.00	82,680.76
0000303459	*BUS OPERATOR	49,649.60	51,667.20	2,017.60	49,641.73	19,781.91	3,348.25	72,771.89
0000339242	CJIT-POLICE DISPATCHER	43,076.80	43,076.80	0.00	45,880.44	2,850.24	1,035.50	49,766.18
0000302270	PROJECT MANAGER I	85,741.50	95,303.78	9,562.28	89,419.37	0.00	7,331.06	96,750.43
0000320588	*RAIL STATION CLEANER	33,945.60	34,964.80	1,019.20	39,976.56	7,334.28	0.00	47,310.84
0000343093	*BUS OPERATOR	35,110.40	39,894.40	4,784.00	29,635.09	1,915.85	2,582.04	34,132.98
0000341965	CHF ADMINISTRATIVE OFFICER	240,000.02	245,000.08	5,000.06	250,391.66	0.00	0.00	250,391.66
0000341419	CONTRACT EMP PT POLICE OFFICER	0.00	0.00	0.00	33,653.27	502.13	0.00	34,155.40
0000327574	TRANSIT POLICE OFFICER SR	60,465.60	60,465.60	0.00	64,081.88	5,494.25	2,325.60	71,901.73
0000304126	SUPV BUS MAINTENANCE	66,497.60	66,497.60	0.00	76,807.21	34,495.63	0.00	111,302.84
0000344595	*RAIL STATION CLEANER	28,704.00	33,092.80	4,388.80	35,921.38	12,340.79	0.00	48,262.17
0000305589	*BUS OPERATOR	50,169.60	51,667.20	1,497.60	56,144.68	19,053.31	0.00	75,197.99
0000341066	*JOURNEYMAN ELEC POWER ELECT	51,272.00	54,433.60	3,161.60	57,291.20	25,817.69	225.00	83,333.89

## MARTOC REPORT

EE NUMBER	TITLE	FY 20	FY 21	DIFFERENCE	REGULAR	OVERTIME	OTHER	TOTAL
		BASE SALARY	BASE SALARY	+/-	EARNINGS	EARNINGS	EARNINGS	EARNINGS
0000302219	TRANSIT SYS PLNG PRGM ANALYST	80,716.22	85,559.24	4,843.02	81,648.00	0.00	0.00	81,648.00
0000304442	*JOURNEYMAN BUS TECHNICIAN	54,225.60	55,848.00	1,622.40	61,847.88	6,732.94	225.00	68,805.82
0000334602	*JOURNEYMAN TRACK MAINTAINER	54,537.60	56,180.80	1,643.20	52,610.16	9,423.73	749.96	62,783.85
0000322430	*BUS OPERATOR	49,649.60	51,147.20	1,497.60	46,202.79	1,166.20	3,596.12	50,965.11
0000344460	*BUS OPERATOR (DATE LAST EMPLOYED 02-Jul-2021)	39,894.40	39,894.40	0.00	26,655.19	1,012.29	4,501.17	32,168.65
0000302538	*JOURNEYMAN ET-RADIO MAINT	51,667.20	54,433.60	2,766.40	57,574.86	12,920.07	450.00	70,944.93
0000308787	*JOURNEYMAN ET-RAIL CAR MAINT	55,057.60	56,700.80	1,643.20	61,843.74	332.32	225.00	62,401.06
0000342082	DIR REAL ESTATE	120,000.14	120,000.14	0.00	120,000.29	0.00	0.00	120,000.29
0000302549	OFFICE ADMINISTRATOR II	63,986.78	63,986.78	0.00	63,986.91	0.00	8,613.61	72,600.52
0000302452	SUPV STATION CARE	63,169.60	63,169.60	0.00	67,360.52	9,042.72	6,316.96	82,720.20
0000322721	*RAIL STATION CLEANER	33,945.60	34,964.80	1,019.20	41,188.16	39,847.02	0.00	81,035.18
0000303722	PLANNER TRACK & STRUCTURES	60,444.80	60,444.80	0.00	65,920.88	11,275.28	3,487.20	80,683.36
0000303203	SUPV BUS TRANSPORTATION	58,843.20	58,843.20	0.00	60,730.69	579.97	4,582.98	65,893.64
0000327977	FOREMAN BUILDINGS SUPP EQUIP	62,608.00	62,608.00	0.00	59,109.75	3,025.05	8,307.60	70,442.40
0000321546	INSTRUCTOR RAIL OPERATIONS	67,808.00	67,808.00	0.00	71,308.00	15,256.80	8,910.56	95,475.36
0000344648	*JOURNEYMAN BUS TECHNICIAN	47,320.00	51,771.20	4,451.20	54,415.19	1,628.77	0.00	56,043.96
0000344674	TECHNICAL INSPECTOR	50,876.80	50,876.80	0.00	54,168.89	764.38	0.00	54,933.27
0000342208	*BUS OPERATOR	38,729.60	43,659.20	4,929.60	43,463.14	6,189.47	1,592.32	51,244.93
0000302177	*BUS OPERATOR	50,169.60	51,667.20	1,497.60	56,219.39	11,044.79	0.00	67,264.18
0000338972	*BUS OPERATOR (DATE LAST EMPLOYED 16-Mar-2021)	42,369.60	47,424.00	5,054.40	20,703.59	1,568.55	0.00	22,272.14
0000333874	*BUS OPERATOR	49,649.60	51,147.20	1,497.60	55,519.08	5,961.54	1,157.28	62,637.90
0000335993	*BUS OPERATOR	49,649.60	51,147.20	1,497.60	49,391.59	4,587.56	2,825.87	56,805.02
0000338172	GRANT PROGRAM ANALYST	83,824.00	90,000.04	6,176.04	85,724.71	0.00	0.00	85,724.71
0000304882	*SERVICEPERSON I (A)	39,083.20	40,248.00	1,164.80	43,673.95	0.00	0.00	43,673.95
0000325680	*JOURNEYMAN ET-TRAIN CONTROL	54,537.60	56,180.80	1,643.20	60,261.15	25,584.95	225.00	86,071.10
0000312100	*PT BUS OPERATOR	0.00	0.00	0.00	20,965.93	0.00	0.00	20,965.93
0000323695	*BUS OPERATOR	49,649.60	51,147.20	1,497.60	54,864.59	8,280.09	0.00	63,144.68
0000302761	*SERVICEPERSON I (DATE LAST EMPLOYED 01-Mar-2021)	38,542.40	39,686.40	1,144.00	31,079.83	2,587.77	0.00	33,667.60
0000335082	SUPPORT ANALYST II	54,350.40	54,350.40	0.00	57,850.41	0.00	3,038.05	60,888.46
0000342228	CONTRACT SPECIALIST II	62,125.18	62,125.18	0.00	61,408.64	0.00	716.83	62,125.47
0000339831	SUPV PARKING SVC	42,471.00	42,471.00	0.00	45,785.87	441.08	762.30	46,989.25
0000345658	*JOURNEYMAN ET-TRAIN CONTROL	48,755.20	48,755.20	0.00	31,627.76	3,267.81	0.00	34,895.57
0000335999	*BUS OPERATOR	49,649.60	51,147.20	1,497.60	49,851.79	6,902.26	3,298.32	60,052.37
0000315017	*BUS OPERATOR	49,649.60	51,147.20	1,497.60	35,834.17	1,995.24	2,660.90	40,490.31

**METROPOLITAN ATLANTA RAPID TRANSIT AUTHORITY (MARTA)**  
**MARTOC REPORT**

EE NUMBER	TITLE	FY 20	FY 21	DIFFERENCE +/-	REGULAR EARNINGS	OVERTIME EARNINGS	OTHER EARNINGS	TOTAL EARNINGS
		BASE SALARY	BASE SALARY					
0000337483	*RAIL STATION CLEANER	33,945.60	34,964.80	1,019.20	38,902.22	1,636.26	0.00	40,538.48
0000330160	*RAIL OPERATOR	49,649.60	51,147.20	1,497.60	49,382.02	7,291.88	2,864.40	59,538.30
0000344339	*BUS OPERATOR	39,894.40	39,894.40	0.00	35,141.08	2,597.20	585.12	38,323.40
0000341695	*BUS OPERATOR	38,729.60	43,659.20	4,929.60	39,685.76	4,534.04	595.84	44,815.64
0000302160	MGR RADIO AFC GATE SYSTEMS	107,993.08	107,993.08	0.00	111,493.38	0.00	0.00	111,493.38
0000303822	TRANSIT POLICE SERGEANT	72,758.40	72,758.40	0.00	74,716.49	1,521.64	78.71	76,316.84
0000319497	*SERVICEPERSON IV	40,622.40	41,849.60	1,227.20	45,513.16	16,859.21	0.00	62,372.37
0000344310	*PT BUS OPERATOR	0.00	0.00	0.00	23,999.93	0.00	0.00	23,999.93
0000302323	TRANSIT POLICE LIEUTENANT	88,628.80	88,628.80	0.00	93,492.34	4,026.67	6,647.16	104,166.17
0000304340	*BUS OPERATOR	50,169.60	51,667.20	1,497.60	52,360.27	11,761.53	0.00	64,121.80
0000303397	*JOURNEYMAN BUS TECHNICIAN	53,705.60	55,848.00	2,142.40	63,904.82	10,655.33	225.00	74,785.15
0000341157	MOBILITY CUSTOMER CARE REP	38,571.00	38,571.00	0.00	43,033.54	6,475.55	0.00	49,509.09
0000322234	SUPV BUS MAINTENANCE	60,756.80	60,756.80	0.00	64,841.00	5,958.84	4,965.70	75,765.54
0000341881	*BUS OPERATOR	38,729.60	43,659.20	4,929.60	41,187.75	3,529.06	3,187.76	47,904.57
0000302728	*JOURNEYMAN RAIL CAR MECHANIC (DATE LAST EMPLOYED 01-Nov-2020)	55,057.60	55,057.60	0.00	23,909.39	0.00	2,342.60	26,251.99
0000302930	*JOURNEYMAN ET-RADIO MAINT	55,057.60	56,700.80	1,643.20	66,406.13	25,878.21	225.00	92,509.34
0000339601	*BUS OPERATOR	38,729.60	39,894.40	1,164.80	38,254.43	11,803.76	0.00	50,058.19
0000342676	*SERVICEPERSON I (A) (DATE LAST EMPLOYED 04-Jan-2021)	36,857.60	38,563.20	1,705.60	19,671.99	1,001.16	0.00	20,673.15
0000302926	*SERVICEPERSON I (A)	39,083.20	40,248.00	1,164.80	46,407.58	0.00	0.00	46,407.58
0000340573	*BUS OPERATOR	38,729.60	43,659.20	4,929.60	29,222.79	723.79	4,556.53	34,503.11
0000305596	SUPV BUS MAINTENANCE (DATE LAST EMPLOYED 01-Dec-2020)	63,814.40	63,814.40	0.00	25,740.52	7,056.40	2,106.80	34,903.72
0000330759	CJIT-POLICE DISPATCHER	46,176.00	46,176.00	0.00	50,364.43	2,555.79	888.00	53,808.22
0000319444	*BUS OPERATOR	49,649.60	51,147.20	1,497.60	54,674.21	2,643.51	0.00	57,317.72
0000342817	SUPV CAR REPAIR INSPECTION	51,272.00	58,968.00	7,696.00	62,320.27	10,474.10	0.00	72,794.37
0000343094	*BUS OPERATOR	35,110.40	39,894.40	4,784.00	40,553.42	13,847.64	0.00	54,401.06
0000305284	*JOURNEYMAN ET-RAIL CAR MAINT	54,537.60	56,180.80	1,643.20	61,236.49	5,230.58	225.00	66,692.07
0000330393	INSTRUCTOR ELECTRICAL POWER	63,814.40	63,814.40	0.00	68,787.04	60,286.20	0.00	129,073.24
0000313261	CONTRACT PROFESSIONAL DISPATCH	0.00	0.00	0.00	65,383.80	4,956.00	0.00	70,339.80
0000322053	*BUS OPERATOR (DATE LAST EMPLOYED 29-Nov-2020)	42,369.60	46,030.40	3,660.80	21,661.99	2,026.28	1,120.72	24,808.99
0000343932	*BUS OPERATOR	39,894.40	39,894.40	0.00	40,486.09	8,521.70	0.00	49,007.79
0000341160	*BUS OPERATOR	38,729.60	43,659.20	4,929.60	38,362.47	7,368.86	1,538.80	47,270.13
0000322432	*JOURNEYMAN BODY REPAIR	54,537.60	56,180.80	1,643.20	58,515.07	0.00	225.00	58,740.07
0000322811	*BUS OPERATOR	49,649.60	51,147.20	1,497.60	54,001.90	3,777.71	1,365.52	59,145.13
0000340140	*SERVICEPERSON I	38,022.40	39,166.40	1,144.00	32,330.23	0.00	146.24	32,476.47

## MARTOC REPORT

EE NUMBER	TITLE	FY 20	FY 21	DIFFERENCE	REGULAR	OVERTIME	OTHER	TOTAL
		BASE SALARY	BASE SALARY	+/-	EARNINGS	EARNINGS	EARNINGS	EARNINGS
0000302337	*JOURNEYMAN AUTOMOTIVE TECH	55,057.60	56,700.80	1,643.20	63,076.92	21,980.90	225.00	85,282.82
0000337433	*BUS OPERATOR	46,030.40	51,147.20	5,116.80	35,385.27	3,222.26	3,026.26	41,633.79
0000317676	EQUITY ADMINISTRATOR	77,950.08	77,950.08	0.00	77,950.18	0.00	9,893.67	87,843.85
0000344877	*BUS OPERATOR	36,171.20	36,171.20	0.00	36,452.88	6,461.19	0.00	42,914.07
0000339279	TRANSIT POLICE OFFICER SPECIAL	49,691.20	53,768.00	4,076.80	51,882.16	7,907.85	3,814.50	63,604.51
0000343177	*BUS OPERATOR	35,110.40	39,894.40	4,784.00	35,102.47	3,440.25	0.00	38,542.72
0000303865	PARKING SERVICES CASHIER PT	0.00	0.00	0.00	20,041.81	135.19	0.00	20,177.00
0000333592	*BUS OPERATOR	46,030.40	51,147.20	5,116.80	57,299.34	25,254.87	0.00	82,554.21
0000338975	*BUS OPERATOR	42,369.60	47,424.00	5,054.40	49,494.62	7,493.92	1,625.52	58,614.06
0000341909	*BUS OPERATOR (DATE LAST EMPLOYED 07-May-2021)	38,729.60	43,659.20	4,929.60	27,326.30	2,395.89	993.60	30,715.79
0000343597	*BUS OPERATOR	35,110.40	39,894.40	4,784.00	42,954.22	3,713.22	0.00	46,667.44
0000306420	*PT BUS OPERATOR	0.00	0.00	0.00	24,338.14	0.00	0.00	24,338.14
0000340735	*LIGHT RAIL OPERATOR	38,729.60	43,659.20	4,929.60	47,765.80	3,355.50	0.00	51,121.30
0000333475	*JOURNEYMAN BUS TECHNICIAN	53,705.60	55,328.00	1,622.40	62,597.58	18,265.72	225.00	81,088.30
0000335992	*BUS OPERATOR	49,649.60	51,147.20	1,497.60	55,574.11	13,519.49	0.00	69,093.60
0000327899	*BUS OPERATOR	49,649.60	51,147.20	1,497.60	57,383.44	11,655.40	0.00	69,038.84
0000341470	*BUS OPERATOR	38,729.60	43,659.20	4,929.60	34,190.54	2,917.02	2,474.84	39,582.40
0000341959	*JOURNEYMAN BUS TECHNICIAN	50,752.00	53,060.80	2,308.80	56,672.58	4,323.02	225.00	61,220.60
0000327019	COST ANALYST	64,644.84	70,093.92	5,449.08	66,112.05	0.00	6,620.92	72,732.97
0000303754	INSTRUCTOR CAR MAINT ELECT (DATE LAST EMPLOYED 01-Jan-2021)	66,830.40	66,830.40	0.00	30,844.80	0.00	9,004.44	39,849.24
0000339388	*BUS OPERATOR	42,369.60	47,424.00	5,054.40	42,006.79	2,091.01	2,892.96	46,990.76
0000340583	*SERVICEPERSON I	38,022.40	39,166.40	1,144.00	43,422.28	4,769.74	1,205.12	49,397.14
0000315309	*SERVICEPERSON I	38,022.40	39,166.40	1,144.00	44,354.44	6,256.55	0.00	50,610.99
0000317261	TRANSIT POLICE OFFICER SPECIAL	62,878.40	62,878.40	0.00	62,962.42	19,339.72	8,545.12	90,847.26
0000330422	*BUS OPERATOR	36,171.20	36,171.20	0.00	20,877.47	3,969.79	0.00	24,847.26
0000343693	*BUS OPERATOR	35,110.40	41,163.20	6,052.80	43,942.54	19,038.32	0.00	62,980.86
0000339202	*BUS OPERATOR	42,369.60	47,424.00	5,054.40	20,413.39	1,952.19	651.84	23,017.42
0000332987	*BUS OPERATOR	49,649.60	51,147.20	1,497.60	47,524.56	2,212.04	6,607.85	56,344.45
0000334292	*RAIL OPERATOR	46,030.40	51,147.20	5,116.80	26,146.53	0.00	3,947.14	30,093.67
0000340621	CRIMINAL JUSTICE INFO TECH REC	32,635.20	32,635.20	0.00	32,189.17	0.00	1,255.20	33,444.37
0000342314	*BUS OPERATOR	38,729.60	43,659.20	4,929.60	24,356.91	735.14	1,984.32	27,076.37
0000343096	*BUS OPERATOR	35,110.40	39,894.40	4,784.00	36,712.11	1,941.87	1,623.41	40,277.39
0000302418	DISPATCHER-RAIL TRANSPORTATION	60,028.80	60,028.80	0.00	63,528.80	0.00	615.59	64,144.39
0000337080	*BUS OPERATOR	46,030.40	51,147.20	5,116.80	38,398.93	773.99	1,206.44	40,379.36
0000304953	*STATION AGENT	44,928.00	46,280.00	1,352.00	50,621.17	5,093.68	0.00	55,714.85

METROPOLITAN ATLANTA RAPID TRANSIT AUTHORITY (MARTA)  
MARTOC REPORT

EE NUMBER	TITLE	FY 20 BASE SALARY	FY 21 BASE SALARY	DIFFERENCE +/-	REGULAR EARNINGS	OVERTIME EARNINGS	OTHER EARNINGS	TOTAL EARNINGS
0000330970	*BUS OPERATOR	42,369.60	47,424.00	5,054.40	41,670.91	4,732.56	0.00	46,403.47
0000342460	PROJECT SCHEDULER (DATE LAST EMPLOYED 02-Apr-2021)	75,000.12	75,000.12	0.00	59,135.43	0.00	7,655.40	66,790.83
0000343333	SVC DESK SUPPORT AGENT	42,295.50	42,295.50	0.00	42,295.59	0.00	2,717.12	45,012.71
0000334412	*STATION AGENT (DATE LAST EMPLOYED 05-Jul-2021)	44,408.00	45,760.00	1,352.00	47,823.63	272.22	512.40	48,608.25
0000302946	*BUS OPERATOR	50,169.60	51,667.20	1,497.60	56,035.89	9,554.83	0.00	65,590.72
0000305602	*BUS OPERATOR	50,169.60	51,667.20	1,497.60	56,922.14	20,664.50	0.00	77,586.64
0000344250	*SERVICEPERSON IV	34,444.80	33,092.80	-1,352.00	36,641.61	1,001.16	0.00	37,642.77
0000330765	*JOURNEYMAN TRACK MAINTAINER	52,811.20	52,811.20	0.00	36,047.66	6,363.42	0.00	42,411.08
0000302417	SAFETY OPERATIONAL OFFICER	66,788.80	72,774.00	5,985.20	74,225.58	584.52	1,656.38	76,466.48
0000332950	TRANSIT POLICE SERGEANT	69,971.20	72,758.40	2,787.20	71,676.99	5,697.12	4,480.40	81,854.51
0000302394	SR DIR OPS PLANNING & CONTROL	190,000.20	190,000.20	0.00	36,538.50	0.00	0.00	36,538.50
0000343829	*BUS OPERATOR	35,110.40	39,894.40	4,784.00	28,685.25	2,856.14	0.00	31,541.39
0000345750	*BUS OPERATOR	36,171.20	36,171.20	0.00	22,674.13	2,828.98	0.00	25,503.11
0000305478	SCHEDULE ANALYST III	65,673.66	59,861.62	-5,812.04	64,445.72	0.00	3,637.77	68,083.49
0000333960	*JOURNEYMAN PAINTER	54,537.60	56,180.80	1,643.20	59,982.85	15,580.20	225.00	75,788.05
0000329974	*JOURNEYMAN ET-RAIL CAR MAINT	53,705.60	48,755.20	-4,950.40	50,822.35	551.91	1,739.81	53,114.07
0000302427	RECORDS CENTER SPECIALIST SR	43,992.00	43,992.00	0.00	44,048.40	0.00	5,211.36	49,259.76
0000305252	*BUS OPERATOR	50,169.60	51,667.20	1,497.60	55,107.33	6,790.40	0.00	61,897.73
0000345643	SR EXECUTIVE ADMINISTRATOR	72,500.22	72,500.22	0.00	41,827.10	0.00	0.00	41,827.10
0000302695	*BUS OPERATOR	50,169.60	51,667.20	1,497.60	54,973.14	37,746.38	0.00	92,719.52
0000329359	*JOURNEYMAN RAIL CAR MECHANIC	54,537.60	56,180.80	1,643.20	56,765.00	291.37	434.76	57,491.13
0000303718	MGR TRAIN CONTROL	89,124.36	89,124.36	0.00	92,487.67	0.00	10,649.23	103,136.90
0000338544	*BUS OPERATOR	42,369.60	47,424.00	5,054.40	30,455.61	5,398.73	1,140.72	36,995.06
0000320242	*RAIL OPERATOR	49,649.60	51,147.20	1,497.60	51,935.32	2,077.58	3,699.60	57,712.50
0000321626	TRANSIT POLICE OFFICER SR	60,465.60	60,465.60	0.00	56,581.85	26,337.46	9,836.88	92,756.19
0000338616	*JOURNEYMAN SUPPORT EQUIPMENT	54,537.60	56,180.80	1,643.20	50,436.56	2,422.25	3,378.29	56,237.10
0000342207	*BUS OPERATOR	38,729.60	43,659.20	4,929.60	36,310.83	3,918.55	3,106.59	43,335.97
0000344487	PROJECT MANAGER II (DATE LAST EMPLOYED 28-Jan-2021)	99,560.76	99,560.76	0.00	60,885.35	0.00	5,023.48	65,908.83
0000335566	*JOURNEYMAN AA BUS TECHNICIAN	52,478.40	54,246.40	1,768.00	58,706.86	20,893.34	225.00	79,825.20
0000345825	*BUS OPERATOR	36,171.20	36,171.20	0.00	20,302.98	6,696.07	0.00	26,999.05
0000313656	CONTRACT SPECIALIST III (DATE LAST EMPLOYED 01-Mar-2021)	84,708.00	84,708.00	0.00	50,824.80	0.00	35,849.73	86,674.53
0000303179	PARKING SERVICES CASHIER PT	0.00	0.00	0.00	23,085.53	652.82	0.00	23,738.35
0000335878	*REPROGRAPHICS SPEC III	31,532.80	43,014.40	11,481.60	41,686.37	0.00	0.00	41,686.37
0000341544	BENEFITS-CUSTOMER SVC REP	51,517.96	51,517.96	0.00	51,518.24	0.00	1,188.89	52,707.13

METROPOLITAN ATLANTA RAPID TRANSIT AUTHORITY (MARTA)  
MARTOC REPORT

EE NUMBER	TITLE	FY 20 BASE SALARY	FY 21 BASE SALARY	DIFFERENCE +/-	REGULAR EARNINGS	OVERTIME EARNINGS	OTHER EARNINGS	TOTAL EARNINGS
0000318006	*MATERIAL CONTROLLER	44,408.00	45,780.80	1,372.80	45,918.08	791.89	693.76	47,403.73
0000345900	ENTERPRISE ARCHITECT	90,000.30	90,000.30	0.00	37,730.91	0.00	0.00	37,730.91
0000308143	CONTRACT PROFESSIONAL	0.00	0.00	0.00	49,461.50	2,045.20	0.00	51,506.70
0000342879	*BUS OPERATOR	35,110.40	39,894.40	4,784.00	23,161.42	881.55	421.70	24,464.67
0000332301	MAINTENANCE PLANNER-RAIL	62,608.00	62,608.00	0.00	66,108.00	1,474.90	6,260.80	73,843.70
0000333106	*RAIL OPERATOR	49,649.60	51,147.20	1,497.60	34,316.88	3,634.19	3,305.58	41,256.65
0000334025	*RAIL OPERATOR	49,649.60	51,147.20	1,497.60	57,226.72	51,770.77	0.00	108,997.49
0000344028	*PT BUS OPERATOR (DATE LAST EMPLOYED 28-May-2021)	0.00	0.00	0.00	21,488.74	0.00	0.00	21,488.74
0000303480	*MATERIAL CONTROLLER	51,126.40	52,644.80	1,518.40	52,828.21	0.00	2,400.56	55,228.77
0000337167	TRANSIT POLICE OFFICER SR	49,691.20	51,708.80	2,017.60	55,270.44	36,374.83	0.00	91,645.27
0000334779	*RAIL OPERATOR	38,729.60	43,659.20	4,929.60	45,867.73	7,403.79	0.00	53,271.52
0000303505	*JOURNEYMAN AA BUS TECHNICIAN	55,057.60	56,700.80	1,643.20	54,156.58	12,885.00	225.00	67,266.58
0000345605	*BUS OPERATOR	36,171.20	36,171.20	0.00	25,512.92	2,935.11	0.00	28,448.03
0000331770	DEPUTY CHIEF OF POLICE	119,589.86	131,549.08	11,959.22	125,109.47	0.00	14,504.11	139,613.58
0000306172	*JOURNEYMAN AA BUS TECHNICIAN	55,057.60	56,700.80	1,643.20	61,704.89	13,286.54	225.00	75,216.43
0000304922	*JOURNEYMAN SUPPORT EQUIPMENT	55,057.60	56,700.80	1,643.20	52,680.16	978.71	225.00	53,883.87
0000320368	SUPV STATION CARE	53,268.80	58,968.00	5,699.20	41,786.73	589.03	6,744.14	49,119.90
0000339582	CONTRACT SPECIALIST II (DATE LAST EMPLOYED 15-Jan-2021)	63,988.86	63,988.86	0.00	36,761.54	0.00	389.84	37,151.38
0000340922	*JOURNEYMAN ET-RADIO MAINT	52,832.00	56,180.80	3,348.80	60,675.76	50,400.53	225.00	111,301.29
0000304361	*BUS OPERATOR	49,649.60	51,667.20	2,017.60	58,717.84	28,186.08	381.92	87,285.84
0000345613	*BUS OPERATOR	36,171.20	36,171.20	0.00	25,426.13	2,607.50	0.00	28,033.63
0000333584	*JOURNEYMAN ET-RADIO MAINT	54,537.60	56,180.80	1,643.20	52,613.36	1,379.14	5,786.21	59,778.71
0000322975	*JOURNEYMAN ET-RADIO MAINT	54,537.60	56,180.80	1,643.20	58,355.94	7,911.56	2,385.80	68,653.30
0000306405	*JOURNEYMAN BODY REPAIR	55,057.60	56,700.80	1,643.20	65,975.09	24,938.04	225.00	91,138.13
0000345753	*BUS OPERATOR	36,171.20	36,171.20	0.00	19,517.22	1,470.46	0.00	20,987.68
0000306342	*JOURNEYMAN ET-RAIL CAR MAINT	55,057.60	56,700.80	1,643.20	60,829.09	8,920.44	225.00	69,974.53
0000304029	SUPV BUS TRANSPORTATION	62,441.60	62,441.60	0.00	61,378.56	23,409.60	10,206.80	94,994.96
0000342132	*RAIL STATION CLEANER	32,115.20	34,964.80	2,849.60	36,444.90	12,101.52	1,524.60	50,071.02
0000344061	*PT BUS OPERATOR	0.00	0.00	0.00	25,860.53	0.00	0.00	25,860.53
0000344425	MGR AUTOMATED PKG & REV CTRL	92,000.22	92,000.22	0.00	94,438.82	0.00	0.00	94,438.82
0000323749	SUPV BUS TRANSPORTATION	62,441.60	62,441.60	0.00	66,121.72	12,032.03	8,615.74	86,769.49
0000321310	*JOURNEYMAN BUS TECHNICIAN	53,705.60	55,328.00	1,622.40	62,478.99	13,476.41	225.00	76,180.40
0000343429	*BUS OPERATOR	35,110.40	39,894.40	4,784.00	42,832.68	32,754.09	0.00	75,586.77
0000315061	*BUS OPERATOR	49,649.60	51,147.20	1,497.60	52,745.65	6,001.18	2,618.29	61,365.12

## MARTOC REPORT

EE NUMBER	TITLE	FY 20	FY 21	DIFFERENCE	REGULAR	OVERTIME	OTHER	TOTAL
		BASE SALARY	BASE SALARY	+/-	EARNINGS	EARNINGS	EARNINGS	EARNINGS
0000304973	*RAIL OPERATOR	50,169.60	51,667.20	1,497.60	44,862.80	1,147.27	5,723.69	51,733.76
0000339550	MOBILITY CUSTOMER CARE REP (DATE LAST EMPLOYED 17-May-2021)	39,721.50	39,721.50	0.00	34,921.02	91.67	1,120.58	36,133.27
0000302885	SUPV CAR REPAIR INSPECTION	62,608.00	62,608.00	0.00	62,977.60	0.00	4,334.40	67,312.00
0000333337	TRANSIT POLICE OFFICER SR	58,156.80	60,465.60	2,308.80	63,077.60	8,328.56	5,703.00	77,109.16
0000339064	*BUS OPERATOR	42,369.60	47,424.00	5,054.40	50,960.33	10,792.26	0.00	61,752.59
0000322976	*JOURNEYMAN TRACK WALKER (DATE LAST EMPLOYED 01-Jan-2021)	54,537.60	54,537.60	0.00	18,823.52	1,081.58	2,713.77	22,618.87
0000335853	*BUS OPERATOR	49,649.60	51,147.20	1,497.60	37,693.21	1,337.71	2,589.48	41,620.40
0000306207	RAIL SERVICES CONTROLLER	86,632.00	86,632.00	0.00	90,223.72	8,585.08	8,871.45	107,680.25
0000302368	SUPV CAR REPAIR INSPECTION	60,736.00	60,736.00	0.00	66,221.60	8,803.80	8,176.00	83,201.40
0000339300	MGR IT STRATEGY & RELATIONS	115,912.68	127,504.00	11,591.32	115,912.79	0.00	0.00	115,912.79
0000345855	PARALEGAL	66,007.50	66,007.50	0.00	30,634.28	507.76	0.00	31,142.04
0000315408	*SERVICEPERSON IV	40,622.40	41,849.60	1,227.20	45,046.82	711.92	0.00	45,758.74
0000305539	*JOURNEYMAN RAIL CAR MECHANIC	55,057.60	56,700.80	1,643.20	49,642.44	0.00	11,765.10	61,407.54
0000303468	*BUS OPERATOR	50,169.60	51,667.20	1,497.60	51,426.08	3,473.01	6,471.36	61,370.45
0000305671	*JOURNEYMAN TRACK MECHANIC	54,537.60	56,180.80	1,643.20	63,445.55	29,054.74	225.00	92,725.29
0000334781	*BUS OPERATOR	38,729.60	43,659.20	4,929.60	45,758.41	7,034.87	0.00	52,793.28
0000338608	*JOURNEYMAN OVERHAULER	54,537.60	56,180.80	1,643.20	56,104.87	16,228.06	1,305.40	73,638.33
0000318796	*BUS OPERATOR	49,649.60	51,147.20	1,497.60	57,719.72	33,796.01	0.00	91,515.73
0000318196	*BUS OPERATOR	49,649.60	51,147.20	1,497.60	52,294.71	8,771.11	0.00	61,065.82
0000335474	REDUCED FARE REPRESENTATIVE	34,885.50	34,885.50	0.00	36,847.43	0.00	536.72	37,384.15
0000343428	*BUS OPERATOR	35,110.40	39,894.40	4,784.00	42,733.22	14,998.20	0.00	57,731.42
0000322743	*RAIL STATION CLEANER	33,945.60	34,964.80	1,019.20	46,281.80	6,786.71	0.00	53,068.51
0000336804	CONTRACT SPECIALIST III (DATE LAST EMPLOYED 01-Mar-2021)	80,600.00	80,600.00	0.00	47,120.01	0.00	12,566.16	59,686.17
0000306279	*JOURNEYMAN ET-RAIL CAR MAINT	55,057.60	56,700.80	1,643.20	62,558.61	8,128.10	225.00	70,911.71
0000326723	*JOURNEYMAN ELEC POWER ELECT	54,537.60	56,180.80	1,643.20	60,161.76	11,815.60	225.00	72,202.36
0000326274	RAIL SERVICES CONTROLLER	73,819.20	76,835.20	3,016.00	77,892.50	2,202.72	4,876.08	84,971.30
0000342518	FIELD INSPECTOR III	52,767.00	57,778.50	5,011.50	57,552.35	11,473.44	2,751.20	71,776.99
0000332117	*BUS OPERATOR	38,729.60	39,894.40	1,164.80	24,968.98	2,514.03	0.00	27,483.01
0000335755	*BUS OPERATOR	49,649.60	51,147.20	1,497.60	58,119.57	46,321.79	0.00	104,441.36
0000345489	QA ENGINEER	91,168.22	91,168.22	0.00	66,616.74	0.00	0.00	66,616.74
0000321635	DIVISION DISPATCHER	62,379.20	62,379.20	0.00	65,984.19	2,234.28	2,879.04	71,097.51
0000330844	SR CONTRACT SPECIALIST	80,367.04	87,382.88	7,015.84	81,176.86	0.00	0.00	81,176.86
0000343524	*BUS OPERATOR	35,110.40	39,894.40	4,784.00	42,611.34	11,369.31	0.00	53,980.65
0000344670	*BUS OPERATOR	39,894.40	39,894.40	0.00	31,521.59	2,547.08	3,702.64	37,771.31

## MARTOC REPORT

EE NUMBER	TITLE	FY 20	FY 21	DIFFERENCE	REGULAR	OVERTIME	OTHER	TOTAL
		BASE SALARY	BASE SALARY	+/-	EARNINGS	EARNINGS	EARNINGS	EARNINGS
0000302744	GEN SUPT BUS MAINT	77,416.30	88,129.08	10,712.78	88,610.04	0.00	5,415.18	94,025.22
0000344900	*JOURNEYMAN BUS TECHNICIAN	47,320.00	51,771.20	4,451.20	52,390.72	241.33	225.00	52,857.05
0000327408	STRUCTURAL ENGINEER VI	95,604.34	95,604.34	0.00	95,605.10	0.00	0.00	95,605.10
0000320033	*JOURNEYMAN ET-RAIL CAR MAINT	54,537.60	56,180.80	1,643.20	57,419.88	335.50	2,601.88	60,357.26
0000343518	PROJECT MANAGER II	99,560.76	99,560.76	0.00	99,561.27	0.00	0.00	99,561.27
0000319667	*BUS OPERATOR	49,649.60	51,147.20	1,497.60	54,875.62	10,183.14	0.00	65,058.76
0000320893	*CUSTOMER INFORMATION OPERATOR	37,876.80	39,020.80	1,144.00	43,157.86	3,639.23	0.00	46,797.09
0000316073	TRANSIT POLICE MAJOR	99,022.04	108,924.40	9,902.36	107,092.62	0.00	11,806.50	118,899.12
0000331406	*BUS OPERATOR	49,649.60	51,147.20	1,497.60	56,100.13	17,562.93	0.00	73,663.06
0000338675	NETWORK OPERATIONS CENTER TECH	61,413.82	61,413.82	0.00	61,398.33	0.00	8,356.11	69,754.44
0000303358	*BUS OPERATOR	50,169.60	51,667.20	1,497.60	52,654.02	14,555.57	0.00	67,209.59
0000321525	(DATE LAST EMPLOYED 01-Apr-2021) SR REDUCED FARE REPRESENTATIVE	43,524.00	43,524.00	0.00	39,340.34	0.00	9,160.36	48,500.70
0000322673	(DATE LAST EMPLOYED 01-Jul-2021) SUPV RAIL LINE	62,608.00	62,608.00	0.00	67,680.73	15,697.50	1,926.40	85,304.63
0000339670	BUYER PLANNER II	61,413.82	61,413.82	0.00	61,414.09	0.00	0.00	61,414.09
0000337220	*JOURNEYMAN RAIL CAR MECHANIC	50,252.80	48,755.20	-1,497.60	55,276.77	353.11	225.00	55,854.88
0000344324	IT ASSET ANALYST	70,083.00	70,083.00	0.00	68,465.70	0.00	0.00	68,465.70
0000327975	*JOURNEYMAN SUPPORT EQUIPMENT	54,537.60	56,180.80	1,643.20	60,709.67	5,889.91	225.00	66,824.58
0000343784	*BUS OPERATOR	35,110.40	39,894.40	4,784.00	42,185.75	6,141.07	0.00	48,326.82
0000321772	*BUS OPERATOR	49,649.60	51,147.20	1,497.60	46,984.60	5,241.40	2,927.76	55,153.76
0000339599	*RAIL STATION CLEANER	33,945.60	34,964.80	1,019.20	33,185.24	1,775.79	2,838.40	37,799.43
0000331064	TRANSIT POLICE SERGEANT	62,192.00	64,708.80	2,516.80	49,692.92	9,156.03	9,482.34	68,331.29
0000322109	*SERVICEPERSON IV	40,622.40	41,849.60	1,227.20	45,213.10	10,115.43	0.00	55,328.53
0000321911	*JOURNEYMAN BUS TECHNICIAN	53,705.60	55,328.00	1,622.40	60,777.39	176.04	225.00	61,178.43
0000335353	*JOURNEYMAN ET-RAIL CAR MAINT	54,537.60	56,180.80	1,643.20	59,403.24	5,985.58	1,483.56	66,872.38
0000344993	*BUS OPERATOR	36,171.20	36,171.20	0.00	35,629.08	3,091.30	0.00	38,720.38
0000306387	*JOURNEYMAN ET-RAIL CAR MAINT	55,057.60	56,700.80	1,643.20	61,198.09	102.23	225.00	61,525.32
0000303591	INSTRUCTOR BUS TECHNICAL	57,948.80	57,948.80	0.00	61,699.54	4,973.01	2,228.80	68,901.35
0000320053	SR INFORMATION SYSTEMS ANALYST	91,186.94	91,186.94	0.00	76,958.95	0.00	2,805.77	79,764.72
0000317051	*ENCODER CLERK	37,876.80	39,020.80	1,144.00	39,035.15	0.00	0.00	39,035.15
0000316178	INFORMATION SYS ANALYST III	81,149.64	81,149.64	0.00	81,149.79	0.00	3,121.14	84,270.93
0000303162	*JOURNEYMAN RAIL CAR MECHANIC	55,057.60	56,700.80	1,643.20	63,047.76	0.00	225.00	63,272.76
0000332789	TRANSIT POLICE OFFICER SR	55,931.20	58,156.80	2,225.60	60,370.41	80.67	0.00	60,451.08
0000331372	TRANSIT POLICE OFFICER SR	55,931.20	58,156.80	2,225.60	59,671.30	1,587.30	3,613.40	64,872.00
0000341684	DIR VERTICAL TRANSPORTATION	132,355.08	132,355.08	0.00	132,355.34	0.00	5,429.96	137,785.30
0000333436	PORTFOLIO MANAGER II	92,234.48	92,234.48	0.00	92,234.65	0.00	6,621.98	98,856.63



**METROPOLITAN ATLANTA RAPID TRANSIT AUTHORITY (MARTA)**  
**MARTOC REPORT**

EE NUMBER	TITLE	FY 20 BASE SALARY	FY 21 BASE SALARY	DIFFERENCE +/-	REGULAR EARNINGS	OVERTIME EARNINGS	OTHER EARNINGS	TOTAL EARNINGS
0000306645	TRANSIT POLICE OFFICER SPECIAL	62,878.40	62,878.40	0.00	67,149.29	11,585.70	9,069.00	87,803.99
0000340529	*STATION AGENT	37,211.20	41,600.00	4,388.80	42,792.34	5,976.39	0.00	48,768.73
0000310324	*BUS OPERATOR	35,110.40	39,894.40	4,784.00	42,684.19	5,254.81	1,196.16	49,135.16
0000340456	*BUS OPERATOR	38,729.60	43,659.20	4,929.60	43,262.22	5,000.95	3,046.28	51,309.45
0000305400	GEN FOREMAN BLDGS & GROUNDS (DATE LAST EMPLOYED 01-Dec-2020)	82,948.58	82,948.58	0.00	34,395.84	0.00	8,294.87	42,690.71
0000333673	*BUS OPERATOR (DATE LAST EMPLOYED 09-Feb-2021)	49,649.60	49,649.60	0.00	21,439.35	44.76	795.11	22,279.22
0000315785	TRANSIT POLICE LIEUTENANT	88,628.80	88,628.80	0.00	92,128.81	202.41	6,391.50	98,722.72
0000335991	BUILDING MAINT SPEC II	55,968.64	55,968.64	0.00	55,753.67	0.00	215.27	55,968.94
0000318195	*SERVICEPERSON IV	40,622.40	41,849.60	1,227.20	45,599.80	3,058.78	0.00	48,658.58
0000304093	*SERVICEPERSON I (A)	38,542.40	40,248.00	1,705.60	43,095.88	8,175.03	0.00	51,270.91
0000342726	TRANSIT POLICE OFFICER SR	42,515.20	45,947.20	3,432.00	47,027.95	5,687.09	0.00	52,715.04
0000342754	SUPV COMMUNICATIONS	51,542.40	51,542.40	0.00	55,240.64	2,893.07	2,242.59	60,376.30
0000344196	*JOURNEYMAN ET-RAIL CAR MAINT	51,272.00	53,227.20	1,955.20	57,195.25	12,104.93	450.00	69,750.18
0000305261	MGR HUMAN RESOURCES INFO SYS	90,673.70	98,840.04	8,166.34	96,547.26	0.00	3,801.54	100,348.80
0000329150	TRANSIT POLICE LIEUTENANT	70,366.40	73,195.20	2,828.80	76,955.90	244.30	0.00	77,200.20
0000321910	*JOURNEYMAN RAIL CAR MECHANIC	54,537.60	56,180.80	1,643.20	58,772.62	3,518.28	225.00	62,515.90
0000328795	*STATION AGENT	40,372.80	45,760.00	5,387.20	49,510.88	338.25	0.00	49,849.13
0000321075	*BUS OPERATOR	46,030.40	51,147.20	5,116.80	32,797.87	3,694.79	2,804.44	39,297.10
0000304859	*PT BUS OPERATOR	0.00	0.00	0.00	25,169.48	0.00	0.00	25,169.48
0000321944	SYSTEM SAFETY COORDINATOR	82,867.20	90,000.04	7,132.84	86,892.78	1,341.84	10,548.32	98,782.94
0000304988	*JOURNEYMAN BUS TECHNICIAN	54,225.60	55,848.00	1,622.40	64,356.04	16,767.75	225.00	81,348.79
0000305157	*BUS OPERATOR (DATE LAST EMPLOYED 01-Feb-2021)	50,169.60	50,169.60	0.00	30,382.08	96.61	2,701.44	33,180.13
0000302869	*BUS OPERATOR	50,169.60	51,667.20	1,497.60	49,120.93	6,871.73	0.00	55,992.66
0000344989	MGR CREATIVE SVCS/SR DESIGNER	91,000.26	91,000.26	0.00	91,000.39	0.00	0.00	91,000.39
0000320690	*BUS OPERATOR	49,649.60	51,147.20	1,497.60	55,471.50	11,779.22	0.00	67,250.72
0000344701	*JOURNEYMAN ELEC POWER ELECT (DATE LAST EMPLOYED 30-Oct-2020)	47,320.00	47,320.00	0.00	17,911.99	2,951.83	0.00	20,863.82
0000335736	*BUS OPERATOR (DATE LAST EMPLOYED 10-Nov-2020)	49,649.60	49,649.60	0.00	19,208.98	1,876.94	763.84	21,849.76
0000303473	*JOURNEYMAN AA BUS TECHNICIAN	52,998.40	54,766.40	1,768.00	31,176.00	0.00	225.00	31,401.00
0000337998	*JOURNEYMAN ELEC POWER ELECT	54,537.60	56,180.80	1,643.20	62,297.15	14,631.26	225.00	77,153.41
0000317433	DATABASE ADMINISTRATOR III	85,698.86	85,698.86	0.00	85,698.92	0.00	7,458.01	93,156.93
0000324245	*SERVICEPERSON I	38,022.40	39,166.40	1,144.00	39,488.76	471.29	3,036.55	42,996.60
0000320362	*RAIL STATION CLEANER (DATE LAST EMPLOYED 07-Jul-2021)	33,945.60	34,964.80	1,019.20	40,477.32	5,206.95	0.00	45,684.27
0000331998	CONTRACT PROFESSIONAL	0.00	0.00	0.00	175,898.25	0.00	0.00	175,898.25
0000335209	*BUS OPERATOR	49,649.60	51,147.20	1,497.60	40,545.24	2,285.13	3,387.88	46,218.25

METROPOLITAN ATLANTA RAPID TRANSIT AUTHORITY (MARTA)  
MARTOC REPORT

EE NUMBER	TITLE	FY 20 BASE SALARY	FY 21 BASE SALARY	DIFFERENCE +/-	REGULAR EARNINGS	OVERTIME EARNINGS	OTHER EARNINGS	TOTAL EARNINGS
0000322855	*JOURNEYMAN ELEC POWER ELECT	54,537.60	56,180.80	1,643.20	62,120.22	47,041.65	225.00	109,386.87
0000338516	TRANSIT POLICE OFFICER SR	51,708.80	53,768.00	2,059.20	54,753.52	14,991.18	3,729.00	73,473.70
0000329037	ARCHITECT IV	75,061.74	75,061.74	0.00	65,823.84	0.00	9,238.40	75,062.24
0000335221	*JOURNEYMAN SUPPORT EQUIPMENT	54,537.60	56,180.80	1,643.20	58,787.15	1,757.79	225.00	60,769.94
0000315409	ELECTRICAL ENGINEER VI	94,794.44	94,794.44	0.00	94,795.17	0.00	13,685.43	108,480.60
0000304325	*JOURNEYMAN SUPPORT EQUIPMENT	55,057.60	56,700.80	1,643.20	63,607.98	9,406.89	225.00	73,239.87
0000322344	MGR CIP MGMT OVERSIGHT	107,048.76	107,048.76	0.00	107,048.84	0.00	5,489.68	112,538.52
0000321021	*BUS OPERATOR	49,649.60	51,147.20	1,497.60	56,474.97	17,026.09	0.00	73,501.06
0000303209	SUPV STATION CARE	44,928.00	58,968.00	14,040.00	52,301.20	8,412.41	0.00	60,713.61
0000334703	HR INFORMATION SYSTEMS SPEC II	46,000.50	46,000.50	0.00	46,000.62	0.00	0.00	46,000.62
0000317403	MGR FINANCIAL SYSTEMS	118,874.60	130,762.06	11,887.46	112,930.87	0.00	10,759.68	123,690.55
0000325498	TRANSIT POLICE OFFICER SPECIAL (DATE LAST EMPLOYED 13-Nov-2020)	62,878.40	62,878.40	0.00	17,533.40	90.69	4,675.68	22,299.77
0000329425	LD BREEZE CARD FULFILLMENT AGT	36,894.00	36,894.00	0.00	36,118.28	0.00	2,270.40	38,388.68
0000303697	*STATION AGENT	44,928.00	46,280.00	1,352.00	52,333.20	9,590.33	0.00	61,923.53
0000326462	TRANSIT POLICE SERGEANT	69,971.20	72,758.40	2,787.20	73,308.18	10,773.21	5,046.00	89,127.39
0000302922	*JOURNEYMAN AA BUS TECHNICIAN	55,057.60	56,700.80	1,643.20	25,167.47	347.57	225.00	25,740.04
0000306062	*JOURNEYMAN ET-RAIL CAR MAINT	55,057.60	56,700.80	1,643.20	66,347.18	7,473.43	225.00	74,045.61
0000304124	SUPT REVENUE COLLECTIONS (DATE LAST EMPLOYED 01-Jan-2021)	73,804.38	73,804.38	0.00	31,414.26	0.00	23,460.48	54,874.74
0000320740	*BUS OPERATOR	49,649.60	51,147.20	1,497.60	42,740.18	10,134.03	0.00	52,874.21
0000329020	*BUS OPERATOR	49,649.60	51,147.20	1,497.60	48,495.38	5,654.51	4,866.16	59,016.05
0000304937	*BUS OPERATOR	49,649.60	51,667.20	2,017.60	57,513.77	22,190.15	0.00	79,703.92
0000332200	*JOURNEYMAN RAIL CAR MECHANIC	47,320.00	53,227.20	5,907.20	55,440.95	1,904.07	225.00	57,570.02
0000302139	AUDITOR III (DATE LAST EMPLOYED 01-Jan-2021)	69,929.34	69,929.34	0.00	33,619.94	0.00	7,943.27	41,563.21
0000315982	*BUS OPERATOR	49,649.60	51,147.20	1,497.60	51,511.06	280.67	2,518.62	54,310.35
0000321575	DIVISION DISPATCHER	62,379.20	62,379.20	0.00	66,359.04	6,067.00	8,697.10	81,123.14
0000304957	GEN SUPT RAIL CAR MAINTENANCE	92,955.20	92,955.20	0.00	96,455.45	0.00	15,254.20	111,709.65
0000345208	CJIT-CALL TAKER (DATE LAST EMPLOYED 09-Dec-2020)	39,707.20	39,707.20	0.00	18,173.68	229.08	2,138.08	20,540.84
0000330930	TRANSIT POLICE OFFICER SPECIAL	58,156.80	60,465.60	2,308.80	64,225.67	11,195.63	2,616.30	78,037.60
0000303733	*BUS OPERATOR	50,169.60	51,667.20	1,497.60	53,737.22	8,058.06	1,157.76	62,953.04
0000334031	*BUS OPERATOR	49,649.60	51,147.20	1,497.60	29,482.45	6,356.49	0.00	35,838.94
0000309665	*BUS OPERATOR	46,030.40	51,147.20	5,116.80	47,114.63	3,963.91	3,288.94	54,367.48
0000341339	*BUS OPERATOR	38,729.60	43,659.20	4,929.60	45,551.33	16,187.73	1,080.64	62,819.70
0000343403	*BUS OPERATOR	35,110.40	39,894.40	4,784.00	43,392.61	11,285.20	0.00	54,677.81
0000331936	SUPV RAIL LINE	58,968.00	58,968.00	0.00	62,595.58	5,797.61	8,315.91	76,709.10

**METROPOLITAN ATLANTA RAPID TRANSIT AUTHORITY (MARTA)**  
**MARTOC REPORT**

EE NUMBER	TITLE	FY 20 BASE SALARY	FY 21 BASE SALARY	DIFFERENCE +/-	REGULAR EARNINGS	OVERTIME EARNINGS	OTHER EARNINGS	TOTAL EARNINGS
0000344758	*JOURNEYMAN BUS TECHNICIAN	47,320.00	51,771.20	4,451.20	52,580.95	2,598.01	225.00	55,403.96
0000302108	*BUS OPERATOR	50,169.60	51,667.20	1,497.60	59,398.19	19,610.52	0.00	79,008.71
0000344093	*HOSTLER JUNIOR APPRENTICE	36,649.60	41,849.60	5,200.00	43,681.17	11,031.93	0.00	54,713.10
0000342816	RADIO COMMUNICATIONS ENGINEER	82,408.56	82,408.56	0.00	83,056.11	0.00	2,852.64	85,908.75
0000303768	SUPV BUS TRANSPORTATION	62,441.60	62,441.60	0.00	66,016.65	2,041.41	9,606.40	77,664.46
0000324724	*JOURNEYMAN ET-TRAIN CONTROL	54,537.60	56,180.80	1,643.20	65,800.29	39,047.71	225.00	105,073.00
0000321952	*BUS OPERATOR	49,649.60	51,147.20	1,497.60	31,734.19	9,766.16	2,140.88	43,641.23
0000324509	*SERVICEPERSON V (DATE LAST EMPLOYED 07-Jul-2021)	49,275.20	50,960.00	1,684.80	51,366.47	3,402.92	0.00	54,769.39
0000340781	*CUSTODIAN LIGHT RAIL OPS	33,945.60	34,964.80	1,019.20	38,631.57	7,244.81	0.00	45,876.38
0000307077	DIVISION DISPATCHER	62,441.60	62,441.60	0.00	66,174.26	3,212.15	4,503.00	73,889.41
0000305907	MGR CONSTRUCTION PROJECTS	84,964.36	84,964.36	0.00	88,137.84	0.00	8,169.68	96,307.52
0000334256	SR CONTRACT SPECIALIST	87,383.14	87,383.14	0.00	87,383.40	0.00	4,033.08	91,416.48
0000320827	*REPROGRAPHICS SPEC II	39,145.60	40,331.20	1,185.60	41,791.74	0.00	0.00	41,791.74
0000342115	*JOURNEYMAN BUS TECHNICIAN	50,752.00	53,060.80	2,308.80	56,084.99	4,144.58	1,449.48	61,679.05
0000302364	*JOURNEYMAN AA BUS TECHNICIAN	55,057.60	56,700.80	1,643.20	59,969.73	5,383.15	1,751.56	67,104.44
0000319374	TRANSIT POLICE MAJOR	96,624.58	106,287.22	9,662.64	104,584.51	0.00	13,294.60	117,879.11
0000334278	ELEV ESCALATOR SAFE INSPEC II	73,008.00	73,008.00	0.00	77,369.12	4,137.12	5,990.40	87,496.64
0000338623	SUPV BUS MAINTENANCE	54,537.60	57,262.40	2,724.80	61,744.48	14,726.22	0.00	76,470.70
0000338874	*JOURNEYMAN ET-RADIO MAINT	54,537.60	56,180.80	1,643.20	60,594.98	42,076.62	225.00	102,896.60
0000338333	DIR TECH INFRASTRUCTURE & PROD	152,406.02	152,406.02	0.00	152,406.17	0.00	0.00	152,406.17
0000345629	*JOURNEYMAN ET-RADIO MAINT	48,755.20	48,755.20	0.00	29,162.48	281.28	0.00	29,443.76
0000306598	*BUS OPERATOR	49,649.60	51,667.20	2,017.60	55,447.24	10,806.99	0.00	66,254.23
0000322678	TRANSIT POLICE OFFICER SR	60,465.60	60,465.60	0.00	58,791.14	610.47	14,186.16	73,587.77
0000302876	QA ENGINEER (DATE LAST EMPLOYED 01-Oct-2020)	81,822.78	81,822.78	0.00	22,029.34	0.00	7,106.00	29,135.34
0000321016	*SERVICEPERSON I (A)	38,563.20	39,728.00	1,164.80	33,466.39	2,718.43	0.00	36,184.82
0000341497	TRANSIT POLICE OFFICER SR	45,947.20	49,691.20	3,744.00	53,859.52	13,562.85	4,539.10	71,961.47
0000344750	*BUS OPERATOR	36,171.20	36,171.20	0.00	33,772.61	4,390.47	0.00	38,163.08
0000322112	*BUS OPERATOR	49,649.60	51,147.20	1,497.60	52,853.11	5,492.69	1,359.76	59,705.56
0000302715	SUPV BUS TRANSPORTATION	62,441.60	62,441.60	0.00	63,538.50	8,645.76	8,776.05	80,960.31
0000331996	DIVISION DISPATCHER	62,441.60	68,685.76	6,244.16	67,322.52	5,433.62	6,289.19	79,045.33
0000302317	*BUS OPERATOR	50,169.60	51,667.20	1,497.60	65,939.57	32,446.12	0.00	98,385.69
0000335293	*JOURNEYMAN ET-RAIL CAR MAINT	54,537.60	56,180.80	1,643.20	59,789.42	2,695.07	225.00	62,709.49
0000335298	*JOURNEYMAN ET-RAIL CAR MAINT	54,537.60	56,180.80	1,643.20	53,636.59	1,129.69	225.00	54,991.28
0000302778	SUPV TECH SUPPORT SVCS CENTR (DATE LAST EMPLOYED 01-Nov-2020)	77,812.02	77,812.02	0.00	28,431.41	0.00	0.00	28,431.41

## MARTOC REPORT

EE NUMBER	TITLE	FY 20	FY 21	DIFFERENCE	REGULAR	OVERTIME	OTHER	TOTAL
		BASE SALARY	BASE SALARY	+/-	EARNINGS	EARNINGS	EARNINGS	EARNINGS
0000344531	*SERVICEPERSON I	28,704.00	35,484.80	6,780.80	34,457.20	4,424.29	1,028.80	39,910.29
0000332902	*RAIL OPERATOR	49,649.60	51,147.20	1,497.60	48,605.55	7,520.27	4,588.41	60,714.23
0000327458	SUPV BUS TRANSPORTATION	49,649.60	58,843.20	9,193.60	58,407.37	2,161.63	2,645.12	63,214.12
0000344925	*BUS OPERATOR	36,171.20	36,171.20	0.00	34,383.06	3,105.52	0.00	37,488.58
0000332183	GEN FOREMAN BLDGS & GROUNDS	59,476.56	69,933.76	10,457.20	64,281.16	0.00	0.00	64,281.16
0000344486	PROJECT MANAGER II	99,560.76	99,560.76	0.00	99,561.50	0.00	0.00	99,561.50
0000342229	*BUS OPERATOR	38,729.60	43,659.20	4,929.60	44,063.93	4,703.07	0.00	48,767.00
0000320298	*BUS OPERATOR	49,649.60	51,147.20	1,497.60	46,565.08	1,463.97	2,845.56	50,874.61
0000344874	*JOURNEYMAN BUS TECHNICIAN	47,320.00	51,771.20	4,451.20	51,677.06	312.26	225.00	52,214.32
0000344308	*SERVICEPERSON IV	36,649.60	41,849.60	5,200.00	46,421.86	8,129.31	0.00	54,551.17
0000321410	*BUS OPERATOR	49,649.60	51,147.20	1,497.60	60,532.96	28,291.40	196.72	89,021.08
0000342973	*BUS OPERATOR (DATE LAST EMPLOYED 15-Jan-2021)	35,110.40	38,729.60	3,619.20	17,271.88	820.94	4,886.89	22,979.71
0000303508	MGR HUMAN RESOURCES INFO SYS (DATE LAST EMPLOYED 01-Oct-2020)	98,494.50	98,494.50	0.00	28,916.19	0.00	10,103.52	39,019.71
0000305515	*BUS OPERATOR	50,169.60	51,667.20	1,497.60	57,276.11	37,683.12	0.00	94,959.23
0000330749	SUPV BUS TRANSPORTATION	58,843.20	58,843.20	0.00	64,147.47	7,048.35	3,995.28	75,191.10
0000318891	*SERVICEPERSON IV	40,622.40	41,849.60	1,227.20	44,537.61	560.60	0.00	45,098.21
0000302712	*BUS OPERATOR	50,169.60	51,667.20	1,497.60	56,120.32	14,779.70	0.00	70,900.02
0000343190	COMMUNICATIONS COORD IOC	38,746.50	45,593.60	6,847.10	43,651.30	212.63	3,167.23	47,031.16
0000339171	*JOURNEYMAN BUS TECHNICIAN	51,500.80	53,518.40	2,017.60	49,602.40	3,328.19	1,899.04	54,829.63
0000331993	*RAIL OPERATOR	49,649.60	51,147.20	1,497.60	55,603.43	7,765.95	0.00	63,369.38
0000302206	SUPT CONTROL CENTER (DATE LAST EMPLOYED 01-Jul-2021)	93,100.02	93,100.02	0.00	93,019.40	0.00	6,517.02	99,536.42
0000344107	*BUS OPERATOR	35,110.40	39,894.40	4,784.00	42,111.52	5,562.20	0.00	47,673.72
0000337230	*BUS OPERATOR	46,030.40	51,147.20	5,116.80	46,818.41	1,521.19	3,612.99	51,952.59
0000323717	*RAIL STATION CLEANER	33,945.60	34,964.80	1,019.20	39,099.45	31,666.38	0.00	70,765.83
0000303742	*JOURNEYMAN RAIL CAR MECHANIC (DATE LAST EMPLOYED 01-May-2021)	55,057.60	56,700.80	1,643.20	34,438.33	0.00	11,133.00	45,571.33
0000304883	*BUS OPERATOR	49,649.60	51,147.20	1,497.60	55,142.56	20,234.74	3,876.80	79,254.10
0000307079	SUPV BUS TRANSPORTATION	49,649.60	58,843.20	9,193.60	61,779.28	32,547.82	0.00	94,327.10
0000303520	MAINTENANCE PLANNER BUS	61,692.80	61,692.80	0.00	66,497.84	11,330.12	0.00	77,827.96
0000333961	*JOURNEYMAN BODY REPAIR	54,537.60	56,180.80	1,643.20	58,550.62	1,431.89	225.00	60,207.51
0000305265	*REVENUE AGENT	46,550.40	49,420.80	2,870.40	46,411.56	570.24	0.00	46,981.80
0000344245	TRANSIT POLICE OFFICER	44,200.00	45,947.20	1,747.20	49,604.47	3,877.78	1,700.00	55,182.25
0000323587	*BUS OPERATOR	38,729.60	43,659.20	4,929.60	37,503.30	8,639.73	3,701.94	49,844.97
0000338088	*JOURNEYMAN BUS TECHNICIAN	51,958.40	55,328.00	3,369.60	59,094.51	24,465.06	1,927.40	85,486.97
0000311004	MGR ENGRG REL & RAIL CAR REHAB	110,516.12	110,516.12	0.00	33,783.88	0.00	0.00	33,783.88

## MARTOC REPORT

EE NUMBER	TITLE	FY 20	FY 21	DIFFERENCE	REGULAR	OVERTIME	OTHER	TOTAL
		BASE SALARY	BASE SALARY	+/-	EARNINGS	EARNINGS	EARNINGS	EARNINGS
0000339749	*BUS OPERATOR	42,369.60	47,424.00	5,054.40	23,650.14	5,456.80	0.00	29,106.94
0000323905	SR LABOR RELATIONS SPECIALIST	95,641.26	87,177.22	-8,464.04	95,788.10	0.00	7,031.49	102,819.59
0000342312	*SERVICEPERSON I	38,022.40	39,166.40	1,144.00	41,438.33	603.38	0.00	42,041.71
0000304115	PARKING SERVICES REP	26,091.00	26,091.00	0.00	24,055.04	446.56	6,322.05	30,823.65
0000321940	TRANSIT POLICE OFFICER SR	60,465.60	60,465.60	0.00	66,930.74	40,400.07	6,831.45	114,162.26
0000334711	*BUS OPERATOR	49,649.60	51,147.20	1,497.60	55,685.93	6,194.84	393.44	62,274.21
0000341418	CJIT-CALL TAKER	39,707.20	39,707.20	0.00	43,907.86	3,307.36	1,851.73	49,066.95
0000318191	SUPV COMMUNICATIONS	53,435.20	53,435.20	0.00	57,320.55	507.39	3,981.95	61,809.89
0000302213	*JOURNEYMAN RAIL CAR MECHANIC (DATE LAST EMPLOYED 01-May-2021)	55,057.60	56,700.80	1,643.20	54,349.78	2,402.45	225.00	56,977.23
0000302722	*MATERIAL CONTROLLER	50,606.40	52,124.80	1,518.40	56,492.16	37.59	0.00	56,529.75
0000343296	*BUS OPERATOR	35,110.40	39,894.40	4,784.00	42,343.52	4,418.52	2,180.71	48,942.75
0000342235	*PT BUS OPERATOR	0.00	0.00	0.00	25,131.97	0.00	0.00	25,131.97
0000306546	MGR QUALITY ASSURANCE	93,341.30	101,218.52	7,877.22	103,510.41	0.00	13,703.46	117,213.87
0000344646	RAIL SERVICES CONTROLLER	45,593.60	71,552.00	25,958.40	60,076.00	0.00	0.00	60,076.00
0000341567	*BUS OPERATOR	38,729.60	43,659.20	4,929.60	46,149.10	4,389.65	0.00	50,538.75
0000305863	CERTIFICATION ANALYST	72,911.28	72,911.28	0.00	72,911.44	0.00	7,066.82	79,978.26
0000322546	*BUS OPERATOR	49,649.60	51,147.20	1,497.60	53,906.63	6,366.59	1,852.00	62,125.22
0000337669	*BUS OPERATOR	46,030.40	51,147.20	5,116.80	36,047.98	3,522.68	2,350.76	41,921.42
0000334958	*JOURNEYMAN PAINTER	54,537.60	56,180.80	1,643.20	51,031.39	1,643.47	225.00	52,899.86
0000321824	*SERVICEPERSON I (A)	38,563.20	39,728.00	1,164.80	26,274.58	0.00	0.00	26,274.58
0000328472	*JOURNEYMAN BUS TECHNICIAN	53,705.60	55,328.00	1,622.40	52,700.57	78.63	2,703.72	55,482.92
0000335382	*SERVICEPERSON IV	40,622.40	41,849.60	1,227.20	46,701.56	9,848.10	0.00	56,549.66
0000304089	MAINTENANCE PLANNER BUS	62,296.00	62,296.00	0.00	66,215.30	9,703.80	3,234.60	79,153.70
0000345070	*JOURNEYMAN AA BUS TECHNICIAN	47,320.00	54,059.20	6,739.20	49,545.23	5,022.25	225.00	54,792.48
0000303382	*SERVICEPERSON I	38,542.40	39,686.40	1,144.00	41,067.65	1,206.28	1,808.20	44,082.13
0000305545	*BUS OPERATOR	50,169.60	51,667.20	1,497.60	63,008.03	37,475.59	0.00	100,483.62
0000330761	CONTRACT EMP PT POLICE OFFICER (DATE LAST EMPLOYED 30-Mar-2021)	0.00	0.00	0.00	36,487.75	1,293.95	0.00	37,781.70
0000344452	*JOURNEYMAN BUS TECHNICIAN	47,320.00	52,291.20	4,971.20	54,459.48	1,941.44	225.00	56,625.92
0000341614	*BUS OPERATOR	38,729.60	43,659.20	4,929.60	45,760.16	15,210.74	0.00	60,970.90
0000338783	SECURITY TECHNICIAN	37,960.00	37,960.00	0.00	37,814.00	0.00	2,737.50	40,551.50
0000342763	TRANSIT POLICE OFFICER SR	44,200.00	47,798.40	3,598.40	47,817.71	11,768.98	1,317.50	60,904.19
0000333771	SUPV BUS TRANSPORTATION	58,843.20	58,843.20	0.00	63,517.25	13,176.10	5,092.20	81,785.55
0000303141	MGR SVC PLANNING & SCHEDULING	100,940.32	100,940.32	0.00	100,940.61	0.00	7,894.08	108,834.69
0000338820	*BUS OPERATOR	42,369.60	47,424.00	5,054.40	50,108.00	6,016.35	0.00	56,124.35
0000302594	BUSINESS ANALYST III	64,715.04	88,036.00	23,320.96	75,568.38	0.00	7,477.37	83,045.75

METROPOLITAN ATLANTA RAPID TRANSIT AUTHORITY (MARTA)  
MARTOC REPORT

EE NUMBER	TITLE	FY 20 BASE SALARY	FY 21 BASE SALARY	DIFFERENCE +/-	REGULAR EARNINGS	OVERTIME EARNINGS	OTHER EARNINGS	TOTAL EARNINGS
0000342685	IT BUSINESS ANALYST III	82,080.44	82,080.44	0.00	82,080.56	0.00	0.00	82,080.56
0000343219	*BUS OPERATOR	35,110.40	39,894.40	4,784.00	44,272.41	25,568.19	270.08	70,110.68
0000305999	CONTRACT EMP PT POLICE OFFICER	0.00	0.00	0.00	48,279.25	1,004.27	0.00	49,283.52
0000333517	*MATERIAL CONTROLLER	40,622.40	45,780.80	5,158.40	43,809.15	1,595.88	0.00	45,405.03
0000304140	*JOURNEYMAN ELEC POWER ELECT	55,057.60	56,700.80	1,643.20	59,894.36	2,219.51	225.00	62,338.87
0000322239	*BUS OPERATOR	49,649.60	51,147.20	1,497.60	46,662.68	11,879.36	4,081.24	62,623.28
0000319668	*BUS OPERATOR	49,649.60	51,147.20	1,497.60	56,318.53	16,131.65	0.00	72,450.18
0000323623	*BUS OPERATOR	49,649.60	51,147.20	1,497.60	56,593.27	16,536.40	0.00	73,129.67
0000342910	*JOURNEYMAN BUS TECHNICIAN	50,252.80	52,291.20	2,038.40	57,206.52	16,862.64	225.00	74,294.16
0000343695	*BUS OPERATOR	35,110.40	41,163.20	6,052.80	43,711.44	10,933.02	0.00	54,644.46
0000306122	*JOURNEYMAN RAIL CAR MECHANIC	55,057.60	56,700.80	1,643.20	61,383.59	0.00	225.00	61,608.59
0000306123	*SERVICEPERSON I	38,542.40	39,686.40	1,144.00	46,633.15	9,152.57	0.00	55,785.72
0000342741	*BUS OPERATOR	38,729.60	43,659.20	4,929.60	45,182.68	30,028.70	0.00	75,211.38
0000327734	SAFETY OPERATIONAL OFFICER	62,379.20	72,774.00	10,394.80	73,864.36	89.97	1,135.60	75,089.93
0000334850	*BUS OPERATOR	49,649.60	51,147.20	1,497.60	53,920.89	7,932.02	0.00	61,852.91
0000344409	ART IN TRANSIT COORD	64,632.88	64,632.88	0.00	64,633.15	0.00	0.00	64,633.15
0000331466	SUPV BUS TRANSPORTATION	49,649.60	56,576.00	6,926.40	56,845.41	23,345.35	0.00	80,190.76
0000335308	*BUS OPERATOR	49,649.60	51,147.20	1,497.60	44,200.75	2,834.55	0.00	47,035.30
0000344089	*JOURNEYMAN BUS TECHNICIAN	47,320.00	52,291.20	4,971.20	54,700.93	1,400.82	225.00	56,326.75
0000335143	TRANSIT POLICE OFFICER SR	55,931.20	58,156.80	2,225.60	59,982.00	30.26	1,075.60	61,087.86
0000302825	*BUS OPERATOR	42,369.60	43,659.20	1,289.60	25,379.40	1,988.05	325.92	27,693.37
0000319204	RESIDENT ENGINEER	98,600.58	98,600.58	0.00	102,100.71	0.00	0.00	102,100.71
0000333474	ELEV ESCALATOR SAFE INSPEC II	68,133.00	68,133.00	0.00	71,633.00	1,921.70	4,192.80	77,747.50
0000344346	*PT BUS OPERATOR	0.00	0.00	0.00	22,803.89	0.00	0.00	22,803.89
0000332674	*RAIL STATION CLEANER	33,945.60	34,964.80	1,019.20	20,284.83	881.28	1,368.57	22,534.68
0000342761	SR RECRUITER	65,000.00	65,000.00	0.00	64,983.51	0.00	1,155.34	66,138.85
0000328638	*BUS OPERATOR	49,649.60	51,147.20	1,497.60	47,590.04	3,632.57	2,230.60	53,453.21
0000337873	*BUS OPERATOR	46,030.40	51,147.20	5,116.80	49,249.16	2,545.57	2,982.27	54,777.00
0000304996	*JOURNEYMAN RAIL CAR MECHANIC	55,057.60	56,700.80	1,643.20	71,567.00	16,684.11	225.00	88,476.11
0000306099	*JOURNEYMAN RAIL CAR MECHANIC	55,057.60	56,700.80	1,643.20	63,013.76	7,585.15	225.00	70,823.91
0000332735	TRANSIT POLICE SERGEANT	58,156.80	62,192.00	4,035.20	63,494.80	8,246.29	1,553.04	73,294.13
0000320317	*INFORMATION SYSTEMS REC CLERK	37,876.80	39,020.80	1,144.00	44,610.66	-1,119.09	0.00	43,491.57
0000335560	*RAIL STATION CLEANER	33,945.60	34,964.80	1,019.20	38,009.76	0.00	0.00	38,009.76
0000339799	*JOURNEYMAN BUS TECHNICIAN	51,500.80	53,227.20	1,726.40	47,231.71	6,608.68	5,378.04	59,218.43

## MARTOC REPORT

EE NUMBER	TITLE	FY 20	FY 21	DIFFERENCE	REGULAR	OVERTIME	OTHER	TOTAL
		BASE SALARY	BASE SALARY	+/-	EARNINGS	EARNINGS	EARNINGS	EARNINGS
0000341471	*BUS OPERATOR	38,729.60	43,659.20	4,929.60	44,210.55	7,609.35	2,350.88	54,170.78
0000320999	AUDITOR III	74,103.64	74,103.64	0.00	74,103.92	0.00	0.00	74,103.92
0000337180	SUPT LIGHT RAIL TRANSPORTATION	73,350.42	73,350.42	0.00	74,029.39	0.00	2,821.20	76,850.59
0000324192	ELEV ESCALATOR SAFE INSPEC II (DATE LAST EMPLOYED 10-Jun-2021)	80,203.50	80,203.50	0.00	66,311.67	1,727.46	12,551.34	80,590.47
0000303583	CONTRACT PROFESSIONAL (DATE LAST EMPLOYED 16-Apr-2021)	77,551.50	77,551.50	0.00	29,429.82	0.00	0.00	29,429.82
0000323983	CONTRACT EMP PT POLICE OFFICER	33,475.00	33,475.00	0.00	25,696.50	3,746.63	0.00	29,443.13
0000305792	CONTRACT EMP PT POLICE OFFICER	0.00	0.00	0.00	41,223.75	5,195.08	0.00	46,418.83
0000339830	*RAIL STATION CLEANER	33,945.60	34,964.80	1,019.20	35,967.79	465.86	369.82	36,803.47
0000305677	FIELD INSPECTOR II	57,681.00	57,681.00	0.00	62,024.03	13,059.57	3,697.50	78,781.10
0000344319	SUPV CAR REPAIR INSPECTION	58,968.00	58,968.00	0.00	62,184.50	907.20	0.00	63,091.70
0000305270	DISPATCHER RADIO COMMUNICATION	58,448.00	58,448.00	0.00	55,969.74	1,152.13	6,392.75	63,514.62
0000332366	TRANSIT POLICE OFFICER SR	58,156.80	60,465.60	2,308.80	62,216.61	20,387.89	2,859.93	85,464.43
0000334488	*BUS OPERATOR	49,649.60	51,147.20	1,497.60	48,836.75	10,278.56	4,208.92	63,324.23
0000303172	CONTRACT EMP PT POLICE OFFICER	33,475.00	33,475.00	0.00	26,984.00	0.00	0.00	26,984.00
0000341492	TRANSIT POLICE OFFICER SR	42,515.20	45,947.20	3,432.00	46,325.25	10,171.11	3,137.32	59,633.68
0000305283	*JOURNEYMAN RAIL CAR MECHANIC	55,057.60	56,700.80	1,643.20	62,055.68	0.00	225.00	62,280.68
0000324754	IT QUALITY ASSURANCE ENGINEER	86,338.98	86,338.98	0.00	86,339.11	0.00	0.00	86,339.11
0000343441	PROJECT MANAGER II	99,560.76	99,560.76	0.00	99,561.22	0.00	0.00	99,561.22
0000325878	*STATION AGENT	44,408.00	45,760.00	1,352.00	50,141.00	1,845.51	0.00	51,986.51
0000302872	*JOURNEYMAN RAIL CAR MECHANIC	55,057.60	56,700.80	1,643.20	62,008.28	8,893.01	225.00	71,126.29
0000319809	*JOURNEYMAN ET-RAIL CAR MAINT	52,832.00	56,180.80	3,348.80	62,111.14	13,304.52	225.00	75,640.66
0000343268	*BUS OPERATOR	35,110.40	39,894.40	4,784.00	42,031.86	2,859.14	0.00	44,891.00
0000323169	*BUS OPERATOR	49,649.60	51,147.20	1,497.60	45,317.77	2,495.04	3,876.80	51,689.61
0000303208	MOBILITY MAINTENANCE FIELD INS	66,201.46	63,980.80	-2,220.66	69,360.13	0.00	5,622.21	74,982.34
0000315251	*BUS OPERATOR	49,649.60	51,147.20	1,497.60	53,818.67	13,487.35	2,198.86	69,504.88
0000317857	*JOURNEYMAN ET-TELEPHONE MAINT	54,537.60	56,180.80	1,643.20	59,437.05	6,811.81	225.00	66,473.86
0000344538	*RAIL STATION CLEANER	28,704.00	33,092.80	4,388.80	34,092.94	6,771.15	489.44	41,353.53
0000335646	*JOURNEYMAN AA BUS TECHNICIAN (DATE LAST EMPLOYED 03-Jun-2021)	53,705.60	56,180.80	2,475.20	56,912.23	6,748.44	225.00	63,885.67
0000302610	IT ASSET ANALYST	84,786.00	84,786.00	0.00	82,503.30	0.00	0.00	82,503.30
0000302080	RAIL SERVICES CONTROLLER (DATE LAST EMPLOYED 01-Aug-2021)	86,632.00	86,632.00	0.00	90,205.03	15,578.16	15,410.50	121,193.69
0000335581	FRAUD ANALYST	81,037.06	81,037.06	0.00	81,037.32	0.00	0.00	81,037.32
0000321898	*BUS OPERATOR	49,649.60	51,147.20	1,497.60	53,899.31	39,724.85	5,583.92	99,208.08
0000324056	FOREMAN CUSTODIAL SERVICES	50,398.40	50,398.40	0.00	53,813.60	5,439.64	4,280.72	63,533.96
0000324895	OPTICAL NETWORK ENGINEER	94,813.16	94,813.16	0.00	94,813.29	0.00	0.00	94,813.29

**METROPOLITAN ATLANTA RAPID TRANSIT AUTHORITY (MARTA)**  
**MARTOC REPORT**

EE NUMBER	TITLE	FY 20	FY 21	DIFFERENCE	REGULAR	OVERTIME	OTHER	TOTAL
		BASE SALARY	BASE SALARY	+/-	EARNINGS	EARNINGS	EARNINGS	EARNINGS
0000345736	*BUS OPERATOR	36,171.20	36,171.20	0.00	22,523.28	2,237.85	0.00	24,761.13
0000323711	*BUS OPERATOR	49,649.60	51,147.20	1,497.60	46,167.66	8,238.49	4,950.12	59,356.27
0000344667	*BUS OPERATOR	36,171.20	36,171.20	0.00	30,818.14	4,006.71	0.00	34,824.85
0000323709	SUPV BUS TRANSPORTATION	60,548.80	60,548.80	0.00	63,670.38	4,133.66	3,726.08	71,530.12
0000322066	*CUSTOMER INFORMATION OPERATOR	37,876.80	39,020.80	1,144.00	42,037.55	585.41	0.00	42,622.96
0000315987	*BUS OPERATOR	49,649.60	51,147.20	1,497.60	55,946.37	25,063.53	2,146.64	83,156.54
0000338613	SUPV BUS MAINTENANCE	51,500.80	57,262.40	5,761.60	59,743.84	9,141.46	0.00	68,885.30
0000328360	TRANSIT POLICE SERGEANT	67,288.00	69,971.20	2,683.20	72,173.58	4,303.03	2,290.30	78,766.91
0000333451	CONTRACT SPECIALIST III	76,532.56	76,532.56	0.00	76,532.82	0.00	2,315.62	78,848.44
0000328226	EMPLOYEE RELATIONS SPECIALIST	88,051.60	88,051.60	0.00	87,713.31	0.00	7,337.67	95,050.98
0000331881	CONTRACT PROFESSIONAL	0.00	0.00	0.00	167,416.20	0.00	0.00	167,416.20
0000303775	*BUS OPERATOR	50,169.60	51,667.20	1,497.60	56,823.22	20,158.67	0.00	76,981.89
0000304648	TRANSIT POLICE MAJOR	99,022.04	108,924.40	9,902.36	107,092.58	0.00	16,072.08	123,164.66
0000306443	*BUS OPERATOR	50,169.60	51,667.20	1,497.60	56,648.09	13,893.43	0.00	70,541.52
0000343544	ORG LEARNING SPECIALIST III	60,000.20	76,600.16	16,599.96	71,140.67	0.00	0.00	71,140.67
0000337574	DISPATCHER RADIO COMMUNICATION	57,116.80	57,116.80	0.00	60,980.66	6,004.15	2,855.84	69,840.65
0000329605	DIVISION DISPATCHER	62,441.60	62,441.60	0.00	59,840.07	9,914.14	4,517.41	74,271.62
0000341999	*BUS OPERATOR	38,729.60	39,894.40	1,164.80	30,304.32	5,961.16	595.84	36,861.32
0000302639	(DATE LAST EMPLOYED 07-Apr-2021) CONTRACT EMP PT POLICE OFFICER	0.00	0.00	0.00	51,601.02	5,001.96	0.00	56,602.98
0000306014	TRANSIT POLICE OFFICER SR	60,465.60	60,465.60	0.00	64,110.95	8,066.94	1,356.70	73,534.59
0000305513	DISPATCHER-RAIL TRANSPORTATION	60,611.20	60,611.20	0.00	64,286.04	3,875.62	4,079.60	72,241.26
0000303207	MOBILITY OPERATIONS PROGRAM MGR	82,735.90	82,735.90	0.00	82,736.18	0.00	2,545.76	85,281.94
0000331293	*BUS OPERATOR	42,369.60	47,424.00	5,054.40	42,831.37	1,874.49	1,946.08	46,651.94
0000322153	*BUS OPERATOR	49,649.60	51,147.20	1,497.60	33,305.59	1,754.71	2,839.45	37,899.75
0000341823	*BUS OPERATOR	38,729.60	43,659.20	4,929.60	44,949.26	6,078.90	0.00	51,028.16
0000305220	SAFETY OPERATIONAL OFFICER	72,774.00	72,774.00	0.00	77,356.28	93.30	5,971.20	83,420.78
0000333473	*SERVICEPERSON I	38,022.40	39,166.40	1,144.00	42,540.84	3,088.29	0.00	45,629.13
0000336179	*LIGHT RAIL OPERATOR	36,171.20	36,171.20	0.00	25,341.59	1,345.96	0.00	26,687.55
0000335963	PROJECT MANAGER II	98,454.46	98,454.46	0.00	98,454.84	0.00	6,058.74	104,513.58
0000333044	MOBILITY CUSTOMER CARE REP	42,178.50	42,178.50	0.00	46,538.36	3,033.70	3,244.50	52,816.56
0000341626	*BUS OPERATOR	38,729.60	43,659.20	4,929.60	38,806.15	4,363.02	3,090.92	46,260.09
0000304116	CONTRACT SPECIALIST III	79,233.44	79,233.44	0.00	78,014.60	0.00	7,781.97	85,796.57
0000320441	*RAIL OPERATOR	49,649.60	51,147.20	1,497.60	42,655.67	1,414.79	95.48	44,165.94
0000305223	*BUS OPERATOR	50,169.60	51,667.20	1,497.60	51,432.82	13,135.26	2,168.64	66,736.72
0000344328	SUPV BUS MAINTENANCE	47,320.00	57,262.40	9,942.40	48,834.13	3,923.48	225.00	52,982.61



**METROPOLITAN ATLANTA RAPID TRANSIT AUTHORITY (MARTA)**  
**MARTOC REPORT**

EE NUMBER	TITLE	FY 20 BASE SALARY	FY 21 BASE SALARY	DIFFERENCE +/-	REGULAR EARNINGS	OVERTIME EARNINGS	OTHER EARNINGS	TOTAL EARNINGS
0000335447	FOREMAN POWER	57,179.20	57,179.20	0.00	56,954.31	12,013.13	5,974.41	74,941.85
0000336902	ACCOUNTING SPECIALIST III	50,739.00	50,739.00	0.00	51,285.42	4,976.39	2,133.64	58,395.45
0000320046	*JOURNEYMAN SUPPORT EQUIPMENT	54,537.60	56,180.80	1,643.20	55,272.61	1,377.52	2,347.88	58,998.01
0000304054	*REVENUE AGENT	49,878.40	51,376.00	1,497.60	56,795.22	407.55	0.00	57,202.77
0000306636	TRANSIT POLICE SERGEANT	72,758.40	72,758.40	0.00	76,258.40	22,325.99	13,117.50	111,701.89
0000327897	ADMINISTRATIVE ASSISTANT	36,640.50	36,640.50	0.00	36,640.55	0.00	3,006.40	39,646.95
0000342265	*BUS OPERATOR	38,729.60	43,659.20	4,929.60	41,803.12	5,559.05	1,833.63	49,195.80
0000302879	*BUS OPERATOR	49,649.60	51,147.20	1,497.60	56,081.51	14,467.29	0.00	70,548.80
0000320557	CONTRACT SPECIALIST III	76,532.56	76,532.56	0.00	76,532.84	0.00	3,984.43	80,517.27
0000338334	*JOURNEYMAN OVERHAULER	54,537.60	56,180.80	1,643.20	57,072.48	9,632.92	225.00	66,930.40
0000319700	AGM HUMAN RESOURCES	175,654.18	175,654.18	0.00	182,154.49	0.00	0.00	182,154.49
0000338149	*BUS OPERATOR	46,030.40	51,147.20	5,116.80	49,228.33	10,535.04	3,171.48	62,934.85
0000330389	*JOURNEYMAN ELEC POWER ELECT	54,537.60	56,180.80	1,643.20	58,261.69	3,793.79	3,892.04	65,947.52
0000334605	*RAIL OPERATOR	46,030.40	51,147.20	5,116.80	39,766.62	1,299.55	3,124.28	44,190.45
0000302090	SUPV CAR REPAIR INSPECTION	58,968.00	58,968.00	0.00	63,942.20	6,874.88	2,268.00	73,085.08
0000335931	*BUS OPERATOR	49,649.60	51,147.20	1,497.60	53,243.31	4,769.27	2,146.64	60,159.22
0000317514	BUSINESS ANALYST III	88,890.88	88,890.88	0.00	88,891.14	0.00	3,418.89	92,310.03
0000302198	DIR CUSTOMER SERVICES	110,403.80	110,403.80	0.00	110,403.88	0.00	2,264.70	112,668.58
0000335110	DISPATCHER RADIO COMMUNICATION	49,649.60	57,116.80	7,467.20	56,760.56	12,540.47	1,318.08	70,619.11
0000339942	*BUS OPERATOR	42,369.60	47,424.00	5,054.40	46,111.11	3,596.78	1,985.28	51,693.17
0000341957	*JOURNEYMAN RAIL CAR MECHANIC	50,752.00	48,755.20	-1,996.80	48,909.15	1,523.21	225.00	50,657.36
0000333983	IT QUALITY ASSURANCE ENGINEER	96,160.22	96,160.22	0.00	96,160.31	0.00	11,341.98	107,502.29
0000344055	CERTIFICATION ANALYST	63,340.42	63,340.42	0.00	63,340.68	0.00	0.00	63,340.68
0000336343	*BUS OPERATOR	46,030.40	51,147.20	5,116.80	52,261.59	14,088.92	3,413.11	69,763.62
0000322551	*BUS OPERATOR	49,649.60	51,147.20	1,497.60	55,428.84	19,380.58	0.00	74,809.42
0000307703	GRANT COORDINATOR	67,144.74	67,144.74	0.00	67,144.96	0.00	6,025.85	73,170.81
0000331450	*JOURNEYMAN TRACK MAINTAINER	54,537.60	56,180.80	1,643.20	62,548.09	15,648.38	0.00	78,196.47
0000305818	*JOURNEYMAN ET-RAIL CAR MAINT	54,537.60	56,180.80	1,643.20	59,348.88	2,412.47	225.00	61,986.35
0000332247	*BUS OPERATOR	49,649.60	51,147.20	1,497.60	51,042.72	676.55	2,100.57	53,819.84
0000345089	*SERVICEPERSON I	34,444.80	37,502.40	3,057.60	32,081.39	216.36	0.00	32,297.75
0000303526	TRANSIT POLICE LIEUTENANT	72,758.40	82,347.20	9,588.80	83,786.97	9,076.82	4,567.20	97,430.99
0000345650	*JOURNEYMAN ET-HVAC	48,755.20	48,755.20	0.00	28,605.10	659.25	0.00	29,264.35
0000334476	*BUS OPERATOR	49,649.60	51,147.20	1,497.60	30,727.75	1,055.38	2,668.44	34,451.57
0000343942	*BUS OPERATOR	35,110.40	39,894.40	4,784.00	41,972.88	11,867.45	0.00	53,840.33

## MARTOC REPORT

EE NUMBER	TITLE	FY 20	FY 21	DIFFERENCE	REGULAR	OVERTIME	OTHER	TOTAL
		BASE SALARY	BASE SALARY	+/-	EARNINGS	EARNINGS	EARNINGS	EARNINGS
0000305571	ENGINEERING SVCS COORDINATOR	105,739.14	105,739.14	0.00	95,572.59	0.00	16,267.59	111,840.18
0000338538	*BUS OPERATOR	42,369.60	47,424.00	5,054.40	49,656.53	11,310.53	0.00	60,967.06
0000344309	*SERVICEPERSON I	34,444.80	39,166.40	4,721.60	41,782.76	4,487.06	0.00	46,269.82
0000341387	*BUS OPERATOR	38,729.60	43,659.20	4,929.60	30,292.82	2,440.30	1,353.12	34,086.24
0000326789	SR INFORMATION SYSTEMS ANALYST	92,351.48	101,586.68	9,235.20	92,706.82	0.00	5,872.61	98,579.43
0000338674	TRANSIT POLICE OFFICER SPECIAL	49,691.20	53,768.00	4,076.80	56,732.62	10,022.68	2,946.90	69,702.20
0000303653	*BUS OPERATOR	50,169.60	51,667.20	1,497.60	51,160.83	16,473.83	3,814.56	71,449.22
0000334245	*JOURNEYMAN BUS TECHNICIAN	51,958.40	55,328.00	3,369.60	57,790.08	5,649.99	1,827.59	65,267.66
0000337719	*SECRETARY (N9)	34,070.40	37,128.00	3,057.60	37,075.20	673.01	2,106.72	39,854.93
0000343132	PROJECT ENGINEER	67,074.80	67,074.80	0.00	67,075.21	0.00	5,331.59	72,406.80
0000344316	*BUS OPERATOR	39,894.40	39,894.40	0.00	41,010.20	4,811.70	0.00	45,821.90
0000303841	SUPV BUS TRANSPORTATION	62,441.60	62,441.60	0.00	66,031.66	23,445.62	3,302.20	92,779.48
0000304366	*JOURNEYMAN BUS TECHNICIAN	54,225.60	55,848.00	1,622.40	59,266.55	7,249.35	225.00	66,740.90
0000342680	*BUS OPERATOR	38,729.60	43,659.20	4,929.60	44,771.57	7,058.60	0.00	51,830.17
0000330290	*JOURNEYMAN ET-TRAIN CONTROL	54,537.60	56,180.80	1,643.20	64,578.37	35,712.03	225.00	100,515.40
0000305473	TRANSIT POLICE SERGEANT	72,758.40	72,758.40	0.00	76,258.40	2,203.74	4,197.60	82,659.74
0000332928	*JOURNEYMAN SUPPORT EQUIPMENT	54,537.60	56,180.80	1,643.20	58,170.86	3,791.36	225.00	62,187.22
0000345301	TRANSIT POLICE OFFICER	42,515.20	42,515.20	0.00	41,178.92	4,848.89	0.00	46,027.81
0000319450	*JOURNEYMAN ET-RAIL CAR MAINT	51,272.00	53,227.20	1,955.20	58,210.93	998.80	450.00	59,659.73
0000304696	SUPT RAIL LINE	72,339.54	72,339.54	0.00	75,839.57	0.00	11,500.14	87,339.71
0000343380	*BUS OPERATOR	35,110.40	39,894.40	4,784.00	42,866.01	14,001.58	0.00	56,867.59
0000344347	*BUS OPERATOR	35,110.40	39,894.40	4,784.00	21,350.54	1,142.23	139.12	22,631.89
0000321432	(DATE LAST EMPLOYED 08-Jul-2021) SUPT BUS TRANSPORTATION	84,627.66	84,627.66	0.00	86,500.24	0.00	13,822.55	100,322.79
0000302078	ELECTRICAL ENGINEER VI	101,643.62	101,643.62	0.00	101,644.12	0.00	13,682.80	115,326.92
0000331717	INSTRUCTOR CAR MAINT MECH	62,587.20	62,587.20	0.00	65,726.12	0.00	0.00	65,726.12
0000339455	*JOURNEYMAN BUS TECHNICIAN	51,500.80	53,518.40	2,017.60	59,431.67	1,738.90	225.00	61,395.57
0000337440	*BUS OPERATOR	46,030.40	51,147.20	5,116.80	51,212.68	10,338.31	2,836.77	64,387.76
0000342311	*BUS OPERATOR	38,729.60	43,659.20	4,929.60	39,624.94	2,613.50	3,783.49	46,021.93
0000341480	*BUS OPERATOR	38,729.60	43,659.20	4,929.60	39,220.89	3,428.66	1,939.20	44,588.75
0000334479	*RAIL OPERATOR	49,649.60	51,147.20	1,497.60	52,610.52	5,453.18	4,319.64	62,383.34
0000338153	*RAIL OPERATOR	46,030.40	51,147.20	5,116.80	49,547.84	10,277.41	1,268.05	61,093.30
0000327792	SUPV RAIL LINE	60,736.00	60,736.00	0.00	61,870.80	1,343.20	4,613.60	67,827.60
0000321979	*JOURNEYMAN RAIL CAR MECHANIC	54,537.60	56,180.80	1,643.20	51,120.79	2,268.85	434.76	53,824.40
0000319893	*JOURNEYMAN ET-TRAIN CONTROL	54,537.60	56,180.80	1,643.20	61,756.23	14,160.16	225.00	76,141.39
0000337722	DIR ARTS IN TRANSIT	114,000.12	114,000.12	0.00	114,000.20	0.00	0.00	114,000.20

METROPOLITAN ATLANTA RAPID TRANSIT AUTHORITY (MARTA)  
MARTOC REPORT

EE NUMBER	TITLE	FY 20 BASE SALARY	FY 21 BASE SALARY	DIFFERENCE +/-	REGULAR EARNINGS	OVERTIME EARNINGS	OTHER EARNINGS	TOTAL EARNINGS
0000336726	TECHNICAL WRITER	74,666.02	74,666.02	0.00	74,666.63	0.00	0.00	74,666.63
0000344345	*BUS OPERATOR	39,894.40	39,894.40	0.00	39,034.24	5,039.35	767.20	44,840.79
0000317521	TRANSIT POLICE OFFICER SPECIAL	62,878.40	62,878.40	0.00	69,071.28	18,636.83	2,116.10	89,824.21
0000338079	*JOURNEYMAN OVERHAULER	52,832.00	56,180.80	3,348.80	52,007.46	848.78	225.00	53,081.24
0000302689	*JOURNEYMAN AA BUS TECHNICIAN	51,958.40	56,700.80	4,742.40	63,620.67	24,809.37	225.00	88,655.04
0000306263	*JOURNEYMAN ELEC POWER ELECT	55,057.60	56,700.80	1,643.20	60,130.13	3,032.56	225.00	63,387.69
0000329358	*BUS OPERATOR	49,649.60	51,147.20	1,497.60	51,395.31	26,158.48	954.80	78,508.59
0000321577	SCOPING & SCREENING ANALYST	60,432.06	60,432.06	0.00	60,432.14	0.00	3,486.47	63,918.61
0000328287	*RAIL OPERATOR	49,649.60	51,147.20	1,497.60	51,458.07	1,254.85	954.80	53,667.72
0000306348	PURCHASE CARD ADMINISTRATOR	72,639.58	72,639.58	0.00	72,639.84	0.00	6,984.60	79,624.44
0000304663	*RAIL OPERATOR	50,169.60	51,667.20	1,497.60	55,961.04	14,776.80	0.00	70,737.84
0000337158	*BUS OPERATOR	46,030.40	51,147.20	5,116.80	46,173.10	4,539.52	2,308.09	53,020.71
0000337272	IT PROJECT MANAGER (DATE LAST EMPLOYED 04-Jun-2021)	91,789.62	91,789.62	0.00	88,259.51	0.00	7,605.83	95,865.34
0000344254	*BUS OPERATOR	35,110.40	39,894.40	4,784.00	41,907.50	6,595.74	460.32	48,963.56
0000328356	DIVISION DISPATCHER	62,379.20	62,379.20	0.00	65,909.19	869.72	0.00	66,778.91
0000321201	LINE SUPERVISOR (DATE LAST EMPLOYED 23-Oct-2020)	57,720.00	57,720.00	0.00	19,980.00	2,247.75	1,405.82	23,633.57
0000336076	SR ADMINISTRATIVE ASSISTANT (DATE LAST EMPLOYED 23-Apr-2021)	42,490.50	42,490.50	0.00	35,953.60	205.94	2,770.60	38,930.14
0000320494	BREEZE MEDIA DIST AGENT	33,696.00	44,733.00	11,037.00	35,983.80	0.00	2,719.35	38,703.15
0000302776	CONTRACT EMP PT POLICE OFFICER	0.00	0.00	0.00	39,627.25	347.63	0.00	39,974.88
0000306003	*BUS OPERATOR	49,649.60	51,667.20	2,017.60	52,732.34	3,419.00	1,527.68	57,679.02
0000341811	*BUS OPERATOR	38,729.60	43,659.20	4,929.60	38,264.19	4,325.45	465.84	43,055.48
0000333956	*JOURNEYMAN BODY REPAIR	54,537.60	56,180.80	1,643.20	61,266.60	23,371.15	225.00	84,862.75
0000333959	*JOURNEYMAN BODY REPAIR	54,537.60	56,180.80	1,643.20	60,685.44	9,584.52	225.00	70,494.96
0000341993	*JOURNEYMAN BODY REPAIR	51,667.20	56,180.80	4,513.60	55,728.88	24,354.24	225.00	80,308.12
0000333597	*JOURNEYMAN BODY REPAIR	54,537.60	56,180.80	1,643.20	59,761.33	20,768.14	657.16	81,186.63
0000340891	TRANSIT POLICE OFFICER SR (DATE LAST EMPLOYED 26-Oct-2020)	51,708.80	53,768.00	2,059.20	18,273.44	1,516.81	4,759.86	24,550.11
0000343286	*BUS OPERATOR (DATE LAST EMPLOYED 09-Feb-2021)	35,110.40	39,894.40	4,784.00	34,261.95	1,151.33	446.88	35,860.16
0000345925	TRANSIT POLICE OFFICER	44,200.00	44,200.00	0.00	21,462.96	215.16	0.00	21,678.12
0000318545	*JOURNEYMAN STRUCTURAL INSPECT	54,537.60	56,180.80	1,643.20	59,283.99	22,027.61	1,048.80	82,360.40
0000327118	SUPV BUS TRANSPORTATION	62,441.60	62,441.60	0.00	64,913.42	12,233.19	960.64	78,107.25
0000339544	*BUS OPERATOR	42,369.60	47,424.00	5,054.40	48,001.80	13,382.60	2,176.80	63,561.20
0000323633	SR FINANCIAL ANALYST	86,724.04	86,724.04	0.00	86,724.54	0.00	11,118.95	97,843.49
0000314813	*BUS OPERATOR	49,649.60	51,147.20	1,497.60	50,596.46	8,444.06	2,392.76	61,433.28
0000315389	*BUS OPERATOR	49,649.60	51,147.20	1,497.60	35,358.48	765.22	3,966.52	40,090.22

METROPOLITAN ATLANTA RAPID TRANSIT AUTHORITY (MARTA)  
MARTOC REPORT

EE NUMBER	TITLE	FY 20 BASE SALARY	FY 21 BASE SALARY	DIFFERENCE +/-	REGULAR EARNINGS	OVERTIME EARNINGS	OTHER EARNINGS	TOTAL EARNINGS
0000302436	*JOURNEYMAN SUPPORT EQUIPMENT	55,057.60	56,700.80	1,643.20	63,927.77	27,841.21	225.00	91,993.98
0000330396	*BUS OPERATOR	49,649.60	51,147.20	1,497.60	49,217.99	4,270.24	6,443.70	59,931.93
0000344203	*BUS OPERATOR	35,110.40	39,894.40	4,784.00	41,288.43	6,086.30	0.00	47,374.73
0000341883	*BUS OPERATOR	38,729.60	43,659.20	4,929.60	37,805.63	7,701.55	3,781.39	49,288.57
0000344204	*JOURNEYMAN BUS TECHNICIAN	47,320.00	52,291.20	4,971.20	30,835.77	235.56	3,108.10	34,179.43
0000334416	*SERVICEPERSON IV	40,622.40	41,849.60	1,227.20	42,313.54	5,583.28	2,712.72	50,609.54
0000342128	*MATERIAL CONTROLLER	46,529.60	48,942.40	2,412.80	52,327.81	11,807.08	0.00	64,134.89
0000332905	*BUS OPERATOR	49,649.60	51,147.20	1,497.60	56,675.37	40,539.98	1,168.80	98,384.15
0000342618	*BUS OPERATOR	38,729.60	43,659.20	4,929.60	36,988.09	4,735.45	1,205.12	42,928.66
0000305177	TRANSIT POLICE OFFICER SR	60,465.60	60,465.60	0.00	64,081.88	697.68	10,465.20	75,244.76
0000334987	*JOURNEYMAN RAIL CAR MECHANIC	54,537.60	56,180.80	1,643.20	58,861.12	685.21	225.00	59,771.33
0000320099	*JOURNEYMAN SUPPORT EQUIPMENT	54,537.60	56,180.80	1,643.20	58,281.12	255.65	225.00	58,761.77
0000323066	NETWORK OPERATIONS CENTER TECH (DATE LAST EMPLOYED 08-Jan-2021)	65,155.22	65,155.22	0.00	21,050.12	0.00	3,467.27	24,517.39
0000304968	*JOURNEYMAN RAIL CAR MECHANIC	47,320.00	56,180.80	8,860.80	60,016.97	3,046.75	225.00	63,288.72
0000343282	*BUS OPERATOR (DATE LAST EMPLOYED 12-Jun-2021)	35,110.40	39,894.40	4,784.00	36,568.37	2,934.02	0.00	39,502.39
0000342647	*BUS OPERATOR	35,110.40	39,894.40	4,784.00	42,006.93	4,677.77	0.00	46,684.70
0000333871	*BUS OPERATOR	49,649.60	51,147.20	1,497.60	23,459.98	2,246.11	0.00	25,706.09
0000342586	ACCOUNTANT III (DATE LAST EMPLOYED 26-Jul-2021)	64,517.18	64,517.18	0.00	64,517.41	0.00	4,351.45	68,868.86
0000343941	*BUS OPERATOR (DATE LAST EMPLOYED 08-Jan-2021)	35,110.40	35,110.40	0.00	17,325.12	2,971.32	135.04	20,431.48
0000317637	RECRUITING OFFICER II	64,173.72	64,173.72	0.00	64,174.08	0.00	0.00	64,174.08
0000321866	*RAIL STATION CLEANER	33,945.60	34,964.80	1,019.20	39,327.68	8,384.49	0.00	47,712.17
0000329347	*JOURNEYMAN BUS TECHNICIAN	53,705.60	55,328.00	1,622.40	59,712.63	5,435.14	225.00	65,372.77
0000332415	ENGINEERING CAD SPECIALIST III	70,626.40	70,626.40	0.00	70,627.26	0.00	3,621.88	74,249.14
0000320451	*RAIL STATION CLEANER	33,945.60	34,964.80	1,019.20	37,302.04	0.00	0.00	37,302.04
0000334840	FOREMAN SIGN SHOP	58,988.80	58,988.80	0.00	63,084.36	5,728.72	2,212.08	71,025.16
0000341968	*JOURNEYMAN ELEC POWER ELECT (DATE LAST EMPLOYED 04-Feb-2021)	47,320.00	48,755.20	1,435.20	31,374.14	5,216.56	1,317.00	37,907.70
0000339291	*RAIL OPERATOR	42,369.60	47,424.00	5,054.40	37,042.52	3,598.59	3,707.76	44,348.87
0000343886	*BUS OPERATOR	35,110.40	39,894.40	4,784.00	42,201.05	3,504.73	0.00	45,705.78
0000304908	CAPITAL PROJECT COORDINATOR	70,645.12	70,645.12	0.00	74,145.59	0.00	0.00	74,145.59
0000340593	*BUS OPERATOR	38,729.60	43,659.20	4,929.60	35,568.38	2,952.00	6,624.89	45,145.27
0000303002	*BUS OPERATOR	50,169.60	51,667.20	1,497.60	61,266.10	16,307.98	0.00	77,574.08
0000303737	*RAIL STATION CLEANER	34,465.60	35,484.80	1,019.20	40,308.19	7,337.04	0.00	47,645.23
0000333775	*BUS OPERATOR	49,649.60	51,147.20	1,497.60	49,200.10	6,039.71	3,647.38	58,887.19
0000327033	*JOURNEYMAN ET-RAIL CAR MAINT	54,537.60	56,180.80	1,643.20	62,127.79	18,408.47	225.00	80,761.26

METROPOLITAN ATLANTA RAPID TRANSIT AUTHORITY (MARTA)  
MARTOC REPORT

EE NUMBER	TITLE	FY 20 BASE SALARY	FY 21 BASE SALARY	DIFFERENCE +/-	REGULAR EARNINGS	OVERTIME EARNINGS	OTHER EARNINGS	TOTAL EARNINGS
0000336905	*BUS OPERATOR	46,030.40	51,147.20	5,116.80	36,408.81	3,528.82	6,236.28	46,173.91
0000343408	*RAIL STATION CLEANER	30,472.00	33,092.80	2,620.80	36,259.52	12,226.58	0.00	48,486.10
0000320350	*BUS OPERATOR (DATE LAST EMPLOYED 01-Apr-2021)	49,649.60	51,147.20	1,497.60	60,387.56	5,970.89	0.00	66,358.45
0000345663	PROTECTIVE SPEC POLICE CADET	31,200.00	31,200.00	0.00	21,260.00	101.25	0.00	21,361.25
0000325572	LEGAL DEPARTMENT ADMINISTRATOR	74,164.22	74,164.22	0.00	65,036.41	0.00	16,259.18	81,295.59
0000315288	MGR REV SETTLEMT & CLEARINGHSE	91,284.70	91,284.70	0.00	91,285.01	0.00	0.00	91,285.01
0000306125	DEPARTMENT ADMINISTRATOR	76,130.60	76,130.60	0.00	75,252.32	0.00	11,419.60	86,671.92
0000344852	*SERVICEPERSON IV (DATE LAST EMPLOYED 16-Jan-2021)	36,649.60	38,563.20	1,913.60	25,179.87	3,050.12	0.00	28,229.99
0000302192	*BUS OPERATOR	50,169.60	51,667.20	1,497.60	54,208.16	152.57	0.00	54,360.73
0000306654	ACCOUNTING SPECIALIST III	51,675.00	51,675.00	0.00	51,675.00	0.00	0.00	51,675.00
0000320742	*BUS OPERATOR	49,649.60	51,147.20	1,497.60	55,143.91	13,913.73	0.00	69,057.64
0000333089	*BUS OPERATOR	49,649.60	51,147.20	1,497.60	56,807.25	10,695.11	0.00	67,502.36
0000324182	*RAIL STATION CLEANER	33,945.60	34,964.80	1,019.20	35,714.80	6,354.06	3,942.23	46,011.09
0000320833	*BUS OPERATOR	49,649.60	51,147.20	1,497.60	56,881.65	18,830.62	0.00	75,712.27
0000345676	PROTECTIVE SPEC POLICE CADET	31,200.00	31,200.00	0.00	21,507.50	495.00	0.00	22,002.50
0000345611	*BUS OPERATOR	36,171.20	36,171.20	0.00	24,922.17	2,371.63	0.00	27,293.80
0000333241	AUDITOR III	68,093.74	68,093.74	0.00	68,094.00	0.00	0.00	68,094.00
0000337839	CUSTOMER CARE REP (DATE LAST EMPLOYED 12-May-2021)	38,746.50	38,746.50	0.00	34,270.90	0.00	912.04	35,182.94
0000303432	CONTRACT EMP PT POLICE OFFICER	0.00	0.00	0.00	46,790.95	38.63	0.00	46,829.58
0000332061	SUPV RAIL LINE	58,968.00	58,968.00	0.00	62,737.35	13,708.72	5,103.00	81,549.07
0000340978	*BUS OPERATOR (DATE LAST EMPLOYED 07-Dec-2020)	38,729.60	42,369.60	3,640.00	19,209.64	7,088.52	0.00	26,298.16
0000345852	*JOURNEYMAN ET-RAIL CAR MAINT	48,755.20	48,755.20	0.00	23,895.86	281.28	0.00	24,177.14
0000303501	*JOURNEYMAN AA BUS TECHNICIAN	55,057.60	56,700.80	1,643.20	62,235.85	4,296.01	225.00	66,756.86
0000320983	*JOURNEYMAN RAIL CAR MECHANIC	54,537.60	56,180.80	1,643.20	59,234.71	0.00	225.00	59,459.71
0000343551	*BUS OPERATOR	35,110.40	39,894.40	4,784.00	41,725.41	5,362.26	707.79	47,795.46
0000336130	SR INFORMATION SYSTEMS ANALYST (DATE LAST EMPLOYED 07-May-2021)	95,122.04	95,122.04	0.00	84,146.65	0.00	10,442.94	94,589.59
0000340736	SUPV LIGHT RAIL TRANSPORTATION	52,124.80	52,124.80	0.00	56,301.42	2,744.07	1,002.40	60,047.89
0000332060	*RAIL OPERATOR	49,649.60	51,147.20	1,497.60	53,722.44	6,386.27	763.84	60,872.55
0000330297	*JOURNEYMAN ET-TRAIN CONTROL	54,537.60	56,180.80	1,643.20	64,683.24	31,665.15	225.00	96,573.39
0000321030	*BUS OPERATOR	49,649.60	51,147.20	1,497.60	53,693.25	24,432.80	0.00	78,126.05
0000334115	*JOURNEYMAN ET-RADIO MAINT	54,537.60	56,180.80	1,643.20	54,071.45	11,774.06	4,699.88	70,545.39
0000306762	MGR CONFIGURATION MGMT	103,836.72	103,836.72	0.00	103,836.86	0.00	10,649.92	114,486.78
0000334689	FIELD INSPECTOR (DATE LAST EMPLOYED 13-May-2021)	57,681.00	57,681.00	0.00	53,658.12	2,913.63	4,250.95	60,822.70
0000319183	INSTRUCTOR TRACK	63,211.20	63,211.20	0.00	66,589.64	27,533.34	7,567.11	101,690.09

**METROPOLITAN ATLANTA RAPID TRANSIT AUTHORITY (MARTA)**  
**MARTOC REPORT**

EE NUMBER	TITLE	FY 20 BASE SALARY	FY 21 BASE SALARY	DIFFERENCE +/-	REGULAR EARNINGS	OVERTIME EARNINGS	OTHER EARNINGS	TOTAL EARNINGS
0000306189	*SECRETARY (N9)	42,120.00	43,368.00	1,248.00	46,348.10	0.00	0.00	46,348.10
0000337374	*BUS OPERATOR	46,030.40	51,147.20	5,116.80	53,246.08	17,674.69	1,062.24	71,983.01
0000337445	*STATION AGENT	44,408.00	45,760.00	1,352.00	49,422.10	3,026.12	176.00	52,624.22
0000302605	*MATERIAL CONTROLLER	51,126.40	52,644.80	1,518.40	57,446.25	9,281.02	0.00	66,727.27
0000329337	SUPV BUS TRANSPORTATION	62,441.60	62,441.60	0.00	68,823.52	14,229.48	4,442.96	87,495.96
0000344236	ACCOUNTING SPECIALIST II	49,257.00	49,257.00	0.00	49,257.00	0.00	2,172.36	51,429.36
0000326195	*JOURNEYMAN RAIL CAR MECHANIC	54,537.60	56,180.80	1,643.20	63,053.04	294.98	225.00	63,573.02
0000331607	*BUS OPERATOR	49,649.60	51,147.20	1,497.60	51,701.89	3,237.91	572.88	55,512.68
0000332064	DIVISION DISPATCHER	60,548.80	60,548.80	0.00	64,907.58	8,025.66	0.00	72,933.24
0000306058	FOREMAN TRACK & STRCT	63,211.20	63,211.20	0.00	64,735.91	20,376.54	0.00	85,112.45
0000326970	OFFICE ADMINISTRATOR II	57,560.88	57,560.88	0.00	57,561.01	0.00	2,213.88	59,774.89
0000338754	*BUS OPERATOR	42,369.60	47,424.00	5,054.40	49,298.58	4,916.92	0.00	54,215.50
0000344091	*JOURNEYMAN BUS TECHNICIAN	47,320.00	52,291.20	4,971.20	54,941.52	952.40	225.00	56,118.92
0000321316	TRANSIT POLICE SERGEANT (DATE LAST EMPLOYED 11-Feb-2021)	69,971.20	69,971.20	0.00	43,733.42	605.52	6,638.52	50,977.46
0000328544	*BUS OPERATOR	42,369.60	47,424.00	5,054.40	48,152.18	9,226.23	0.00	57,378.41
0000341700	*BUS OPERATOR	38,729.60	43,659.20	4,929.60	45,500.78	4,908.37	0.00	50,409.15
0000305787	TECH BDGT & COMPLIANCE ANALYST	93,777.32	93,777.32	0.00	87,621.86	0.00	15,365.25	102,987.11
0000341472	*BUS OPERATOR	38,729.60	43,659.20	4,929.60	33,421.24	1,986.04	0.00	35,407.28
0000328652	*STATION AGENT	44,408.00	45,760.00	1,352.00	43,388.35	3,443.34	2,171.40	49,003.09
0000337526	*BUS OPERATOR	46,030.40	51,147.20	5,116.80	54,404.45	6,388.52	0.00	60,792.97
0000330312	*BUS OPERATOR	46,030.40	51,147.20	5,116.80	54,935.39	17,244.03	0.00	72,179.42
0000337463	COMPENSATION ANALYST III	79,223.30	79,223.30	0.00	79,223.40	0.00	812.55	80,035.95
0000343012	CONFIG MGMT SPECIALIST II	57,000.06	57,000.06	0.00	53,615.99	0.00	3,954.35	57,570.34
0000333627	*JOURNEYMAN ET-COMPUTER MAINT	54,537.60	56,180.80	1,643.20	60,568.11	13,456.08	225.00	74,249.19
0000319317	LINE SUPERVISOR (DATE LAST EMPLOYED 01-Feb-2021)	57,720.00	57,720.00	0.00	32,273.25	5,966.25	10,841.10	49,080.60
0000304435	ELECTRICAL MAINTENANCE ENG	82,325.36	82,325.36	0.00	85,087.44	0.00	8,760.30	93,847.74
0000304935	*JOURNEYMAN ELEC POWER ELECT	54,537.60	56,180.80	1,643.20	54,666.97	10,803.48	3,088.36	68,558.81
0000306354	CONTRACT PROFESSIONAL (DATE LAST EMPLOYED 31-Dec-2020)	0.00	0.00	0.00	58,001.40	9,610.86	0.00	67,612.26
0000337284	*STATION AGENT	44,408.00	45,760.00	1,352.00	50,377.03	16,433.16	0.00	66,810.19
0000331103	*JOURNEYMAN SUPPORT EQUIPMENT	54,537.60	56,180.80	1,643.20	59,736.43	2,584.88	225.00	62,546.31
0000342729	SR DIR CUST EXP INNOVATION	135,000.06	143,100.10	8,100.04	136,246.33	0.00	0.00	136,246.33
0000302923	*BUS OPERATOR	50,169.60	51,667.20	1,497.60	57,166.75	2,797.03	2,543.04	62,506.82
0000326037	TRANSIT POLICE OFFICER SR	60,465.60	60,465.60	0.00	58,042.61	33,968.35	8,859.10	100,870.06
0000331402	*BUS OPERATOR	49,649.60	51,147.20	1,497.60	28,895.41	5,542.89	3,013.38	37,451.68

## MARTOC REPORT

EE NUMBER	TITLE	FY 20	FY 21	DIFFERENCE	REGULAR	OVERTIME	OTHER	TOTAL
		BASE SALARY	BASE SALARY	+/-	EARNINGS	EARNINGS	EARNINGS	EARNINGS
0000329221	SUPV RAIL LINE	62,608.00	62,608.00	0.00	66,108.00	38,657.50	7,826.00	112,591.50
0000322457	*BUS OPERATOR	49,649.60	51,147.20	1,497.60	53,304.31	3,156.80	0.00	56,461.11
0000317765	*JOURNEYMAN RAIL CAR MECHANIC	54,537.60	56,180.80	1,643.20	57,188.27	0.00	2,240.08	59,428.35
0000319524	SUPV RAIL CAR APPEARANCE	57,720.00	57,720.00	0.00	61,580.75	3,274.50	1,110.00	65,965.25
0000342917	SUPV LEARNING TECHNOLOGY	82,172.74	82,172.74	0.00	82,173.00	0.00	0.00	82,173.00
0000344069	*BUS OPERATOR	35,110.40	39,894.40	4,784.00	39,745.66	6,623.01	0.00	46,368.67
0000345364	*JOURNEYMAN BUS TECHNICIAN	51,771.20	51,771.20	0.00	44,044.10	2,458.02	225.00	46,727.12
0000314838	PARKING SERVICES CASHIER PT	0.00	0.00	0.00	19,938.86	0.00	350.20	20,289.06
0000332384	TRANSIT POLICE OFFICER SR	58,156.80	60,465.60	2,308.80	62,766.92	12,516.15	2,796.00	78,079.07
0000321477	RAIL SERVICES CONTROLLER	84,364.80	86,632.00	2,267.20	87,735.68	29,456.70	15,642.78	132,835.16
0000326874	*BUS OPERATOR	49,649.60	51,147.20	1,497.60	55,390.11	18,781.66	0.00	74,171.77
0000334858	*BUS OPERATOR	49,649.60	51,147.20	1,497.60	49,398.89	430.14	2,862.97	52,692.00
0000320976	TRANSIT POLICE LIEUTENANT (DATE LAST EMPLOYED 01-Jan-2021)	88,628.80	88,628.80	0.00	46,466.22	1,970.72	10,375.55	58,812.49
0000321569	TRANSIT POLICE OFFICER SPECIAL (DATE LAST EMPLOYED 01-Jan-2021)	62,878.40	62,878.40	0.00	29,927.70	22.68	2,237.02	32,187.40
0000342350	ACCOUNTANT III	64,644.58	64,644.58	0.00	64,644.88	0.00	2,486.34	67,131.22
0000342504	*BUS OPERATOR	38,729.60	43,659.20	4,929.60	21,593.22	1,985.15	0.00	23,578.37
0000306558	FARE COLLECTION COORDINATOR OP	35,451.00	54,990.00	19,539.00	38,960.09	54.54	2,976.98	41,991.61
0000335102	*RAIL OPERATOR	46,030.40	51,147.20	5,116.80	50,873.32	3,183.39	66.39	54,123.10
0000315361	SUPV BUS TRANSPORTATION	62,379.20	62,379.20	0.00	68,953.19	26,511.24	7,677.44	103,141.87
0000337524	*RAIL STATION CLEANER	33,945.60	34,964.80	1,019.20	38,018.18	394.62	0.00	38,412.80
0000320498	*JOURNEYMAN AA BUS TECHNICIAN	54,537.60	56,180.80	1,643.20	63,938.04	3,077.24	225.00	67,240.28
0000334382	*SERVICEPERSON I (DATE LAST EMPLOYED 01-Jun-2021)	38,022.40	39,166.40	1,144.00	47,616.73	1,768.08	0.00	49,384.81
0000343939	*BUS OPERATOR	35,110.40	39,894.40	4,784.00	37,834.65	3,917.78	0.00	41,752.43
0000304633	SR INSTRUCTOR RAIL MAINT (DATE LAST EMPLOYED 01-Jan-2021)	77,366.38	77,366.38	0.00	32,732.05	0.00	13,877.71	46,609.76
0000302849	*RAIL OPERATOR	50,169.60	51,667.20	1,497.60	50,776.55	4,095.15	1,964.16	56,835.86
0000304399	*STATION AGENT	44,928.00	46,280.00	1,352.00	46,858.36	8,156.25	4,005.60	59,020.21
0000316068	SUPV RAIL CAR APPEARANCE	57,720.00	57,720.00	0.00	61,997.00	3,690.75	0.00	65,687.75
0000341565	BENEFITS-CUSTOMER SVC REP	51,517.96	51,517.96	0.00	50,725.66	0.00	3,871.01	54,596.67
0000333342	FIELD INSPECTOR III	57,681.00	62,692.50	5,011.50	62,822.69	14,270.88	0.00	77,093.57
0000324725	*BUS OPERATOR	49,649.60	51,147.20	1,497.60	52,407.68	11,064.56	0.00	63,472.24
0000344990	*JOURNEYMAN BUS TECHNICIAN	47,320.00	51,771.20	4,451.20	53,216.11	4,452.24	225.00	57,893.35
0000344747	*BUS OPERATOR	39,894.40	39,894.40	0.00	29,704.71	1,124.65	3,389.83	34,219.19
0000336101	*BUS OPERATOR (DATE LAST EMPLOYED 08-Apr-2021)	49,649.60	51,147.20	1,497.60	21,048.79	398.89	0.00	21,447.68
0000322932	SUPV RAIL LINE	58,968.00	58,968.00	0.00	62,652.28	10,977.18	7,087.50	80,716.96

**METROPOLITAN ATLANTA RAPID TRANSIT AUTHORITY (MARTA)**  
**MARTOC REPORT**

EE NUMBER	TITLE	FY 20	FY 21	DIFFERENCE	REGULAR	OVERTIME	OTHER	TOTAL
		BASE SALARY	BASE SALARY	+/-	EARNINGS	EARNINGS	EARNINGS	EARNINGS
0000322694	*BUS OPERATOR	49,649.60	51,147.20	1,497.60	54,053.49	3,218.42	0.00	57,271.91
0000338637	*DYNAMOMETER OPERATOR	51,667.20	54,059.20	2,392.00	49,103.02	10,252.76	1,284.84	60,640.62
0000331046	*BUS OPERATOR	49,649.60	51,147.20	1,497.60	56,191.03	17,358.66	0.00	73,549.69
0000333061	MEDIA SALES REP	25,467.00	25,467.00	0.00	29,241.26	666.07	868.49	30,775.82
0000320421	*BUS OPERATOR (DATE LAST EMPLOYED 01-Nov-2020)	49,649.60	49,649.60	0.00	20,951.45	2,834.00	1,336.72	25,122.17
0000320199	*STATION AGENT	44,408.00	45,760.00	1,352.00	44,874.27	1,786.73	2,326.60	48,987.60
0000344809	*BUS OPERATOR	36,171.20	36,171.20	0.00	34,304.74	4,155.80	0.00	38,460.54
0000305793	*JOURNEYMAN AA BUS TECHNICIAN	55,057.60	56,700.80	1,643.20	59,601.69	8,251.86	225.00	68,078.55
0000336455	FIELD INSPECTOR II	57,681.00	57,681.00	0.00	61,181.00	7,602.06	7,395.00	76,178.06
0000343295	*BUS OPERATOR (DATE LAST EMPLOYED 31-Mar-2021)	35,110.40	39,894.40	4,784.00	24,308.58	3,409.19	1,687.85	29,405.62
0000338284	CLAIMS ADJUSTER II	50,286.86	50,286.86	0.00	45,443.95	0.00	3,578.24	49,022.19
0000334392	*BUS OPERATOR	49,649.60	51,147.20	1,497.60	53,740.83	7,471.86	0.00	61,212.69
0000302448	*DYNAMOMETER OPERATOR	55,057.60	56,700.80	1,643.20	52,186.78	11,603.23	225.00	64,015.01
0000337845	TRANSIT POLICE OFFICER SPECIAL	53,768.00	55,931.20	2,163.20	59,659.86	13,051.75	517.00	73,228.61
0000302960	*JOURNEYMAN OVERHAULER	55,057.60	56,700.80	1,643.20	59,849.48	1,319.02	225.00	61,393.50
0000341702	*BUS OPERATOR	38,729.60	43,659.20	4,929.60	41,955.18	7,957.93	4,087.49	54,000.60
0000342756	CONTRACT EMP ADMIN SUPPORT	0.00	0.00	0.00	37,184.68	0.00	0.00	37,184.68
0000333326	*JOURNEYMAN BUS TECHNICIAN	53,705.60	55,328.00	1,622.40	47,384.61	605.85	7,110.45	55,100.91
0000337652	*BUS OPERATOR	46,030.40	51,147.20	5,116.80	47,757.46	8,041.88	0.00	55,799.34
0000324859	INSTRUCTOR CAR MAINT ELECT	62,088.00	62,088.00	0.00	65,588.00	0.00	2,373.08	67,961.08
0000323668	*BUS OPERATOR	49,649.60	51,147.20	1,497.60	53,854.22	8,274.21	2,893.21	65,021.64
0000338649	SECURITY TECHNICIAN	37,960.00	37,960.00	0.00	37,960.00	0.00	0.00	37,960.00
0000345649	*JOURNEYMAN ET-RADIO MAINT	48,755.20	48,755.20	0.00	29,385.00	43.70	0.00	29,428.70
0000323416	*BUS OPERATOR	49,649.60	51,147.20	1,497.60	48,122.71	5,782.70	954.80	54,860.21
0000334993	SYSTEM SAFETY COORDINATOR	72,793.50	85,332.52	12,539.02	82,486.37	0.00	5,141.89	87,628.26
0000333102	TRANSIT POLICE SERGEANT	69,971.20	72,758.40	2,787.20	75,867.27	15,022.67	1,735.60	92,625.54
0000326468	TEST ENGINEER	83,588.70	83,588.70	0.00	83,589.18	0.00	0.00	83,589.18
0000341910	TRANSIT POLICE OFFICER	42,515.20	45,947.20	3,432.00	43,034.19	17,634.61	1,349.92	62,018.72
0000340595	*BUS OPERATOR	38,729.60	43,659.20	4,929.60	41,532.19	967.64	2,898.84	45,398.67
0000338546	CLAIMS ADJUSTER III	64,765.22	64,765.22	0.00	64,765.33	0.00	0.00	64,765.33
0000315363	TRANSIT POLICE SERGEANT	72,758.40	72,758.40	0.00	76,958.00	8,132.88	5,398.47	90,489.35
0000318835	*BUS OPERATOR	49,649.60	51,147.20	1,497.60	50,681.12	13,889.32	5,439.04	70,009.48
0000314749	*BUS OPERATOR	49,649.60	51,147.20	1,497.60	54,596.66	15,886.75	1,735.92	72,219.33
0000344162	CRIMINAL JUSTICE INFO TECH REC	31,678.40	31,678.40	0.00	26,497.09	0.00	4,061.20	30,558.29
0000341118	*JOURNEYMAN ELEC POWER ELECT	51,272.00	54,433.60	3,161.60	58,869.79	38,372.64	225.00	97,467.43



METROPOLITAN ATLANTA RAPID TRANSIT AUTHORITY (MARTA)  
MARTOC REPORT

EE NUMBER	TITLE	FY 20 BASE SALARY	FY 21 BASE SALARY	DIFFERENCE +/-	REGULAR EARNINGS	OVERTIME EARNINGS	OTHER EARNINGS	TOTAL EARNINGS
0000339132	MGR COMMUNICATIONS	100,456.98	110,000.02	9,543.04	103,393.46	0.00	0.00	103,393.46
0000330891	*BUS OPERATOR	49,649.60	51,147.20	1,497.60	49,333.84	10,088.34	2,482.49	61,904.67
0000338305	*JOURNEYMAN OVERHAULER	54,537.60	56,180.80	1,643.20	45,993.57	4,377.84	2,563.97	52,935.38
0000341503	FIELD INSPECTOR II	54,346.50	54,346.50	0.00	58,975.39	7,692.19	1,463.18	68,130.76
0000302326	*JOURNEYMAN ET-RAIL CAR MAINT	55,057.60	56,700.80	1,643.20	62,012.44	9,718.43	225.00	71,955.87
0000305180	*JOURNEYMAN ET-TELEPHONE MAINT	54,537.60	56,180.80	1,643.20	59,656.60	3,015.91	225.00	62,897.51
0000302862	SUPV PARKING SVC	42,120.00	42,120.00	0.00	45,431.00	0.00	1,247.40	46,678.40
0000336993	*BUS OPERATOR	38,729.60	43,659.20	4,929.60	46,448.39	4,115.70	0.00	50,564.09
0000327868	SUPV CUSTOMER INFO CENTR	51,542.40	60,000.20	8,457.80	57,586.71	1,369.11	0.00	58,955.82
0000340199	PROTECTIVE SPEC POLICE CADET	31,200.00	31,200.00	0.00	35,067.50	8,330.64	2,460.00	45,858.14
0000342960	*BUS OPERATOR	35,110.40	39,894.40	4,784.00	42,137.13	4,406.04	1,717.81	48,260.98
0000342309	*RAIL STATION CLEANER	32,115.20	34,964.80	2,849.60	34,970.93	416.88	2,711.94	38,099.75
0000326992	SR DEV PROJECT MANAGER	82,257.76	82,257.76	0.00	82,258.04	0.00	2,952.86	85,210.90
0000338004	MEDIA SALES REP	25,467.00	25,467.00	0.00	25,832.60	587.71	2,203.88	28,624.19
0000327635	SUPV RAIL LINE	62,608.00	62,608.00	0.00	62,791.90	4,229.08	2,408.00	69,428.98
0000305251	*JOURNEYMAN ET-RAIL CAR MAINT	55,057.60	56,700.80	1,643.20	59,282.97	749.21	1,957.00	61,989.18
0000304897	*JOURNEYMAN RAIL CAR MECHANIC	54,537.60	56,700.80	2,163.20	59,548.88	652.68	225.00	60,426.56
0000322486	*RAIL STATION CLEANER	33,945.60	34,964.80	1,019.20	41,546.36	5,814.44	0.00	47,360.80
0000338949	TRANSIT POLICE OFFICER SR	49,691.20	51,708.80	2,017.60	51,515.00	0.00	3,461.00	54,976.00
0000343526	*BUS OPERATOR	35,110.40	39,894.40	4,784.00	40,253.23	9,189.43	907.20	50,349.86
0000329996	*JOURNEYMAN RAIL CAR MECHANIC	54,537.60	56,180.80	1,643.20	56,904.11	698.11	225.00	57,827.22
0000341615	CONTRACT PROFESSIONAL	0.00	0.00	0.00	181,920.15	1,490.22	12,475.16	195,885.53
0000334760	*BUS OPERATOR	49,649.60	51,147.20	1,497.60	41,379.73	1,529.32	4,436.09	47,345.14
0000342127	TRANSIT POLICE OFFICER SR	45,947.20	49,691.20	3,744.00	51,218.18	4,517.43	1,104.50	56,840.11
0000338009	SYSTEMS ENGINEER V	80,000.18	80,000.18	0.00	80,000.91	0.00	1,641.03	81,641.94
0000337862	*BUS OPERATOR	46,030.40	51,147.20	5,116.80	48,585.01	1,136.32	590.16	50,311.49
0000343780	*SERVICEPERSON IV	38,563.20	41,849.60	3,286.40	44,137.51	7,792.95	0.00	51,930.46
0000342921	*JOURNEYMAN TRACK MAINTAINER	47,320.00	52,811.20	5,491.20	53,840.28	19,498.09	0.00	73,338.37
0000344849	*BUS OPERATOR (DATE LAST EMPLOYED 19-Jul-2021)	36,171.20	36,171.20	0.00	21,513.47	0.00	0.00	21,513.47
0000338150	*BUS OPERATOR	46,030.40	51,147.20	5,116.80	49,243.10	13,957.68	940.64	64,141.42
0000302751	*JOURNEYMAN RAIL CAR MECHANIC	55,057.60	56,700.80	1,643.20	55,773.94	357.35	225.00	56,356.29
0000320972	*JOURNEYMAN PAINTER	54,537.60	56,180.80	1,643.20	59,303.81	14,675.43	225.00	74,204.24
0000344329	*BUS OPERATOR (DATE LAST EMPLOYED 06-Jun-2021)	39,894.40	39,894.40	0.00	34,886.81	5,963.89	3,049.28	43,899.98
0000337931	*BUS OPERATOR	46,030.40	51,147.20	5,116.80	44,910.41	1,756.75	4,011.12	50,678.28

**METROPOLITAN ATLANTA RAPID TRANSIT AUTHORITY (MARTA)**  
**MARTOC REPORT**

EE NUMBER	TITLE	FY 20	FY 21	DIFFERENCE	REGULAR	OVERTIME	OTHER	TOTAL
		BASE SALARY	BASE SALARY	+/-	EARNINGS	EARNINGS	EARNINGS	EARNINGS
0000307088	*SERVICEPERSON IV	40,622.40	41,849.60	1,227.20	47,190.44	32,650.75	0.00	79,841.19
0000331803	*HOSTLER JUNIOR APPRENTICE	40,622.40	41,849.60	1,227.20	44,327.47	11,717.46	1,917.37	57,962.30
0000320442	*BUS OPERATOR	35,110.40	39,894.40	4,784.00	40,281.96	4,078.80	2,795.60	47,156.36
0000302656	*STATION AGENT	44,928.00	46,280.00	1,352.00	52,244.56	16,196.35	2,445.20	70,886.11
0000338215	*BUS OPERATOR	42,369.60	47,424.00	5,054.40	50,893.80	9,036.68	0.00	59,930.48
0000339659	*SERVICEPERSON I	38,022.40	39,166.40	1,144.00	43,110.85	4,317.35	0.00	47,428.20
0000341334	*SERVICEPERSON I	38,022.40	39,166.40	1,144.00	41,665.08	1,518.20	0.00	43,183.28
0000341662	*JOURNEYMAN ELEC POWER ELECT	51,272.00	54,433.60	3,161.60	57,152.47	16,282.56	225.00	73,660.03
0000335808	*JOURNEYMAN ET-HVAC	54,537.60	56,180.80	1,643.20	53,345.59	353.98	225.00	53,924.57
0000335998	*BUS OPERATOR	49,649.60	51,147.20	1,497.60	44,955.51	3,816.21	2,426.07	51,197.79
0000330298	*SERVICEPERSON IV	40,622.40	41,849.60	1,227.20	47,497.96	3,738.98	0.00	51,236.94
0000343263	*BUS OPERATOR (DATE LAST EMPLOYED 14-Jul-2021)	35,110.40	39,894.40	4,784.00	40,652.38	6,206.48	2,135.21	48,994.07
0000316115	*JOURNEYMAN ELEC POWER ELECT	54,537.60	56,180.80	1,643.20	56,923.60	18,725.07	3,199.56	78,848.23
0000323962	TRANSIT POLICE OFFICER SR	60,465.60	60,465.60	0.00	64,074.68	27,754.73	11,628.00	103,457.41
0000306292	RAIL SERVICES CONTROLLER (DATE LAST EMPLOYED 04-Nov-2020)	85,113.60	85,113.60	0.00	31,119.66	0.00	15,781.62	46,901.28
0000335636	DIR TRANSIT ORIENTED DEV	123,521.32	123,521.32	0.00	123,521.58	0.00	0.00	123,521.58
0000338304	*TRAFFIC CHECKER (DATE LAST EMPLOYED 20-Jul-2021)	31,678.40	32,635.20	956.80	34,266.07	188.28	0.00	34,454.35
0000337437	*SERVICEPERSON II	38,022.40	39,166.40	1,144.00	42,344.94	2,122.90	0.00	44,467.84
0000343054	*BUS OPERATOR	35,110.40	39,894.40	4,784.00	42,925.80	4,730.67	0.00	47,656.47
0000339173	*BUS OPERATOR	42,369.60	47,424.00	5,054.40	48,584.09	9,428.61	0.00	58,012.70
0000338007	*BUS OPERATOR	46,030.40	51,147.20	5,116.80	51,750.54	4,332.31	1,260.72	57,343.57
0000315253	*BUS OPERATOR	49,649.60	51,147.20	1,497.60	53,456.51	12,678.50	3,876.80	70,011.81
0000345702	*JOURNEYMAN ET-RADIO MAINT	48,755.20	48,755.20	0.00	29,532.00	79.11	0.00	29,611.11
0000343773	*BUS OPERATOR	35,110.40	39,894.40	4,784.00	43,949.21	10,610.51	0.00	54,559.72
0000321796	SR FINANCIAL ANALYST	106,350.14	96,681.78	-9,668.36	102,259.92	0.00	7,957.67	110,217.59
0000344408	TRANSIT POLICE OFFICER	39,291.20	42,515.20	3,224.00	46,450.00	4,647.03	1,348.68	52,445.71
0000334968	*JOURNEYMAN AA BUS TECHNICIAN	54,537.60	56,180.80	1,643.20	59,621.47	138.85	225.00	59,985.32
0000302553	*BUS OPERATOR	50,169.60	51,667.20	1,497.60	60,789.91	34,486.54	0.00	95,276.45
0000336912	*BUS OPERATOR	46,030.40	51,147.20	5,116.80	34,206.64	1,447.49	2,761.72	38,415.85
0000303400	*BUS OPERATOR	49,649.60	51,147.20	1,497.60	49,137.75	7,757.30	3,517.92	60,412.97
0000336892	*JOURNEYMAN ET-TRAIN CONTROL	54,537.60	56,180.80	1,643.20	61,202.78	30,813.50	225.00	92,241.28
0000343309	*BUS OPERATOR	35,110.40	39,894.40	4,784.00	41,875.60	8,831.13	920.64	51,627.37
0000304527	*REVENUE AGENT	49,358.40	51,376.00	2,017.60	55,246.85	1,574.64	0.00	56,821.49
0000333339	*STATION AGENT	44,408.00	45,760.00	1,352.00	48,326.96	2,193.72	528.00	51,048.68

**METROPOLITAN ATLANTA RAPID TRANSIT AUTHORITY (MARTA)**  
**MARTOC REPORT**

EE NUMBER	TITLE	FY 20	FY 21	DIFFERENCE	REGULAR	OVERTIME	OTHER	TOTAL
		BASE SALARY	BASE SALARY	+/-	EARNINGS	EARNINGS	EARNINGS	EARNINGS
0000303972	*REVENUE AGENT	49,878.40	51,376.00	1,497.60	60,738.54	907.73	0.00	61,646.27
0000337604	*JOURNEYMAN TRACK MAINTAINER (DATE LAST EMPLOYED 05-May-2021)	54,537.60	56,180.80	1,643.20	39,469.73	2,908.86	1,602.51	43,981.10
0000306691	*BUS OPERATOR	49,649.60	51,147.20	1,497.60	53,233.76	3,865.71	763.84	57,863.31
0000343774	*BUS OPERATOR	35,110.40	39,894.40	4,784.00	38,861.48	3,731.81	973.60	43,566.89
0000345561	ARCHITECT V	87,000.16	87,000.16	0.00	56,880.46	0.00	3,569.24	60,449.70
0000335911	*SERVICEPERSON IV (DATE LAST EMPLOYED 01-Jan-2021)	38,563.20	40,622.40	2,059.20	20,807.25	2,070.63	4,374.72	27,252.60
0000322373	*BUS OPERATOR	49,649.60	51,147.20	1,497.60	41,581.96	1,967.87	4,229.50	47,779.33
0000302263	TRANSIT POLICE LIEUTENANT	72,758.40	79,164.80	6,406.40	82,628.72	3,256.88	4,567.20	90,452.80
0000324753	IT QUALITY ASSURANCE ENGINEER	88,960.82	88,960.82	0.00	81,775.67	0.00	7,185.36	88,961.03
0000324857	*BUS OPERATOR	49,649.60	51,147.20	1,497.60	55,118.94	3,558.97	0.00	58,677.91
0000338765	*RAIL STATION CLEANER	33,945.60	34,964.80	1,019.20	38,674.89	151.29	0.00	38,826.18
0000321904	SUPV RAIL LINE	62,587.20	62,587.20	0.00	60,618.35	6,567.18	8,058.41	75,243.94
0000343250	SUPV STATION CARE	56,035.20	58,968.00	2,932.80	53,158.73	5,805.57	5,675.46	64,639.76
0000331124	SUPV BUS & RAIL STORES	60,777.60	60,777.60	0.00	64,876.61	292.20	0.00	65,168.81
0000304661	*BUS OPERATOR	50,169.60	51,667.20	1,497.60	56,703.84	9,245.23	0.00	65,949.07
0000343228	*BUS OPERATOR	35,110.40	39,894.40	4,784.00	43,069.11	3,503.57	0.00	46,572.68
0000305859	*STATION AGENT	44,928.00	46,280.00	1,352.00	45,624.29	10,042.10	4,921.60	60,587.99
0000345627	*JOURNEYMAN BUS TECHNICIAN	48,755.20	48,755.20	0.00	31,023.32	1,558.91	0.00	32,582.23
0000303507	BUYER PLANNER III	76,835.46	76,835.46	0.00	66,492.61	0.00	14,776.38	81,268.99
0000322183	*BUS OPERATOR	49,649.60	51,147.20	1,497.60	58,666.93	16,956.99	0.00	75,623.92
0000333279	*INFORMATION SYSTEMS REC CLERK	34,528.00	37,419.20	2,891.20	24,470.50	2,286.76	2,513.23	29,270.49
0000302618	SUPV FIELD DATA COLLECTION	68,558.36	68,558.36	0.00	68,294.86	0.00	1,582.12	69,876.98
0000319316	TRANSIT POLICE LIEUTENANT (DATE LAST EMPLOYED 01-Aug-2021)	88,628.80	88,628.80	0.00	92,128.81	490.02	8,522.00	101,140.83
0000328736	RESIDENT ENGINEER	98,465.38	98,465.38	0.00	101,965.64	0.00	9,089.14	111,054.78
0000315274	*BUS OPERATOR (DATE LAST EMPLOYED 01-Feb-2021)	49,649.60	49,649.60	0.00	38,473.22	14,106.51	0.00	52,579.73
0000305277	INSTRUCTOR CAR MAINT ELECT	62,587.20	62,587.20	0.00	67,020.04	3,234.72	0.00	70,254.76
0000330933	*RAIL OPERATOR (DATE LAST EMPLOYED 15-Dec-2020)	49,649.60	49,649.60	0.00	28,589.86	6,754.31	0.00	35,344.17
0000339366	SR EXECUTIVE ADMINISTRATOR BD (DATE LAST EMPLOYED 14-Aug-2020)	71,514.82	71,514.82	0.00	19,252.32	0.00	2,064.03	21,316.35
0000306435	MAINTENANCE PLANNER BUS	62,296.00	62,296.00	0.00	68,132.10	13,687.16	0.00	81,819.26
0000304153	*CUSTOMER INFORMATION OPERATOR	38,396.80	39,540.80	1,144.00	41,328.28	106.53	492.40	41,927.21
0000332613	*BUS OPERATOR	49,649.60	51,147.20	1,497.60	55,575.82	8,520.05	0.00	64,095.87
0000337278	*BUS OPERATOR	46,030.40	51,147.20	5,116.80	52,613.03	23,074.02	1,871.20	77,558.25
0000334709	SR CAPITAL PROJECT COORDINATOR	81,059.94	81,059.94	0.00	84,560.22	0.00	2,182.39	86,742.61
0000344676	PROJECT MANAGER-CAO	82,367.22	82,367.22	0.00	82,367.28	0.00	0.00	82,367.28

## MARTOC REPORT

EE NUMBER	TITLE	FY 20	FY 21	DIFFERENCE	REGULAR	OVERTIME	OTHER	TOTAL
		BASE SALARY	BASE SALARY	+/-	EARNINGS	EARNINGS	EARNINGS	EARNINGS
0000324244	*SERVICEPERSON I (DATE LAST EMPLOYED 05-Feb-2021)	38,022.40	39,166.40	1,144.00	21,659.55	0.00	0.00	21,659.55
0000320666	MAINTENANCE PLANNER FACILITIES	65,208.00	65,208.00	0.00	69,052.87	595.65	4,420.35	74,068.87
0000331370	TRANSIT POLICE OFFICER SPECIAL	60,465.60	62,878.40	2,412.80	66,022.84	12,984.86	3,929.90	82,937.60
0000340894	PROJECT MANAGER II	99,560.50	99,560.50	0.00	99,560.86	0.00	0.00	99,560.86
0000334021	*BUS OPERATOR	49,649.60	51,147.20	1,497.60	51,083.28	7,733.89	3,258.65	62,075.82
0000343430	*BUS OPERATOR	35,110.40	39,894.40	4,784.00	27,799.70	1,704.46	5,131.26	34,635.42
0000333593	*JOURNEYMAN TRACK WALKER	52,832.00	56,180.80	3,348.80	61,913.59	27,237.03	0.00	89,150.62
0000341660	*SERVICEPERSON V	49,275.20	50,960.00	1,684.80	54,333.81	11,354.38	0.00	65,688.19
0000302146	GEN SUPT BUS SVC COORDINATION	89,264.76	89,264.76	0.00	92,764.86	0.00	9,155.36	101,920.22
0000335375	*HOSTLER JUNIOR APPRENTICE	40,622.40	41,849.60	1,227.20	33,800.83	3,047.33	0.00	36,848.16
0000334189	*SERVICEPERSON IV	40,622.40	41,849.60	1,227.20	45,249.41	1,243.67	0.00	46,493.08
0000315283	FOREMAN COMMUNICATION	60,756.80	60,756.80	0.00	68,112.52	19,249.39	0.00	87,361.91
0000321609	*RAIL OPERATOR	49,649.60	51,147.20	1,497.60	47,780.84	7,387.92	4,970.28	60,139.04
0000330611	*JOURNEYMAN ET-HVAC	54,537.60	56,180.80	1,643.20	61,649.69	1,365.08	225.00	63,239.77
0000303731	GEN SUPT BUS MAINT	88,129.08	88,129.08	0.00	91,629.32	0.00	0.00	91,629.32
0000303150	SUPT RAIL CAR MAINT	79,925.04	79,925.04	0.00	83,425.10	0.00	9,836.94	93,262.04
0000345001	*BUS OPERATOR	36,171.20	36,171.20	0.00	31,963.67	2,543.14	0.00	34,506.81
0000344950	*JOURNEYMAN BUS TECHNICIAN	47,320.00	51,771.20	4,451.20	52,038.30	2,701.34	225.00	54,964.64
0000332082	*BUS OPERATOR	49,649.60	51,147.20	1,497.60	48,751.59	1,867.87	4,681.34	55,300.80
0000327675	FOREMAN POWER	60,756.80	60,756.80	0.00	66,301.50	9,288.78	233.68	75,823.96
0000306076	SUPV STATION CARE	49,649.60	58,968.00	9,318.40	50,219.82	24,340.50	4,278.95	78,839.27
0000304130	*JOURNEYMAN BODY REPAIR	55,057.60	56,700.80	1,643.20	60,315.69	7,341.58	860.28	68,517.55
0000304987	*BUS OPERATOR	50,169.60	51,667.20	1,497.60	50,627.14	5,570.56	4,410.72	60,608.42
0000303662	*JOURNEYMAN RAIL CAR MECHANIC	55,057.60	56,700.80	1,643.20	64,668.41	5,652.63	225.00	70,546.04
0000302524	BUSINESS ANALYST III	88,890.88	88,890.88	0.00	88,891.14	0.00	13,675.56	102,566.70
0000320578	*RAIL OPERATOR	49,649.60	51,147.20	1,497.60	55,381.39	13,019.22	1,770.48	70,171.09
0000306669	PARKING SERVICES CASHIER PT	0.00	0.00	0.00	22,158.52	135.20	0.00	22,293.72
0000302589	DIR REVENUE OPERATIONS	118,792.96	118,792.96	0.00	116,508.78	0.00	19,204.92	135,713.70
0000337696	*JOURNEYMAN ET-TRAIN CONTROL	54,537.60	56,180.80	1,643.20	60,252.72	30,085.21	487.20	90,825.13
0000339457	*JOURNEYMAN ET-RAIL CAR MAINT	54,537.60	56,180.80	1,643.20	59,859.70	6,596.71	225.00	66,681.41
0000342762	CJIT-POLICE DISPATCHER	40,601.60	40,601.60	0.00	44,470.92	2,320.44	0.00	46,791.36
0000306190	FARE COLLECTION PROCESSOR	33,540.00	33,540.00	0.00	37,035.70	0.00	2,580.00	39,615.70
0000341659	*JOURNEYMAN ET-TRAIN CONTROL	51,667.20	56,180.80	4,513.60	58,769.26	29,960.23	225.00	88,954.49
0000320920	FOREMAN TRAIN CONTROL	63,211.20	63,211.20	0.00	67,258.22	32,547.69	1,823.40	101,629.31
0000320499	*JOURNEYMAN TRACK WALKER	54,537.60	56,180.80	1,643.20	62,314.36	30,367.06	0.00	92,681.42

**METROPOLITAN ATLANTA RAPID TRANSIT AUTHORITY (MARTA)**  
**MARTOC REPORT**

EE NUMBER	TITLE	FY 20 BASE SALARY	FY 21 BASE SALARY	DIFFERENCE +/-	REGULAR EARNINGS	OVERTIME EARNINGS	OTHER EARNINGS	TOTAL EARNINGS
0000345664	*JOURNEYMAN ET-TRAIN CONTROL	48,755.20	48,755.20	0.00	31,627.77	4,131.81	0.00	35,759.58
0000336148	*JOURNEYMAN ET-TRAIN CONTROL	54,537.60	56,180.80	1,643.20	61,577.60	30,037.73	1,035.30	92,650.63
0000320692	*JOURNEYMAN SUPPORT EQUIPMENT	51,272.00	53,227.20	1,955.20	56,574.17	3,877.56	225.00	60,676.73
0000335856	*BUS OPERATOR	49,649.60	51,147.20	1,497.60	55,172.33	6,724.24	966.32	62,862.89
0000335512	*JOURNEYMAN ET-RADIO MAINT	54,537.60	56,180.80	1,643.20	59,801.46	20,233.96	225.00	80,260.42
0000318116	*BUS OPERATOR	49,649.60	51,147.20	1,497.60	56,821.16	15,359.72	0.00	72,180.88
0000335692	IT QUALITY ASSURANCE ANALYST	79,644.24	79,644.24	0.00	79,644.45	0.00	0.00	79,644.45
0000338968	*STATION AGENT	44,408.00	45,760.00	1,352.00	49,522.09	2,418.55	0.00	51,940.64
0000340141	*SERVICEPERSON I	38,022.40	39,166.40	1,144.00	41,649.73	3,453.70	1,927.52	47,030.95
0000321602	*SERVICEPERSON I	38,022.40	39,166.40	1,144.00	23,119.49	1,124.22	3,420.67	27,664.38
0000343497	*LIGHT RAIL OPERATOR	35,110.40	39,894.40	4,784.00	41,838.17	8,632.34	1,596.32	52,066.83
0000302511	*JOURNEYMAN RAIL CAR MECHANIC	55,057.60	56,700.80	1,643.20	63,944.05	10,636.21	225.00	74,805.26
0000306517	CONTRACTS RECORDS ADMIN	43,777.50	43,777.50	0.00	43,777.58	0.00	3,112.26	46,889.84
0000321623	SUPT CONTROL CENTER	93,695.94	93,695.94	0.00	77,294.64	0.00	17,297.76	94,592.40
0000304915	RETIREMENT BENEFITS ANALYST	75,060.18	75,060.18	0.00	72,173.01	0.00	5,773.95	77,946.96
0000342971	*BUS OPERATOR	35,110.40	39,894.40	4,784.00	44,172.91	19,231.92	0.00	63,404.83
0000332066	ACCOUNTING SPECIALIST III	50,739.00	50,739.00	0.00	50,791.04	7,123.02	3,577.75	61,491.81
0000318805	TRANSIT POLICE OFFICER SR	60,465.60	60,465.60	0.00	64,256.30	9,069.86	5,814.00	79,140.16
0000345550	TRANSIT POLICE OFFICER	40,851.20	40,851.20	0.00	30,321.26	191.49	0.00	30,512.75
0000329512	OFFICE ADMINISTRATOR II	57,560.88	57,560.88	0.00	57,560.97	0.00	4,221.14	61,782.11
0000319395	TRANSIT POLICE OFFICER SR	60,465.60	60,465.60	0.00	63,907.46	436.05	0.00	64,343.51
0000334902	ROOF INSPECTOR III	62,236.46	71,872.58	9,636.12	70,817.28	0.00	478.76	71,296.04
0000317355	WEB DEVELOPER III	85,509.06	85,509.06	0.00	84,851.40	0.00	20,259.09	105,110.49
0000335915	FOREMAN TRACK & STRCT	58,968.00	58,968.00	0.00	65,104.55	26,649.07	4,819.50	96,573.12
0000317445	TRANSIT POLICE OFFICER SR	60,465.60	60,465.60	0.00	63,922.00	5,298.02	0.00	69,220.02
0000334254	TECHNICAL INSPECTOR	50,876.80	50,876.80	0.00	53,398.40	2,225.86	2,201.40	57,825.66
0000330966	*CUSTOMER INFO REPRESENTATIVE	37,876.80	39,020.80	1,144.00	41,191.06	1,097.46	650.03	42,938.55
0000332128	*BUS OPERATOR	49,649.60	51,147.20	1,497.60	52,169.05	1,224.64	1,753.20	55,146.89
0000335867	TRANSIT POLICE OFFICER SR	53,768.00	55,931.20	2,163.20	51,333.01	896.52	2,992.98	55,222.51
0000326061	SUPPORT ANALYST II	59,396.74	59,396.74	0.00	62,897.00	0.00	0.00	62,897.00
0000342765	CONTRACT EMP ADMIN SUPPORT	0.00	0.00	0.00	23,142.00	157.50	0.00	23,299.50
0000303181	SUPV CAR REPAIR INSPECTION	62,608.00	62,608.00	0.00	69,373.85	4,334.40	2,408.00	76,116.25
0000324715	SUPV BUS TRANSPORTATION	62,379.20	62,379.20	0.00	70,385.22	22,099.73	1,289.57	93,774.52
0000342964	*BUS OPERATOR	35,110.40	39,894.40	4,784.00	33,705.92	3,373.43	2,658.03	39,737.38

## MARTOC REPORT

EE NUMBER	TITLE	FY 20	FY 21	DIFFERENCE	REGULAR	OVERTIME	OTHER	TOTAL
		BASE SALARY	BASE SALARY	+/-	EARNINGS	EARNINGS	EARNINGS	EARNINGS
0000315310	*SERVICEPERSON I (A)	38,563.20	39,728.00	1,164.80	43,657.81	7,314.43	0.00	50,972.24
0000305197	*BUS OPERATOR	50,169.60	51,667.20	1,497.60	47,343.20	6,997.75	3,684.64	58,025.59
0000335450	*BUS OPERATOR	49,649.60	51,147.20	1,497.60	44,900.09	1,295.70	4,293.42	50,489.21
0000329331	SUPT BUS COMMUNICATIONS CENTER	68,702.40	70,144.62	1,442.22	58,841.91	12,293.19	10,233.46	81,368.56
0000331118	*BUS OPERATOR	49,649.60	51,147.20	1,497.60	55,880.52	10,258.23	0.00	66,138.75
0000344922	*BUS OPERATOR	36,171.20	36,171.20	0.00	33,707.96	2,516.64	0.00	36,224.60
0000336149	INFORMATION SYS ANALYST III	83,018.00	83,018.00	0.00	83,018.00	0.00	0.00	83,018.00
0000305852	FACILITIES & MOVING COORD	47,326.50	47,326.50	0.00	43,431.26	491.48	7,608.79	51,531.53
0000321905	*PT BUS OPERATOR	0.00	0.00	0.00	25,514.18	0.00	0.00	25,514.18
0000335384	*BUS OPERATOR	49,649.60	51,147.20	1,497.60	48,612.89	878.77	2,505.21	51,996.87
0000329355	*BUS OPERATOR	49,649.60	51,147.20	1,497.60	36,111.56	29.72	2,285.93	38,427.21
0000305644	(DATE LAST EMPLOYED 31-Mar-2021) FOREMAN TRAIN CONTROL	60,777.60	60,777.60	0.00	67,754.78	26,473.32	4,675.20	98,903.30
0000304642	*SERVICEPERSON V	49,982.40	53,580.80	3,598.40	57,836.11	12,518.56	0.00	70,354.67
0000344070	*BUS OPERATOR	35,110.40	39,894.40	4,784.00	42,477.71	4,728.31	0.00	47,206.02
0000334394	*STATION AGENT	44,408.00	45,760.00	1,352.00	49,624.45	64.05	0.00	49,688.50
0000336311	CONTRACT SPECIALIST III	76,185.72	76,185.72	0.00	76,185.88	0.00	0.00	76,185.88
0000338537	*RAIL OPERATOR	44,844.80	47,424.00	2,579.20	44,609.64	2,209.64	1,896.89	48,716.17
0000326472	FIELD INSPECTOR III	59,436.00	64,447.50	5,011.50	64,292.36	11,231.88	2,865.12	78,389.36
0000343678	*JOURNEYMAN BUS TECHNICIAN	47,320.00	52,291.20	4,971.20	54,379.82	1,087.66	225.00	55,692.48
0000305814	*STATION AGENT	44,928.00	46,280.00	1,352.00	49,471.60	1,253.75	0.00	50,725.35
0000336312	SR DATABASE ADMINISTRATOR	104,860.60	104,860.60	0.00	104,860.92	0.00	13,443.70	118,304.62
0000335630	*JOURNEYMAN OVERHAULER	54,537.60	56,180.80	1,643.20	59,592.68	9,745.13	225.00	69,562.81
0000332792	FINANCE ADMINISTRATOR	60,028.28	60,028.28	0.00	60,028.48	0.00	0.00	60,028.48
0000344164	*BUS OPERATOR	35,110.40	39,894.40	4,784.00	41,030.25	6,493.60	1,415.04	48,938.89
0000303186	*BUS OPERATOR	50,169.60	51,667.20	1,497.60	60,968.13	44,512.91	0.00	105,481.04
0000333694	*JOURNEYMAN OVERHAULER	53,705.60	56,180.80	2,475.20	58,635.25	3,544.87	225.00	62,405.12
0000344198	*JOURNEYMAN ET-RAIL CAR MAINT	51,272.00	53,227.20	1,955.20	50,144.95	3,184.45	450.00	53,779.40
0000342353	TRANSIT POLICE OFFICER SR	42,515.20	45,947.20	3,432.00	42,011.46	3,910.34	1,941.80	47,863.60
0000335989	*BUS OPERATOR	46,030.40	51,147.20	5,116.80	17,986.65	2,172.15	545.04	20,703.84
0000331556	OFFICE ADMINISTRATOR II	57,560.88	57,560.88	0.00	37,636.04	0.00	3,881.69	41,517.73
0000327737	(DATE LAST EMPLOYED 12-Feb-2021) FARE COLLECTION PROCESSOR	26,091.00	26,091.00	0.00	29,580.98	240.85	0.00	29,821.83
0000321601	*SERVICEPERSON I	38,022.40	39,166.40	1,144.00	42,012.40	0.00	0.00	42,012.40
0000343557	*PT BUS OPERATOR	0.00	0.00	0.00	23,713.02	0.00	0.00	23,713.02
0000331291	*BUS OPERATOR	49,649.60	51,147.20	1,497.60	54,513.06	3,973.23	1,180.32	59,666.61
0000331189	*JOURNEYMAN RAIL CAR MECHANIC	54,537.60	56,180.80	1,643.20	56,595.05	5,930.64	2,060.40	64,586.09

**METROPOLITAN ATLANTA RAPID TRANSIT AUTHORITY (MARTA)**  
**MARTOC REPORT**

EE NUMBER	TITLE	FY 20 BASE SALARY	FY 21 BASE SALARY	DIFFERENCE +/-	REGULAR EARNINGS	OVERTIME EARNINGS	OTHER EARNINGS	TOTAL EARNINGS
0000340014	AGM RESEARCH & ANALYSIS	129,718.42	162,685.38	32,966.96	132,254.61	0.00	0.00	132,254.61
0000342160	*BUS OPERATOR	38,729.60	43,659.20	4,929.60	38,833.45	3,998.22	1,508.56	44,340.23
0000304039	*SERVICEPERSON I (DATE LAST EMPLOYED 01-Jan-2021)	38,542.40	38,542.40	0.00	21,843.78	4,148.44	5,095.75	31,087.97
0000320320	*RAIL STATION CLEANER	33,945.60	34,964.80	1,019.20	39,053.97	2,326.11	0.00	41,380.08
0000302149	*JOURNEYMAN RAIL CAR MECHANIC	55,057.60	56,700.80	1,643.20	57,147.39	11,876.86	3,439.32	72,463.57
0000335495	*BUS OPERATOR	49,649.60	51,147.20	1,497.60	46,070.79	5,268.25	3,182.75	54,521.79
0000338097	CONTRACT PROFESSIONAL	0.00	0.00	0.00	67,294.55	0.00	0.00	67,294.55
0000324935	BUS RADIO MAINTENANCE SPEC	63,772.80	63,772.80	0.00	67,671.38	18,978.54	3,679.20	90,329.12
0000331994	*BUS OPERATOR	49,649.60	51,147.20	1,497.60	51,590.09	7,639.10	3,052.24	62,281.43
0000302058	*BUS OPERATOR	50,169.60	51,667.20	1,497.60	54,103.37	2,120.26	0.00	56,223.63
0000332235	SECURITY TECHNICIAN	39,166.40	39,166.40	0.00	39,166.40	0.00	4,895.80	44,062.20
0000342983	*BUS OPERATOR	35,110.40	39,894.40	4,784.00	39,964.59	3,610.92	1,977.29	45,552.80
0000304950	*JOURNEYMAN RAIL CAR MECHANIC	55,057.60	56,700.80	1,643.20	61,138.40	0.00	225.00	61,363.40
0000341509	TRANSIT POLICE OFFICER SR	45,947.20	49,691.20	3,744.00	52,328.83	16,714.84	883.60	69,927.27
0000307095	*REVENUE AGENT	49,358.40	50,856.00	1,497.60	52,535.21	0.00	949.20	53,484.41
0000303793	TRANSIT POLICE OFFICER SPECIAL	62,878.40	62,878.40	0.00	43,315.17	0.00	9,713.81	53,028.98
0000334494	*BUS OPERATOR	49,649.60	51,147.20	1,497.60	39,972.42	4,785.76	2,236.36	46,994.54
0000316333	*BUS OPERATOR	49,649.60	51,147.20	1,497.60	53,310.63	13,189.11	3,812.36	70,312.10
0000316843	*MATERIAL CONTROLLER	50,606.40	52,124.80	1,518.40	61,295.72	9,696.08	36.50	71,028.30
0000340740	SUPT LIGHT RAIL MAINT	89,620.70	89,620.70	0.00	93,120.76	0.00	0.00	93,120.76
0000340451	*BUS OPERATOR	38,729.60	43,659.20	4,929.60	41,787.96	5,341.22	2,574.85	49,704.03
0000320763	*SERVICEPERSON I (A)	38,563.20	39,728.00	1,164.80	38,263.01	393.54	2,409.27	41,065.82
0000343160	RAIL SERVICES CONTROLLER	71,552.00	73,819.20	2,267.20	77,016.08	1,176.79	0.00	78,192.87
0000337446	CJIT-POLICE DISPATCHER	44,387.20	44,387.20	0.00	48,813.68	7,762.45	0.00	56,576.13
0000315209	TRANSIT POLICE LIEUTENANT	88,628.80	88,628.80	0.00	92,352.53	1,704.48	5,241.03	99,298.04
0000331813	*JOURNEYMAN ELEC POWER ELECT	54,537.60	56,180.80	1,643.20	46,342.35	118.00	1,670.08	48,130.43
0000332120	*BUS OPERATOR	49,649.60	51,147.20	1,497.60	56,205.68	23,280.92	0.00	79,486.60
0000341731	*JOURNEYMAN ET-COMPUTER MAINT	51,667.20	56,180.80	4,513.60	52,997.11	11,544.48	5,070.44	69,612.03
0000341474	*BUS OPERATOR	35,110.40	39,894.40	4,784.00	35,942.71	9,740.48	0.00	45,683.19
0000343525	*BUS OPERATOR	35,110.40	39,894.40	4,784.00	42,771.08	4,391.84	0.00	47,162.92
0000317504	*RAIL STATION CLEANER	33,945.60	34,964.80	1,019.20	38,254.64	266.10	0.00	38,520.74
0000307132	*BUS OPERATOR	49,649.60	51,147.20	1,497.60	56,944.79	12,500.37	0.00	69,445.16
0000342926	*JOURNEYMAN ELEC POWER ELECT	47,320.00	48,755.20	1,435.20	52,325.53	6,273.43	225.00	58,823.96
0000304627	SUPV TECH SUPPORT SVCS CENTR	77,812.02	77,812.02	0.00	74,819.44	0.00	10,674.25	85,493.69

## MARTOC REPORT

EE NUMBER	TITLE	FY 20	FY 21	DIFFERENCE	REGULAR	OVERTIME	OTHER	TOTAL
		BASE SALARY	BASE SALARY	+/-	EARNINGS	EARNINGS	EARNINGS	EARNINGS
0000306773	MGR CAD	102,486.02	102,486.02	0.00	102,486.98	0.00	10,329.02	112,816.00
0000328464	*JOURNEYMAN RAIL CAR MECHANIC	54,537.60	48,755.20	-5,782.40	56,834.68	7,365.01	225.00	64,424.69
0000321706	*JOURNEYMAN TRACK WALKER	54,537.60	56,180.80	1,643.20	60,881.80	13,486.12	0.00	74,367.92
0000306118	SUPV BUS TRANSPORTATION	60,028.80	62,441.60	2,412.80	66,126.49	10,062.01	6,304.20	82,492.70
0000304986	SUPV RAIL LINE	62,608.00	62,608.00	0.00	67,176.58	8,929.21	6,020.00	82,125.79
0000337528	*BUS OPERATOR	46,030.40	51,147.20	5,116.80	51,293.56	6,927.54	1,209.80	59,430.90
0000302200	*JOURNEYMAN RAIL CAR MECHANIC	55,057.60	56,700.80	1,643.20	66,026.91	48,556.23	225.00	114,808.14
0000320152	*RAIL OPERATOR	49,649.60	51,147.20	1,497.60	54,830.10	11,387.87	2,200.08	68,418.05
0000304907	DIVISION DISPATCHER	62,379.20	62,379.20	0.00	65,534.33	2,879.04	7,647.45	76,060.82
0000337231	*RAIL OPERATOR	46,030.40	51,147.20	5,116.80	43,316.69	3,459.56	5,972.73	52,748.98
0000335438	*BUS OPERATOR	49,649.60	51,147.20	1,497.60	45,116.32	158.26	2,230.62	47,505.20
0000336496	*BUS OPERATOR	46,030.40	51,147.20	5,116.80	38,575.80	1,348.93	531.13	40,455.86
0000331882	TRANSIT POLICE OFFICER SPECIAL	58,156.80	62,878.40	4,721.60	63,939.93	0.00	2,236.80	66,176.73
0000338873	*JOURNEYMAN ET-RADIO MAINT	54,537.60	56,180.80	1,643.20	62,310.80	39,495.27	225.00	102,031.07
0000319543	DISPATCHER RADIO COMMUNICATION	38,729.60	57,116.80	18,387.20	51,613.46	2,330.90	0.00	53,944.36
0000331264	TRANSIT POLICE OFFICER SR (DATE LAST EMPLOYED 27-Jun-2021)	58,156.80	60,465.60	2,308.80	62,613.31	3,506.88	2,325.60	68,445.79
0000316273	*RAIL OPERATOR	49,649.60	51,147.20	1,497.60	54,367.35	2,667.51	1,724.40	58,759.26
0000319050	*JOURNEYMAN STRUCTURAL INSPECT	54,537.60	56,180.80	1,643.20	62,568.89	26,017.92	0.00	88,586.81
0000320366	*RAIL STATION CLEANER	33,945.60	34,964.80	1,019.20	39,105.08	13,649.10	0.00	52,754.18
0000302190	*JOURNEYMAN ET-RADIO MAINT	55,057.60	56,700.80	1,643.20	59,314.58	0.00	225.00	59,539.58
0000338543	*BUS OPERATOR	42,369.60	47,424.00	5,054.40	34,286.62	4,705.69	0.00	38,992.31
0000305638	*RAIL STATION CLEANER	38,542.40	35,484.80	-3,057.60	26,342.56	5,599.81	0.00	31,942.37
0000305930	CONTRACT PROFESSIONAL DISPATCH	0.00	0.00	0.00	67,791.00	8,920.80	0.00	76,711.80
0000342750	*BUS OPERATOR (DATE LAST EMPLOYED 31-Mar-2021)	35,110.40	39,894.40	4,784.00	33,426.11	2,463.33	595.84	36,485.28
0000342611	*BUS OPERATOR	38,729.60	39,894.40	1,164.80	25,826.63	1,506.13	0.00	27,332.76
0000302444	*BUS OPERATOR	49,649.60	51,667.20	2,017.60	40,070.59	129.41	0.00	40,200.00
0000344756	*JOURNEYMAN BUS TECHNICIAN	47,320.00	52,291.20	4,971.20	54,449.02	3,268.06	225.00	57,942.08
0000335496	*JOURNEYMAN ET-RADIO MAINT	54,537.60	56,180.80	1,643.20	58,502.55	2,424.89	225.00	61,152.44
0000342908	DEPUTY GM OPS & URB PLAN	260,000.00	325,000.00	65,000.00	325,500.16	0.00	0.00	325,500.16
0000326347	*JOURNEYMAN RAIL CAR MECHANIC	54,537.60	56,180.80	1,643.20	59,255.61	3,794.42	225.00	63,275.03
0000333580	*BUS OPERATOR	49,649.60	51,147.20	1,497.60	50,980.92	3,555.89	1,944.88	56,481.69
0000341604	*BUS OPERATOR	38,729.60	43,659.20	4,929.60	46,898.08	13,086.74	0.00	59,984.82
0000344607	*BUS OPERATOR	39,894.40	39,894.40	0.00	31,321.21	2,199.48	51.22	33,571.91
0000335505	*BUS OPERATOR	49,649.60	51,147.20	1,497.60	56,783.59	3,254.81	0.00	60,038.40
0000303371	*RAIL OPERATOR	50,169.60	51,667.20	1,497.60	61,031.80	8,877.21	0.00	69,909.01



**METROPOLITAN ATLANTA RAPID TRANSIT AUTHORITY (MARTA)**  
**MARTOC REPORT**

EE NUMBER	TITLE	FY 20 BASE SALARY	FY 21 BASE SALARY	DIFFERENCE +/-	REGULAR EARNINGS	OVERTIME EARNINGS	OTHER EARNINGS	TOTAL EARNINGS
0000342407	*BUS OPERATOR	38,729.60	43,659.20	4,929.60	39,609.30	1,464.82	0.00	41,074.12
0000303715	*BUS OPERATOR	50,169.60	51,667.20	1,497.60	56,260.03	12,430.49	0.00	68,690.52
0000320232	(DATE LAST EMPLOYED 05-Apr-2021) TRANSIT POLICE OFFICER SPECIAL	62,878.40	62,878.40	0.00	19,105.36	0.00	4,192.00	23,297.36
0000303402	(DATE LAST EMPLOYED 30-Oct-2020) *BUS OPERATOR	50,169.60	50,169.60	0.00	26,501.72	5,872.84	0.00	32,374.56
0000305573	(DATE LAST EMPLOYED 01-Dec-2020) *BUS OPERATOR	50,169.60	51,667.20	1,497.60	56,874.49	22,885.45	0.00	79,759.94
0000322347	MGR INSURANCE SAFETY	81,149.64	81,149.64	0.00	81,149.74	0.00	7,802.85	88,952.59
0000342410	*BUS OPERATOR	38,729.60	43,659.20	4,929.60	32,789.99	1,457.58	3,623.89	37,871.46
0000333478	(DATE LAST EMPLOYED 24-May-2021) *JOURNEYMAN AA BUS TECHNICIAN	54,537.60	56,180.80	1,643.20	57,526.05	18,842.36	225.00	76,593.41
0000344108	*BUS OPERATOR	35,110.40	39,894.40	4,784.00	30,470.59	2,833.82	288.48	33,592.89
0000302527	(DATE LAST EMPLOYED 01-Jul-2021) CONTRACT PROFESSIONAL	106,353.00	106,353.00	0.00	69,538.50	0.00	0.00	69,538.50
0000319031	(DATE LAST EMPLOYED 01-Jun-2021) SUPV BUS TRANSPORTATION	49,649.60	58,843.20	9,193.60	58,198.99	9,141.15	4,526.40	71,866.54
0000304690	*BUS OPERATOR	50,169.60	51,667.20	1,497.60	58,485.77	24,365.35	0.00	82,851.12
0000318791	SUPV BUS TRANSPORTATION	49,649.60	56,576.00	6,926.40	44,086.07	4,304.68	2,499.77	50,890.52
0000302547	*BUS OPERATOR	50,169.60	51,667.20	1,497.60	54,757.88	4,605.26	0.00	59,363.14
0000337494	BUYER PLANNER III	72,184.32	72,184.32	0.00	72,184.49	0.00	0.00	72,184.49
0000326268	*JOURNEYMAN RAIL CAR MECHANIC	54,537.60	56,180.80	1,643.20	59,040.80	0.00	225.00	59,265.80
0000329016	*RAIL OPERATOR	49,649.60	51,147.20	1,497.60	45,821.61	2,229.50	2,695.53	50,746.64
0000332782	SR FINANCIAL ANALYST	100,081.54	100,081.54	0.00	100,081.80	0.00	3,849.30	103,931.10
0000324682	TRANSIT POLICE OFFICER SPECIAL	62,878.40	62,878.40	0.00	58,186.07	11,109.59	17,739.88	87,035.54
0000339024	*JOURNEYMAN AA BUS TECHNICIAN	52,665.60	54,433.60	1,768.00	61,673.16	40,339.86	225.00	102,238.02
0000305646	*JOURNEYMAN BODY REPAIR	55,057.60	56,700.80	1,643.20	32,982.51	9,674.96	1,097.32	43,754.79
0000327676	*JOURNEYMAN RAIL CAR MECHANIC	54,537.60	56,180.80	1,643.20	60,210.19	2,317.18	399.80	62,927.17
0000320573	*SERVICEPERSON I	38,022.40	39,166.40	1,144.00	34,518.13	112.98	0.00	34,631.11
0000343495	*BUS OPERATOR	35,110.40	39,894.40	4,784.00	40,666.19	5,944.55	2,095.20	48,705.94
0000332900	*BUS OPERATOR	49,649.60	51,147.20	1,497.60	55,303.72	8,815.16	0.00	64,118.88
0000332002	*BUS OPERATOR	49,649.60	51,147.20	1,497.60	55,617.50	5,792.78	0.00	61,410.28
0000306235	*JOURNEYMAN ET-RAIL CAR MAINT	54,537.60	56,700.80	2,163.20	66,970.42	13,283.81	225.00	80,479.23
0000339301	CUSTOMER CARE FIELD REP	44,382.00	44,382.00	0.00	46,186.38	0.00	1,229.50	47,415.88
0000332953	REDUCED FARE REPRESENTATIVE	26,676.00	33,871.50	7,195.50	35,959.27	0.00	868.50	36,827.77
0000345738	*BUS OPERATOR	36,171.20	36,171.20	0.00	22,471.04	3,225.53	0.00	25,696.57
0000302720	*BUS OPERATOR	50,169.60	51,667.20	1,497.60	45,942.38	6,465.90	6,078.33	58,486.61
0000345673	SR SERVICE PLANNER	73,000.20	73,000.20	0.00	39,307.84	0.00	0.00	39,307.84
0000343454	TRANSIT POLICE OFFICER	35,110.40	39,291.20	4,180.80	43,033.15	7,194.83	0.00	50,227.98
0000305970	CONTRACT PROFESSIONAL	0.00	0.00	0.00	45,734.25	2,817.75	0.00	48,552.00

METROPOLITAN ATLANTA RAPID TRANSIT AUTHORITY (MARTA)  
MARTOC REPORT

EE NUMBER	TITLE	FY 20 BASE SALARY	FY 21 BASE SALARY	DIFFERENCE +/-	REGULAR EARNINGS	OVERTIME EARNINGS	OTHER EARNINGS	TOTAL EARNINGS
0000306527	*BUS OPERATOR	50,169.60	51,667.20	1,497.60	55,443.36	15,073.63	0.00	70,516.99
0000345974	MGR BUSINESS DEV SALES	100,000.16	100,000.16	0.00	34,455.46	0.00	0.00	34,455.46
0000340394	PROTECTIVE SPEC POLICE CADET	31,200.00	31,200.00	0.00	34,741.25	1,636.89	5,850.00	42,228.14
0000303155	SUPV BUS TRANSPORTATION	62,379.20	62,379.20	0.00	63,659.94	4,618.46	2,399.20	70,677.60
0000338055	*STATION AGENT	40,372.80	45,760.00	5,387.20	47,619.59	257.20	1,040.40	48,917.19
0000325943	*BUS OPERATOR	46,030.40	51,147.20	5,116.80	21,222.88	1,350.64	354.08	22,927.60
0000341537	TRANSIT POLICE OFFICER SR (DATE LAST EMPLOYED 12-May-2021)	42,515.20	45,947.20	3,432.00	43,584.46	505.15	4,837.32	48,926.93
0000329417	*JOURNEYMAN ET-RADIO MAINT	54,537.60	56,180.80	1,643.20	55,878.80	28,389.20	225.00	84,493.00
0000337474	*BUS OPERATOR	46,030.40	51,147.20	5,116.80	54,087.65	8,866.64	373.76	63,328.05
0000345266	PROTECTIVE SPEC POLICE CADET	31,200.00	31,200.00	0.00	33,500.00	360.00	0.00	33,860.00
0000334658	*BUS OPERATOR	49,649.60	51,147.20	1,497.60	41,217.53	3,262.64	2,924.32	47,404.49
0000340433	AUDITOR I	48,000.16	48,000.16	0.00	48,000.44	0.00	923.09	48,923.53
0000315206	SUPT RAIL CAR MAINT	75,316.02	75,316.02	0.00	78,507.14	0.00	6,179.81	84,686.95
0000344793	*JOURNEYMAN BUS TECHNICIAN	47,320.00	52,291.20	4,971.20	54,550.25	5,375.78	225.00	60,151.03
0000305844	*BUS OPERATOR	50,169.60	51,667.20	1,497.60	56,080.39	22,557.71	0.00	78,638.10
0000319880	*BUS OPERATOR	49,649.60	51,147.20	1,497.60	49,898.28	18,454.82	0.00	68,353.10
0000328129	*BUS OPERATOR	49,649.60	51,147.20	1,497.60	54,707.99	10,740.46	0.00	65,448.45
0000334980	*BUS OPERATOR	49,649.60	51,147.20	1,497.60	40,460.83	1,377.81	3,590.37	45,429.01
0000342006	*BUS OPERATOR	38,729.60	43,659.20	4,929.60	38,884.70	1,358.48	2,452.56	42,695.74
0000304367	*LIGHT RAIL OPERATOR	35,110.40	39,894.40	4,784.00	39,312.01	43.98	0.00	39,355.99
0000307024	SYSTEM SAFETY COORDINATOR	96,408.00	96,408.00	0.00	96,408.00	0.00	4,202.40	100,610.40
0000343787	*BUS OPERATOR	35,110.40	39,894.40	4,784.00	42,274.92	6,357.78	0.00	48,632.70
0000345231	CJIT-CALL TAKER	39,707.20	39,707.20	0.00	43,772.18	1,539.15	0.00	45,311.33
0000302675	*JOURNEYMAN SUPPORT EQUIPMENT	55,057.60	56,700.80	1,643.20	60,587.68	437.94	225.00	61,250.62
0000337707	DIR TECH SUPPORT SERVICES	148,405.92	148,405.92	0.00	148,406.11	0.00	0.00	148,406.11
0000317959	*BUS OPERATOR	49,649.60	51,147.20	1,497.60	51,958.02	484.31	2,135.12	54,577.45
0000342704	*JOURNEYMAN BUS TECHNICIAN	50,752.00	53,060.80	2,308.80	47,139.74	2,005.57	225.00	49,370.31
0000330540	SR INSTRUCTOR BUS TRANSPORT	75,835.24	75,835.24	0.00	79,335.51	0.00	1,529.93	80,865.44
0000338639	ACCOUNTANT III	64,517.44	64,517.44	0.00	63,111.54	0.00	7,308.71	70,420.25
0000345363	*JOURNEYMAN BUS TECHNICIAN	48,755.20	48,755.20	0.00	44,166.31	1,890.11	0.00	46,056.42
0000303492	*SERVICEPERSON V	52,020.80	53,580.80	1,560.00	60,212.06	9,012.18	0.00	69,224.24
0000302829	SR EXECUTIVE ADMINISTRATOR	83,000.06	83,000.06	0.00	67,608.76	0.00	27,858.68	95,467.44
0000303122	SUPV BUS TRANSPORTATION	65,956.80	65,956.80	0.00	67,300.52	412.24	2,409.96	70,122.72
0000331588	*BUS OPERATOR	49,649.60	51,147.20	1,497.60	43,727.45	4,036.02	4,229.92	51,993.39

## MARTOC REPORT

EE NUMBER	TITLE	FY 20	FY 21	DIFFERENCE	REGULAR	OVERTIME	OTHER	TOTAL
		BASE SALARY	BASE SALARY	+/-	EARNINGS	EARNINGS	EARNINGS	EARNINGS
0000303217	TRANSIT POLICE LIEUTENANT	88,628.80	88,628.80	0.00	92,128.80	0.00	0.00	92,128.80
0000344459	*BUS OPERATOR	39,894.40	39,894.40	0.00	36,872.71	2,928.28	1,170.24	40,971.23
0000335205	*BUS OPERATOR	49,649.60	51,147.20	1,497.60	55,677.25	5,925.39	0.00	61,602.64
0000334769	*BUS OPERATOR (DATE LAST EMPLOYED 30-Apr-2021)	49,649.60	51,147.20	1,497.60	44,036.91	6,693.13	3,553.48	54,283.52
0000330683	*RAIL OPERATOR	49,649.60	51,147.20	1,497.60	46,795.44	1,650.16	4,753.40	53,199.00
0000339324	ADMINISTRATIVE ASSISTANT	37,732.50	37,732.50	0.00	37,877.75	217.69	967.50	39,062.94
0000340599	*STATION AGENT	37,211.20	41,600.00	4,388.80	41,608.88	3,893.64	795.28	46,297.80
0000343485	FIRE PROTECTION ENGINEER VI	95,962.10	95,962.10	0.00	95,962.89	0.00	0.00	95,962.89
0000302302	*BUS OPERATOR	50,169.60	51,667.20	1,497.60	59,514.44	44,680.50	0.00	104,194.94
0000317917	SR ADJUSTER LIABILITY LITIG	69,356.82	69,356.82	0.00	69,356.94	0.00	5,478.13	74,835.07
0000320361	*SERVICEPERSON I	33,945.60	35,484.80	1,539.20	32,656.89	2,789.55	4,031.52	39,477.96
0000330388	SR PROJECT MANAGER (DATE LAST EMPLOYED 02-Feb-2021)	114,355.54	114,355.54	0.00	78,705.30	0.00	8,596.04	87,301.34
0000318792	*BUS OPERATOR	49,649.60	51,147.20	1,497.60	56,452.32	6,396.44	3,130.24	65,979.00
0000316610	*BUS OPERATOR	49,649.60	51,147.20	1,497.60	48,001.23	3,851.65	3,393.64	55,246.52
0000342506	*BUS OPERATOR	38,729.60	43,659.20	4,929.60	44,841.64	9,899.59	0.00	54,741.23
0000304686	*BUS OPERATOR	50,169.60	51,667.20	1,497.60	56,527.71	16,717.07	0.00	73,244.78
0000322946	CAPITAL PROJECT COORDINATOR	72,745.92	72,745.92	0.00	69,251.25	0.00	0.00	69,251.25
0000337368	*RAIL STATION CLEANER	33,945.60	34,964.80	1,019.20	23,467.28	4,002.48	1,255.71	28,725.47
0000336501	*BUS OPERATOR	42,369.60	47,424.00	5,054.40	49,874.71	14,261.51	2,008.15	66,144.37
0000302098	ELECTRICAL ENGINEER VI	102,512.28	102,512.28	0.00	102,512.30	0.00	7,885.56	110,397.86
0000338404	*BUS OPERATOR	42,369.60	47,424.00	5,054.40	35,434.29	2,070.74	1,420.32	38,925.35
0000342609	CONFIG MGMT SPECIALIST III	57,000.06	65,726.96	8,726.90	65,391.68	0.00	1,483.08	66,874.76
0000304269	*BUS OPERATOR	49,649.60	51,147.20	1,497.60	54,214.36	14,883.08	3,309.68	72,407.12
0000338023	FOREMAN CUSTODIAL SERVICES	48,921.60	48,921.60	0.00	52,750.88	1,881.60	1,881.60	56,514.08
0000343520	*BUS OPERATOR	35,110.40	39,894.40	4,784.00	42,989.78	7,244.31	0.00	50,234.09
0000303694	CONTRACT EMP PT POLICE OFFICER	0.00	0.00	0.00	52,206.13	2,819.63	0.00	55,025.76
0000343473	*BUS OPERATOR	35,110.40	39,894.40	4,784.00	42,295.70	3,118.38	613.76	46,027.84
0000320445	SR EXECUTIVE ADMINISTRATOR (DATE LAST EMPLOYED 25-Sep-2020)	74,160.32	74,160.32	0.00	25,670.30	0.00	3,422.79	29,093.09
0000317910	TRANSIT POLICE OFFICER SR	60,465.60	60,465.60	0.00	64,256.33	33,575.89	4,069.80	101,902.02
0000333697	TRANSIT POLICE SERGEANT	51,708.80	57,532.80	5,824.00	59,429.64	4,800.28	412.30	64,642.22
0000327311	*JOURNEYMAN RAIL CAR MECHANIC	54,537.60	56,180.80	1,643.20	47,331.83	1,101.24	441.08	48,874.15
0000328954	*SERVICEPERSON I	38,022.40	39,166.40	1,144.00	43,948.56	7,345.15	0.00	51,293.71
0000305652	*BUS OPERATOR	50,169.60	51,667.20	1,497.60	57,809.93	47,257.41	0.00	105,067.34
0000304650	SUPV RIDESTORE OPERATIONS	59,476.56	59,476.56	0.00	62,976.70	0.00	6,405.20	69,381.90

**METROPOLITAN ATLANTA RAPID TRANSIT AUTHORITY (MARTA)**  
**MARTOC REPORT**

EE NUMBER	TITLE	FY 20	FY 21	DIFFERENCE	REGULAR	OVERTIME	OTHER	TOTAL
		BASE SALARY	BASE SALARY	+/-	EARNINGS	EARNINGS	EARNINGS	EARNINGS
0000334018	*BUS OPERATOR	49,649.60	51,147.20	1,497.60	55,329.84	12,241.59	2,299.50	69,870.93
0000304626	MGR MEDIA SALES	69,726.28	77,523.42	7,797.14	72,425.52	0.00	4,539.14	76,964.66
0000339128	*SERVICEPERSON IV	37,211.20	41,849.60	4,638.40	42,121.15	6,618.09	2,801.28	51,540.52
0000322991	OFFICE ADMINISTRATOR II	60,302.58	60,302.58	0.00	60,302.68	0.00	0.00	60,302.68
0000332510	TRANSIT POLICE OFFICER SR	55,931.20	58,156.80	2,225.60	60,321.26	7,709.32	0.00	68,030.58
0000303663	*BUS OPERATOR	50,169.60	51,667.20	1,497.60	57,589.58	19,763.73	0.00	77,353.31
0000320931	FOREMAN POWER	62,608.00	62,608.00	0.00	69,012.65	13,364.40	0.00	82,377.05
0000338914	CUSTOMER CARE REP (DATE LAST EMPLOYED 12-May-2021)	39,916.50	39,916.50	0.00	35,853.35	0.00	634.78	36,488.13
0000344471	TRANSIT POLICE OFFICER	31,200.00	39,291.20	8,091.20	35,742.40	8,563.50	2,555.60	46,861.50
0000304127	*BUS OPERATOR	49,649.60	51,667.20	2,017.60	37,925.32	1,589.78	4,529.88	44,044.98
0000344749	*BUS OPERATOR	39,894.40	39,894.40	0.00	34,901.97	4,411.26	0.00	39,313.23
0000320286	SCHEDULE ANALYST II	60,302.58	60,302.58	0.00	59,684.39	0.00	1,669.96	61,354.35
0000315036	RAIL SERVICES CONTROLLER	76,835.20	76,835.20	0.00	77,620.11	2,752.03	5,048.59	85,420.73
0000337401	INSTRUCTOR BUS OPERATIONS	58,344.00	58,344.00	0.00	63,302.60	14,747.29	0.00	78,049.89
0000342872	*BUS OPERATOR	36,171.20	36,171.20	0.00	16,380.18	4,456.62	0.00	20,836.80
0000343387	*BUS OPERATOR	35,110.40	39,894.40	4,784.00	40,200.21	4,684.69	1,065.12	45,950.02
0000334470	*JOURNEYMAN ELEC POWER ELECT	54,537.60	56,180.80	1,643.20	58,093.42	34,267.21	2,884.92	95,245.55
0000319447	ASST SUPV FIELD DATA COLL	54,350.40	54,350.40	0.00	57,932.33	0.00	418.08	58,350.41
0000324740	SR DIR CUSTOMER & EMP EXPER	150,000.24	150,000.24	0.00	157,500.38	0.00	0.00	157,500.38
0000343775	*BUS OPERATOR	35,110.40	39,894.40	4,784.00	40,524.81	5,841.20	920.64	47,286.65
0000315290	QA ENGINEER	64,452.18	78,956.02	14,503.84	71,300.09	0.00	7,288.27	78,588.36
0000304899	*BUS OPERATOR	50,169.60	51,667.20	1,497.60	57,953.68	15,370.48	0.00	73,324.16
0000315236	*JOURNEYMAN TRACK WALKER	54,537.60	56,180.80	1,643.20	65,330.27	26,408.50	0.00	91,738.77
0000327289	*BUS OPERATOR	49,649.60	51,147.20	1,497.60	53,789.66	5,182.97	1,669.35	60,641.98
0000322680	*JOURNEYMAN RAIL CAR MECHANIC	54,537.60	56,180.80	1,643.20	59,978.16	12,168.65	225.00	72,371.81
0000331668	*STATION AGENT	44,408.00	45,760.00	1,352.00	47,088.72	1,729.36	2,412.00	51,230.08
0000330892	SUPV BUS TRANSPORTATION	49,649.60	58,843.20	9,193.60	59,812.58	6,565.58	1,584.24	67,962.40
0000319607	*JOURNEYMAN ET-RAIL CAR MAINT	54,537.60	56,180.80	1,643.20	60,613.76	15,350.63	225.00	76,189.39
0000338910	*BUS OPERATOR	42,369.60	47,424.00	5,054.40	39,598.88	3,831.82	162.96	43,593.66
0000337602	*RAIL STATION CLEANER	33,945.60	34,964.80	1,019.20	40,672.64	11,945.15	0.00	52,617.79
0000344109	*BUS OPERATOR	35,110.40	39,894.40	4,784.00	40,398.81	3,811.86	0.00	44,210.67
0000322447	*BUS OPERATOR	49,649.60	51,147.20	1,497.60	54,787.32	10,175.58	190.96	65,153.86
0000343673	*BUS OPERATOR (DATE LAST EMPLOYED 19-Mar-2021)	35,110.40	39,894.40	4,784.00	30,202.38	3,150.62	0.00	33,353.00
0000329338	SUPV BUS TRANSPORTATION	62,379.20	62,379.20	0.00	64,492.20	1,522.04	4,457.72	70,471.96
0000304041	*BUS OPERATOR	50,169.60	51,667.20	1,497.60	51,650.64	6,817.29	0.00	58,467.93

**METROPOLITAN ATLANTA RAPID TRANSIT AUTHORITY (MARTA)**  
**MARTOC REPORT**

EE NUMBER	TITLE	FY 20 BASE SALARY	FY 21 BASE SALARY	DIFFERENCE +/-	REGULAR EARNINGS	OVERTIME EARNINGS	OTHER EARNINGS	TOTAL EARNINGS
0000305758	(DATE LAST EMPLOYED 01-May-2021) *SERVICEPERSON I	38,542.40	39,686.40	1,144.00	44,914.34	8,934.54	0.00	53,848.88
0000320876	*JOURNEYMAN ELEC POWER ELECT	54,537.60	56,180.80	1,643.20	59,709.71	10,377.63	1,699.64	71,786.98
0000322378	GEN SUPT CONTROL CENTER	97,338.02	120,000.14	22,662.12	114,988.23	0.00	4,153.86	119,142.09
0000321954	*RAIL OPERATOR	49,649.60	51,147.20	1,497.60	47,895.92	1,110.43	4,387.42	53,393.77
0000302142	INSTRUCTOR CAR MAINT ELECT	62,691.20	62,691.20	0.00	65,226.72	723.36	0.00	65,950.08
0000343058	*BUS OPERATOR	35,110.40	39,894.40	4,784.00	43,084.86	7,390.60	0.00	50,475.46
0000333412	*BUS OPERATOR	49,649.60	51,147.20	1,497.60	53,172.34	18,607.70	2,881.68	74,661.72
0000328919	DISPATCHER RADIO COMMUNICATION	61,193.60	61,193.60	0.00	66,377.90	7,252.03	2,353.60	75,983.53
0000344352	TRANSIT POLICE OFFICER SR	53,768.00	55,931.20	2,163.20	58,304.00	27,142.25	3,681.40	89,127.65
0000319812	*BUS OPERATOR	49,649.60	51,147.20	1,497.60	55,606.73	13,057.67	0.00	68,664.40
0000316268	*BUS OPERATOR	49,649.60	51,147.20	1,497.60	37,472.77	0.00	668.36	38,141.13
0000306623	DISPATCHER RADIO COMMUNICATION (DATE LAST EMPLOYED 01-Jul-2021)	62,441.60	62,441.60	0.00	55,554.68	2,551.70	11,287.52	69,393.90
0000343713	*JOURNEYMAN AA BUS TECHNICIAN	52,478.40	54,246.40	1,768.00	53,309.73	3,610.28	225.00	57,145.01
0000322159	*SERVICEPERSON I	38,022.40	39,166.40	1,144.00	32,767.70	679.89	0.00	33,447.59
0000326198	IT QUALITY ASSURANCE ENGINEER	99,458.84	99,458.84	0.00	99,458.92	0.00	16,816.20	116,275.12
0000305856	REDUCED FARE REPRESENTATIVE	37,011.00	37,011.00	0.00	35,543.00	14.24	4,982.25	40,539.49
0000302325	*JOURNEYMAN BUS TECHNICIAN	53,705.60	55,328.00	1,622.40	62,229.76	35,657.77	225.00	98,112.53
0000343173	*BUS OPERATOR	35,110.40	39,894.40	4,784.00	42,999.43	8,085.43	1,074.08	52,158.94
0000335739	*BUS OPERATOR	49,649.60	51,147.20	1,497.60	56,815.24	13,397.22	0.00	70,212.46
0000335872	SR CONTRACT SPECIALIST	87,381.84	87,381.84	0.00	79,988.23	0.00	7,393.98	87,382.21
0000313012	MGR ARCHITECTURE	108,965.22	108,965.22	0.00	108,965.58	0.00	8,940.74	117,906.32
0000334178	*RAIL OPERATOR	49,649.60	51,147.20	1,497.60	49,101.54	1,629.57	1,747.44	52,478.55
0000343980	*BUS OPERATOR	35,110.40	39,894.40	4,784.00	37,392.44	2,842.12	2,330.38	42,564.94
0000343519	*BUS OPERATOR	35,110.40	39,894.40	4,784.00	42,532.51	4,099.94	257.40	46,889.85
0000311394	*JOURNEYMAN ET-RAIL CAR MAINT	54,537.60	56,180.80	1,643.20	54,899.70	0.00	3,205.88	58,105.58
0000334485	DIVISION DISPATCHER (DATE LAST EMPLOYED 30-Jul-2021)	58,822.40	58,822.40	0.00	63,524.30	10,159.59	0.00	73,683.89
0000341154	*BUS OPERATOR	38,729.60	43,659.20	4,929.60	45,187.01	8,132.34	1,508.56	54,827.91
0000332720	SUPV CAR REPAIR INSPECTION	64,459.20	64,459.20	0.00	69,539.69	10,226.70	7,437.60	87,203.99
0000302526	*RAIL STATION CLEANER	33,945.60	34,964.80	1,019.20	36,203.02	587.52	3,184.41	39,974.95
0000303973	*JOURNEYMAN ET-TRAIN CONTROL	54,537.60	56,180.80	1,643.20	62,449.16	39,505.48	225.00	102,179.64
0000341608	*BUS OPERATOR	38,729.60	43,659.20	4,929.60	45,837.40	8,670.62	0.00	54,508.02
0000323022	*JOURNEYMAN ET-TELEPHONE MAINT	54,537.60	56,180.80	1,643.20	61,019.32	2,432.92	225.00	63,677.24
0000323243	*BUS OPERATOR	49,649.60	51,147.20	1,497.60	53,367.46	20,952.26	1,359.49	75,679.21
0000344212	*BUS OPERATOR	35,110.40	39,894.40	4,784.00	41,907.21	6,652.59	0.00	48,559.80

**METROPOLITAN ATLANTA RAPID TRANSIT AUTHORITY (MARTA)**  
**MARTOC REPORT**

EE NUMBER	TITLE	FY 20	FY 21	DIFFERENCE	REGULAR	OVERTIME	OTHER	TOTAL
		BASE SALARY	BASE SALARY	+/-	EARNINGS	EARNINGS	EARNINGS	EARNINGS
0000342403	*BUS OPERATOR	38,729.60	43,659.20	4,929.60	44,026.44	6,301.81	749.28	51,077.53
0000333105	*BUS OPERATOR	49,649.60	51,147.20	1,497.60	55,709.42	6,160.53	0.00	61,869.95
0000321836	INSTRUCTOR BUS OPERATIONS	60,673.60	60,673.60	0.00	64,173.60	196.90	5,250.60	69,621.10
0000317785	*BUS OPERATOR	49,649.60	51,147.20	1,497.60	43,838.02	1,580.08	977.84	46,395.94
0000330980	*RAIL OPERATOR	49,649.60	51,147.20	1,497.60	57,131.16	14,800.74	0.00	71,931.90
0000338541	*BUS OPERATOR	38,729.60	43,659.20	4,929.60	41,554.61	2,892.08	0.00	44,446.69
0000326715	*BUS OPERATOR	49,649.60	51,147.20	1,497.60	56,142.31	13,287.05	1,949.92	71,379.28
0000320428	*BUS OPERATOR	49,649.60	51,147.20	1,497.60	44,322.93	494.63	5,262.55	50,080.11
0000334379	*JOURNEYMAN ELEC POWER ELECT (DATE LAST EMPLOYED 29-Apr-2021)	54,537.60	56,180.80	1,643.20	47,427.39	2,782.57	225.00	50,434.96
0000327455	*BUS OPERATOR	49,649.60	51,147.20	1,497.60	54,910.72	20,453.66	3,147.52	78,511.90
0000328291	*BUS OPERATOR	49,649.60	51,147.20	1,497.60	53,301.42	863.67	966.32	55,131.41
0000330915	*BUS OPERATOR	49,649.60	51,147.20	1,497.60	56,574.13	15,559.83	381.92	72,515.88
0000337878	*BUS OPERATOR	46,030.40	51,147.20	5,116.80	51,943.14	5,317.56	0.00	57,260.70
0000320171	BUSINESS MGMT SPECIALIST	69,852.38	75,448.88	5,596.50	72,004.97	0.00	4,406.25	76,411.22
0000331311	*RAIL OPERATOR	42,369.60	47,424.00	5,054.40	45,035.27	2,448.93	3,994.34	51,478.54
0000342892	*BUS OPERATOR	35,110.40	39,894.40	4,784.00	27,407.20	724.41	554.08	28,685.69
0000304741	*PT BUS OPERATOR	0.00	0.00	0.00	25,440.21	0.00	0.00	25,440.21
0000317666	GIS ANALYST III	82,628.78	82,628.78	0.00	62,925.27	0.00	19,545.32	82,470.59
0000321158	MGR COST ESTIMATION	105,835.08	105,835.08	0.00	105,835.15	0.00	10,854.88	116,690.03
0000335307	*BUS OPERATOR	49,649.60	51,147.20	1,497.60	47,290.53	6,584.12	0.00	53,874.65
0000305221	TRANSIT POLICE OFFICER SPECIAL	62,878.40	62,878.40	0.00	69,494.50	15,689.41	4,987.95	90,171.86
0000331584	*JOURNEYMAN ET-TRAIN CONTROL	54,537.60	56,180.80	1,643.20	60,615.41	20,154.16	1,281.70	82,051.27
0000303721	SUPV BUS MAINTENANCE	57,262.40	57,262.40	0.00	61,395.59	9,098.68	7,983.70	78,477.97
0000341607	*BUS OPERATOR (DATE LAST EMPLOYED 30-Mar-2021)	38,729.60	43,659.20	4,929.60	25,916.32	1,540.67	670.34	28,127.33
0000318898	*BUS OPERATOR	49,649.60	51,147.20	1,497.60	39,626.23	3,161.54	6,595.65	49,383.42
0000344312	*JOURNEYMAN TRACK MAINTAINER	47,320.00	53,227.20	5,907.20	55,833.03	20,527.89	0.00	76,360.92
0000334696	MECHANICAL ENGINEER VI	84,880.90	84,880.90	0.00	88,381.21	0.00	3,482.30	91,863.51
0000342263	*BUS OPERATOR (DATE LAST EMPLOYED 01-Feb-2021)	38,729.60	39,894.40	1,164.80	29,202.30	2,104.28	0.00	31,306.58
0000320167	*JOURNEYMAN ET-RADIO MAINT	54,537.60	56,180.80	1,643.20	60,425.41	41,505.35	225.00	102,155.76
0000330686	DISPATCHER RADIO COMMUNICATION	57,116.80	57,116.80	0.00	58,255.25	6,093.43	6,837.54	71,186.22
0000332890	*BUS OPERATOR	49,649.60	51,147.20	1,497.60	47,131.20	4,210.57	5,181.40	56,523.17
0000344333	*PT BUS OPERATOR	0.00	0.00	0.00	18,602.90	0.00	3,736.27	22,339.17
0000322926	*BUS OPERATOR	49,649.60	51,147.20	1,497.60	55,663.72	11,503.61	0.00	67,167.33
0000302242	SUPT RAIL LINE	73,515.26	73,515.26	0.00	77,015.30	0.00	13,609.77	90,625.07

## MARTOC REPORT

EE NUMBER	TITLE	FY 20	FY 21	DIFFERENCE	REGULAR	OVERTIME	OTHER	TOTAL
		BASE SALARY	BASE SALARY	+/-	EARNINGS	EARNINGS	EARNINGS	EARNINGS
0000323512	*BUS OPERATOR	49,649.60	51,147.20	1,497.60	53,129.25	2,260.61	2,331.84	57,721.70
0000324863	SUPV BUS TRANSPORTATION	49,649.60	56,576.00	6,926.40	50,229.95	7,636.60	3,089.92	60,956.47
0000342303	*BUS OPERATOR	38,729.60	43,659.20	4,929.60	40,394.06	3,214.91	0.00	43,608.97
0000331115	*BUS OPERATOR	49,649.60	51,147.20	1,497.60	55,587.09	5,699.62	0.00	61,286.71
0000334842	*BUS OPERATOR	49,649.60	51,147.20	1,497.60	53,326.59	13,777.53	3,888.33	70,992.45
0000342653	*BUS OPERATOR	35,110.40	39,894.40	4,784.00	43,729.62	10,672.52	446.88	54,849.02
0000323019	*BUS OPERATOR	49,649.60	51,147.20	1,497.60	55,351.90	9,426.58	0.00	64,778.48
0000317769	*JOURNEYMAN RAIL CAR MECHANIC	54,537.60	56,180.80	1,643.20	59,289.51	0.00	225.00	59,514.51
0000338083	*BUS OPERATOR	46,030.40	51,147.20	5,116.80	42,669.88	4,236.42	1,867.45	48,773.75
0000316942	OFFICE ADMINISTRATOR II	65,635.96	65,635.96	0.00	65,636.23	0.00	5,048.96	70,685.19
0000302942	GEN SUPT BUS TRANS OPERATIONS	71,702.02	83,987.02	12,285.00	81,464.25	0.00	9,212.83	90,677.08
0000330985	*RAIL OPERATOR	49,649.60	51,147.20	1,497.60	54,393.02	4,386.95	1,145.76	59,925.73
0000302355	SUPV BUS MAINTENANCE (DATE LAST EMPLOYED 01-Dec-2020)	62,608.00	62,608.00	0.00	28,053.20	4,725.70	10,835.70	43,614.60
0000331309	*JOURNEYMAN TRACK MECHANIC	54,537.60	56,180.80	1,643.20	59,872.51	18,883.27	225.00	78,980.78
0000302127	*JOURNEYMAN ET-RAIL CAR MAINT	55,057.60	56,700.80	1,643.20	67,283.30	1,320.20	225.00	68,828.50
0000341622	*JOURNEYMAN RAIL CAR MECHANIC	50,752.00	48,755.20	-1,996.80	56,963.90	8,545.10	225.00	65,734.00
0000302135	CONTRACT SERVICES COORDINATOR	60,777.60	60,777.60	0.00	64,277.60	0.00	0.00	64,277.60
0000338535	*BUS OPERATOR	44,844.80	51,147.20	6,302.40	54,461.77	3,670.83	0.00	58,132.60
0000345496	WARRANTY SPECIALIST	87,000.16	87,000.16	0.00	60,231.08	0.00	0.00	60,231.08
0000315140	MGR ACCOUNTING	107,690.96	107,690.96	0.00	103,963.38	0.00	12,011.72	115,975.10
0000343089	*BUS OPERATOR	35,110.40	39,894.40	4,784.00	41,337.57	7,663.80	2,698.73	51,700.10
0000345006	MGR CONTRACTS	98,000.24	98,000.24	0.00	98,000.39	0.00	0.00	98,000.39
0000319681	IT ANALYST	74,934.34	74,934.34	0.00	74,934.60	0.00	10,068.14	85,002.74
0000328834	*BUS OPERATOR	49,649.60	51,147.20	1,497.60	57,244.49	21,295.44	381.92	78,921.85
0000320422	FOREMAN CUSTODIAL SERVICES	48,921.60	48,921.60	0.00	51,080.96	682.08	1,881.60	53,644.64
0000302256	SUPT BUS MAINTENANCE GARAGE	75,021.44	75,021.44	0.00	78,521.73	0.00	9,387.30	87,909.03
0000302550	SUPT SERVICE QUALITY	82,220.06	82,220.06	0.00	85,403.87	0.00	13,281.72	98,685.59
0000339805	*JOURNEYMAN BUS TECHNICIAN	51,500.80	53,227.20	1,726.40	56,344.89	1,171.85	225.00	57,741.74
0000332205	*RAIL OPERATOR	49,649.60	51,147.20	1,497.60	22,280.15	4,066.01	0.00	26,346.16
0000332702	DIVISION DISPATCHER	58,760.00	58,760.00	0.00	62,302.39	3,192.31	0.00	65,494.70
0000342962	*BUS OPERATOR	35,110.40	39,894.40	4,784.00	38,281.01	7,080.20	2,784.96	48,146.17
0000305368	CONTRACT PROFESSIONAL DISPATCH	0.00	0.00	0.00	59,295.00	4,442.70	0.00	63,737.70
0000303760	DIVISION DISPATCHER	63,044.80	63,044.80	0.00	69,454.58	18,081.51	7,819.98	95,356.07
0000303724	*JOURNEYMAN RAIL CAR MECHANIC	55,057.60	56,700.80	1,643.20	60,117.06	13,037.75	225.00	73,379.81
0000316111	*BUS OPERATOR	49,649.60	51,147.20	1,497.60	52,632.83	5,139.36	1,962.60	59,734.79

METROPOLITAN ATLANTA RAPID TRANSIT AUTHORITY (MARTA)  
MARTOC REPORT

EE NUMBER	TITLE	FY 20 BASE SALARY	FY 21 BASE SALARY	DIFFERENCE +/-	REGULAR EARNINGS	OVERTIME EARNINGS	OTHER EARNINGS	TOTAL EARNINGS
0000302826	*JOURNEYMAN RAIL CAR MECHANIC (DATE LAST EMPLOYED 01-Feb-2021)	55,057.60	55,057.60	0.00	43,919.79	0.00	225.00	44,144.79
0000303213	*JOURNEYMAN ET-TRAIN CONTROL	54,537.60	56,180.80	1,643.20	59,520.89	1,397.42	225.00	61,143.31
0000328469	*JOURNEYMAN BUS TECHNICIAN	53,705.60	55,328.00	1,622.40	58,731.67	89.78	225.00	59,046.45
0000343053	*BUS OPERATOR	35,110.40	39,894.40	4,784.00	35,669.79	4,227.43	1,808.09	41,705.31
0000315741	*RAIL STATION CLEANER	33,945.60	34,964.80	1,019.20	35,048.37	8,812.89	3,318.88	47,180.14
0000334407	*SERVICEPERSON IV	40,622.40	41,849.60	1,227.20	39,177.03	3,712.79	3,057.49	45,947.31
0000328832	*BUS OPERATOR	49,649.60	51,147.20	1,497.60	54,197.54	8,808.20	1,718.64	64,724.38
0000315202	FOREMAN TRAIN CONTROL	63,814.40	63,814.40	0.00	69,983.56	37,889.80	7,056.40	114,929.76
0000315256	*BUS OPERATOR	35,110.40	39,894.40	4,784.00	43,750.88	8,097.93	0.00	51,848.81
0000340147	*RAIL STATION CLEANER	33,945.60	34,964.80	1,019.20	33,778.96	1,713.60	958.17	36,450.73
0000342163	*BUS OPERATOR	35,110.40	39,894.40	4,784.00	39,320.23	6,575.31	1,521.17	47,416.71
0000334851	*BUS OPERATOR	49,649.60	51,147.20	1,497.60	51,538.08	3,377.90	2,337.60	57,253.58
0000303699	*BUS OPERATOR	50,169.60	51,667.20	1,497.60	53,987.75	11,403.39	1,788.48	67,179.62
0000305187	*JOURNEYMAN ET-RADIO MAINT	55,057.60	56,700.80	1,643.20	67,461.88	29,426.03	225.00	97,112.91
0000335286	MOBILITY CUSTOMER CARE REP	40,930.50	40,930.50	0.00	44,150.39	1,086.26	0.00	45,236.65
0000340898	*SERVICEPERSON I	34,444.80	37,502.40	3,057.60	38,964.54	27.05	0.00	38,991.59
0000331647	SUPV BUS TRANSPORTATION	49,649.60	58,843.20	9,193.60	58,518.73	9,626.78	3,124.37	71,269.88
0000343359	*BUS OPERATOR	35,110.40	39,894.40	4,784.00	43,004.00	4,904.67	153.44	48,062.11
0000323534	*JOURNEYMAN ET-COMPUTER MAINT	54,537.60	56,180.80	1,643.20	60,973.58	36,678.30	225.00	97,876.88
0000341772	*BUS OPERATOR	38,729.60	43,659.20	4,929.60	43,012.84	4,830.64	2,925.73	50,769.21
0000305204	*BUS OPERATOR	50,169.60	51,667.20	1,497.60	60,219.93	56,521.62	0.00	116,741.55
0000338517	TRANSIT POLICE SERGEANT	51,708.80	57,532.80	5,824.00	59,814.55	14,462.45	0.00	74,277.00
0000320321	CONTRACT SERVICES INSPECTOR	36,732.80	36,732.80	0.00	40,374.08	79.47	0.00	40,453.55
0000324726	*BUS OPERATOR	49,649.60	51,147.20	1,497.60	56,348.60	16,436.82	387.68	73,173.10
0000303197	*JOURNEYMAN OVERHAULER	55,057.60	56,700.80	1,643.20	59,474.35	1,313.25	225.00	61,012.60
0000343095	*BUS OPERATOR	35,110.40	39,894.40	4,784.00	24,598.94	1,274.69	1,849.16	27,722.79
0000341476	*BUS OPERATOR	38,729.60	43,659.20	4,929.60	41,736.41	3,752.58	2,275.52	47,764.51
0000332051	SUPV RAIL LINE	58,968.00	58,968.00	0.00	64,091.07	10,957.37	3,817.90	78,866.34
0000340984	TRANSIT POLICE OFFICER SR (DATE LAST EMPLOYED 22-Dec-2020)	45,947.20	49,691.20	3,744.00	25,010.19	3,639.98	4,642.79	33,292.96
0000344256	*PT BUS OPERATOR	0.00	0.00	0.00	27,615.70	555.30	0.00	28,171.00
0000314918	DISPATCHER-RAIL TRANSPORTATION	60,028.80	60,028.80	0.00	63,557.66	5,909.09	1,154.40	70,621.15
0000303695	*BUS OPERATOR	49,649.60	51,667.20	2,017.60	59,230.18	11,345.65	0.00	70,575.83
0000322148	SUPV BUS MAINTENANCE	62,608.00	62,608.00	0.00	67,673.20	14,177.10	0.00	81,850.30
0000338349	*BUS OPERATOR	38,729.60	43,659.20	4,929.60	41,759.34	2,196.14	595.84	44,551.32



**METROPOLITAN ATLANTA RAPID TRANSIT AUTHORITY (MARTA)**  
**MARTOC REPORT**

EE NUMBER	TITLE	FY 20	FY 21	DIFFERENCE	REGULAR	OVERTIME	OTHER	TOTAL
		BASE SALARY	BASE SALARY	+/-	EARNINGS	EARNINGS	EARNINGS	EARNINGS
0000335551	*RAIL OPERATOR	49,649.60	51,147.20	1,497.60	54,505.04	8,712.50	2,396.86	65,614.40
0000342747	*BUS OPERATOR	35,110.40	39,894.40	4,784.00	39,303.06	8,529.81	0.00	47,832.87
0000343381	*BUS OPERATOR	35,110.40	39,894.40	4,784.00	38,716.78	12,985.88	0.00	51,702.66
0000311602	*BUS OPERATOR	49,649.60	51,147.20	1,497.60	36,578.85	148.96	4,712.06	41,439.87
0000337575	*BUS OPERATOR	42,369.60	47,424.00	5,054.40	48,614.75	12,781.82	912.00	62,308.57
0000345766	PROTECTIVE SPEC POLICE CADET	31,200.00	31,200.00	0.00	21,749.68	0.00	0.00	21,749.68
0000339003	TRANSIT SYSTEM PROJECT PLANNER	87,048.00	87,048.00	0.00	87,048.00	0.00	5,803.20	92,851.20
0000334247	MGR ITS APPLICATIONS (DATE LAST EMPLOYED 30-Apr-2021)	116,342.72	116,342.72	0.00	100,681.30	0.00	10,977.99	111,659.29
0000305926	TRANSIT POLICE OFFICER SR	60,465.60	60,465.60	0.00	65,706.90	5,675.22	2,093.04	73,475.16
0000340988	*BUS OPERATOR	38,729.60	43,659.20	4,929.60	46,864.55	9,544.77	297.92	56,707.24
0000344406	*BUS OPERATOR	35,110.40	39,894.40	4,784.00	33,421.91	1,441.31	460.32	35,323.54
0000317199	TRANSIT POLICE SERGEANT	72,758.40	72,758.40	0.00	79,721.43	29,291.41	2,798.40	111,811.24
0000329789	TECHNOLOGY BUSINESS MGMT SPEC (DATE LAST EMPLOYED 27-Mar-2021)	75,973.04	75,973.04	0.00	58,440.87	0.00	5,416.30	63,857.17
0000343067	*BUS OPERATOR	35,110.40	39,894.40	4,784.00	38,091.72	4,231.79	2,598.14	44,921.65
0000331116	SUPV RAIL LINE	58,968.00	58,968.00	0.00	64,863.60	18,229.11	3,742.20	86,834.91
0000302850	*BUS OPERATOR	50,169.60	51,667.20	1,497.60	43,556.27	3,997.79	2,736.00	50,290.06
0000322332	*JOURNEYMAN SUPPORT EQUIPMENT	54,537.60	56,180.80	1,643.20	57,530.80	255.65	1,623.40	59,409.85
0000337240	*BUS OPERATOR	46,030.40	51,147.20	5,116.80	42,082.50	1,463.53	983.60	44,529.63
0000332336	DIR CONTRACTS & PROCUREMENT	130,000.00	130,000.00	0.00	130,000.36	0.00	11,766.71	141,767.07
0000344776	GOVT AFFAIRS PROG MGR	90,500.02	90,500.02	0.00	90,500.28	0.00	0.00	90,500.28
0000335203	INSTRUCTOR BUS TECHNICAL	60,756.80	60,756.80	0.00	64,256.80	2,278.39	0.00	66,535.19
0000338439	*RAIL OPERATOR	42,369.60	47,424.00	5,054.40	45,160.56	2,706.27	2,312.88	50,179.71
0000330553	*BUS OPERATOR	49,649.60	51,147.20	1,497.60	43,820.59	1,448.51	4,278.92	49,548.02
0000339633	CONTRACT SPECIALIST III	78,507.00	78,507.00	0.00	78,507.00	0.00	0.00	78,507.00
0000333341	SUPV BUS MAINTENANCE	38,750.40	57,262.40	18,512.00	48,725.31	4,146.44	0.00	52,871.75
0000302116	SUPT CONTROL CENTER	92,795.04	92,795.04	0.00	96,295.05	0.00	14,776.31	111,071.36
0000321480	*BUS OPERATOR	49,649.60	51,147.20	1,497.60	54,819.28	5,141.76	1,770.48	61,731.52
0000322221	*RAIL STATION CLEANER	33,945.60	34,964.80	1,019.20	37,431.17	3,978.99	1,333.04	42,743.20
0000303499	TRANSIT POLICE OFFICER SPECIAL	62,878.40	62,878.40	0.00	63,174.02	21,992.38	15,115.00	100,281.40
0000331399	*BUS OPERATOR	49,649.60	51,147.20	1,497.60	55,570.96	3,800.47	0.00	59,371.43
0000343862	*BUS OPERATOR (DATE LAST EMPLOYED 12-May-2021)	35,110.40	39,894.40	4,784.00	35,291.07	3,519.43	306.88	39,117.38
0000343709	*BUS OPERATOR	35,110.40	39,894.40	4,784.00	42,679.02	4,509.95	0.00	47,188.97
0000320950	SR ASSOCIATE COUNSEL	107,429.40	107,429.40	0.00	107,429.43	0.00	7,575.17	115,004.60
0000336089	*CUSTOMER INFORMATION OPERATOR (DATE LAST EMPLOYED 12-Apr-2021)	37,876.80	39,020.80	1,144.00	27,668.04	657.03	2,636.51	30,961.58

## MARTOC REPORT

EE NUMBER	TITLE	FY 20	FY 21	DIFFERENCE	REGULAR	OVERTIME	OTHER	TOTAL
		BASE SALARY	BASE SALARY	+/-	EARNINGS	EARNINGS	EARNINGS	EARNINGS
0000320485	SUPV BUS TRANSPORTATION	62,441.60	62,441.60	0.00	64,305.51	5,013.34	5,958.97	75,277.82
0000343789	*BUS OPERATOR	35,110.40	39,894.40	4,784.00	32,033.39	5,226.87	0.00	37,260.26
0000303390	*SERVICEPERSON I	38,542.40	39,686.40	1,144.00	45,721.64	11,425.21	1,068.48	58,215.33
0000342206	*RAIL STATION CLEANER	32,115.20	34,964.80	2,849.60	35,039.60	244.05	2,031.13	37,314.78
0000342737	*BUS OPERATOR	35,110.40	39,894.40	4,784.00	36,964.52	4,591.78	460.32	42,016.62
0000331662	INSTRUCTOR BUS OPERATIONS	58,905.60	58,905.60	0.00	62,632.16	1,444.32	0.00	64,076.48
0000334699	*BUS OPERATOR	49,649.60	51,147.20	1,497.60	54,324.23	1,523.46	0.00	55,847.69
0000344908	*BUS OPERATOR	36,171.20	36,171.20	0.00	34,390.14	4,487.62	0.00	38,877.76
0000333046	*BUS OPERATOR	46,030.40	51,147.20	5,116.80	50,458.55	3,289.55	2,596.64	56,344.74
0000321067	DIVISION DISPATCHER	54,912.00	57,116.80	2,204.80	60,279.13	4,058.28	0.00	64,337.41
0000320584	*MATERIAL CONTROLLER	50,606.40	52,124.80	1,518.40	54,734.90	54.75	0.00	54,789.65
0000335304	*BUS OPERATOR	49,649.60	51,147.20	1,497.60	46,360.94	1,633.67	1,600.71	49,595.32
0000304714	MAINTENANCE PLANNER BUS	61,131.20	61,131.20	0.00	62,720.85	9,316.63	3,526.80	75,564.28
0000305191	*SERVICEPERSON I	38,542.40	39,686.40	1,144.00	40,241.13	14,242.39	0.00	54,483.52
0000343712	BUILDING MAINT SPEC I	43,153.50	43,153.50	0.00	43,242.14	1,278.01	0.00	44,520.15
0000334988	*BUS OPERATOR	49,649.60	51,147.20	1,497.60	47,188.59	7,006.33	3,137.03	57,331.95
0000339168	*BUS OPERATOR	42,369.60	47,424.00	5,054.40	46,862.48	13,871.03	3,679.64	64,413.15
0000315243	*BUS OPERATOR	49,649.60	51,147.20	1,497.60	53,069.77	19,239.02	2,926.83	75,235.62
0000322131	*BUS OPERATOR	49,649.60	51,147.20	1,497.60	47,218.96	12,933.17	1,204.34	61,356.47
0000335377	*SERVICEPERSON I	38,022.40	39,166.40	1,144.00	42,290.60	1,122.74	0.00	43,413.34
0000345905	*BUS OPERATOR	36,171.20	36,171.20	0.00	18,812.59	2,943.99	0.00	21,756.58
0000303471	*JOURNEYMAN ET-TELEPHONE MAINT	55,057.60	56,700.80	1,643.20	56,672.10	0.00	1,097.32	57,769.42
0000323415	*RAIL OPERATOR	49,649.60	51,147.20	1,497.60	55,120.48	20,392.35	1,944.16	77,456.99
0000320655	*BUS OPERATOR	49,649.60	51,147.20	1,497.60	55,301.01	18,737.12	0.00	74,038.13
0000342976	*BUS OPERATOR	35,110.40	39,894.40	4,784.00	36,684.80	5,580.92	2,145.48	44,411.20
0000335493	TRANSIT POLICE OFFICER SPECIAL	62,878.40	62,878.40	0.00	70,217.61	16,369.61	3,023.00	89,610.22
0000303099	*BUS OPERATOR	49,649.60	51,667.20	2,017.60	54,915.11	6,324.82	572.88	61,812.81
0000316471	*MATERIAL CONTROLLER	49,566.40	52,124.80	2,558.40	52,138.37	5,839.06	2,851.30	60,828.73
0000323657	*BUS OPERATOR	49,649.60	51,147.20	1,497.60	55,561.24	3,326.94	0.00	58,888.18
0000321978	BREEZE MEDIA DIST AGENT	50,641.50	50,641.50	0.00	50,641.58	311.64	4,544.75	55,497.97
0000321040	*JOURNEYMAN RAIL CAR MECHANIC	54,537.60	56,180.80	1,643.20	60,061.63	0.00	225.00	60,286.63
0000336160	MGR ENVIRON HEALTH & SAFETY	104,704.86	104,704.86	0.00	108,205.30	0.00	5,852.76	114,058.06
0000343560	*BUS OPERATOR	35,110.40	39,894.40	4,784.00	43,392.26	8,555.17	0.00	51,947.43
0000345549	TRAINING & DEVELOPMENT SPEC	56,996.94	56,996.94	0.00	37,267.32	0.00	0.00	37,267.32
0000320314	SUPV STATION CARE	50,398.40	58,968.00	8,569.60	52,880.74	1,308.42	3,586.04	57,775.20

**METROPOLITAN ATLANTA RAPID TRANSIT AUTHORITY (MARTA)**  
**MARTOC REPORT**

EE NUMBER	TITLE	FY 20 BASE SALARY	FY 21 BASE SALARY	DIFFERENCE +/-	REGULAR EARNINGS	OVERTIME EARNINGS	OTHER EARNINGS	TOTAL EARNINGS
0000328461	SUPV CAR REPAIR INSPECTION	64,459.20	64,459.20	0.00	68,486.03	4,648.50	0.00	73,134.53
0000314986	SUPV CAR REPAIR INSPECTION	54,537.60	58,968.00	4,430.40	61,212.09	7,097.14	225.00	68,534.23
0000333469	SUPV BUS MAINTENANCE	60,756.80	60,756.80	0.00	65,717.30	15,744.19	0.00	81,461.49
0000329112	BUYER PLANNER III	75,019.36	75,019.36	0.00	75,019.66	0.00	0.00	75,019.66
0000320105	CONTRACT EMP PT POLICE OFFICER	0.00	0.00	0.00	43,258.01	3,708.01	0.00	46,966.02
0000303175	*MATERIAL CONTROLLER LEAD	52,686.40	54,267.20	1,580.80	59,345.75	10,404.44	0.00	69,750.19
0000324897	MGR EXEC OFFICE ADMINISTRATION	105,000.22	120,000.14	14,999.92	112,047.19	0.00	14,341.58	126,388.77
0000344659	*JOURNEYMAN BUS TECHNICIAN	47,320.00	51,771.20	4,451.20	51,568.81	4,596.75	225.00	56,390.56
0000334345	*BUS OPERATOR	49,649.60	51,147.20	1,497.60	55,887.36	5,073.37	0.00	60,960.73
0000344664	MECHANICAL ENGINEER VI	80,000.18	80,000.18	0.00	83,500.22	0.00	0.00	83,500.22
0000315242	TRANSIT POLICE OFFICER SPECIAL (DATE LAST EMPLOYED 01-Mar-2021)	62,878.40	62,878.40	0.00	41,173.26	8,706.26	10,520.04	60,399.56
0000337229	*BUS OPERATOR	46,030.40	51,147.20	5,116.80	39,924.69	3,637.76	3,307.96	46,870.41
0000303198	*RAIL OPERATOR	50,169.60	51,667.20	1,497.60	61,711.61	36,604.68	0.00	98,316.29
0000344568	*BUS OPERATOR	39,894.40	39,894.40	0.00	35,074.02	4,762.81	139.12	39,975.95
0000332477	SR DIR CORPORATE LAW	126,183.46	136,560.06	10,376.60	134,963.75	0.00	0.00	134,963.75
0000334679	SUPV RAIL LINE (DATE LAST EMPLOYED 01-Feb-2021)	62,608.00	62,608.00	0.00	36,120.00	376.25	6,923.00	43,419.25
0000303788	CONTRACT PROFESSIONAL	0.00	0.00	0.00	157,754.80	7,416.00	0.00	165,170.80
0000331053	*RAIL STATION CLEANER	33,945.60	34,964.80	1,019.20	40,103.13	6,395.96	383.52	46,882.61
0000323736	*SERVICEPERSON IV	40,622.40	41,849.60	1,227.20	31,819.01	8,026.88	0.00	39,845.89
0000337235	TRANSIT POLICE OFFICER SR	60,465.60	60,465.60	0.00	65,041.19	28,931.96	1,162.80	95,135.95
0000340066	*BUS OPERATOR	38,729.60	43,659.20	4,929.60	42,030.57	2,642.21	2,216.60	46,889.38
0000342820	OPEN RECORDS ADMINISTRATOR	62,497.50	62,497.50	0.00	55,567.51	0.00	0.00	55,567.51
0000334471	*BUS OPERATOR	49,649.60	51,147.20	1,497.60	57,548.46	27,218.33	2,904.73	87,671.52
0000304979	*JOURNEYMAN RAIL CAR MECHANIC	54,537.60	56,700.80	2,163.20	63,308.03	32,404.94	225.00	95,937.97
0000324186	*JOURNEYMAN SUPPORT EQUIPMENT	51,272.00	53,227.20	1,955.20	54,329.96	6,401.46	1,999.80	62,731.22
0000332755	SUPV RAIL LINE	58,968.00	58,968.00	0.00	64,812.56	21,049.96	1,134.00	86,996.52
0000304128	DEPUTY CHF FINANCE/TREASURY	231,000.12	210,000.18	-20,999.94	222,923.39	0.00	16,961.55	239,884.94
0000335329	*BUS OPERATOR	46,030.40	51,147.20	5,116.80	55,238.62	2,125.27	0.00	57,363.89
0000344127	PROTECTIVE SPEC POLICE CADET	31,200.00	31,200.00	0.00	34,107.50	3,864.38	2,820.00	40,791.88
0000343697	*BUS OPERATOR	35,110.40	39,894.40	4,784.00	43,222.37	4,370.12	0.00	47,592.49
0000342637	SR COST ESTIMATOR	86,528.52	86,528.52	0.00	86,528.59	0.00	0.00	86,528.59
0000332092	BUSINESS ANALYST III	88,036.00	88,036.00	0.00	88,036.35	0.00	6,997.76	95,034.11
0000344539	*PT BUS OPERATOR	0.00	0.00	0.00	22,716.16	537.05	1,480.74	24,733.95
0000330454	*RAIL STATION CLEANER	33,945.60	34,964.80	1,019.20	35,349.02	8,579.76	1,859.20	45,787.98

**METROPOLITAN ATLANTA RAPID TRANSIT AUTHORITY (MARTA)**  
**MARTOC REPORT**

EE NUMBER	TITLE	FY 20	FY 21	DIFFERENCE	REGULAR	OVERTIME	OTHER	TOTAL
		BASE SALARY	BASE SALARY	+/-	EARNINGS	EARNINGS	EARNINGS	EARNINGS
0000330923	TRANSIT POLICE OFFICER SR	55,931.20	58,156.80	2,225.60	61,314.42	25,049.95	6,253.82	92,618.19
0000335515	*JOURNEYMAN ET-RAIL CAR MAINT	54,537.60	56,180.80	1,643.20	60,873.50	7,949.17	225.00	69,047.67
0000316222	*JOURNEYMAN MACHINIST	54,537.60	56,180.80	1,643.20	62,225.98	23,035.67	854.28	86,115.93
0000343563	*BUS OPERATOR (DATE LAST EMPLOYED 19-Jul-2021)	35,110.40	39,894.40	4,784.00	41,533.73	1,863.22	0.00	43,396.95
0000315747	CONTRACT EMP PT POLICE OFFICER	0.00	0.00	0.00	56,313.25	4,789.51	0.00	61,102.76
0000324011	OFFICE ADMINISTRATOR I	48,628.32	48,628.32	0.00	48,628.39	0.00	5,711.21	54,339.60
0000305695	TRANSIT SERVICE SPECIALIST	41,145.00	41,145.00	0.00	44,803.25	0.00	1,582.50	46,385.75
0000327739	DEPARTMENT ADMINISTRATOR	60,615.10	60,615.10	0.00	60,615.39	0.00	5,952.75	66,568.14
0000343232	*BUS OPERATOR	35,110.40	39,894.40	4,784.00	44,111.22	6,254.85	0.00	50,366.07
0000327639	SR ASSOCIATE COUNSEL (DATE LAST EMPLOYED 22-Jan-2021)	107,813.16	107,813.16	0.00	64,273.29	0.00	4,367.82	68,641.11
0000321619	*BUS OPERATOR	49,649.60	51,147.20	1,497.60	50,310.20	13,294.90	4,877.68	68,482.78
0000344259	*SERVICEPERSON I	34,444.80	39,166.40	4,721.60	40,278.31	3,207.39	0.00	43,485.70
0000343634	*JOURNEYMAN BUS TECHNICIAN	50,252.80	52,291.20	2,038.40	55,997.70	9,218.28	225.00	65,440.98
0000344090	MGR IT PROJECT MGMT	119,748.20	119,748.20	0.00	119,748.22	0.00	2,302.85	122,051.07
0000332115	*RAIL OPERATOR	49,649.60	51,147.20	1,497.60	56,891.41	10,629.56	190.96	67,711.93
0000305674	PARKING SERVICES ADMINISTRATOR	56,823.00	56,823.00	0.00	57,044.75	0.00	8,523.45	65,568.20
0000332124	*BUS OPERATOR	49,649.60	51,147.20	1,497.60	51,298.02	5,498.00	3,107.21	59,903.23
0000324947	*JOURNEYMAN ET-RADIO MAINT	54,537.60	56,180.80	1,643.20	56,978.82	22,192.16	3,371.40	82,542.38
0000333589	ACCOUNTANT II	55,000.14	55,000.14	0.00	53,942.56	0.00	5,288.48	59,231.04
0000344801	*BUS OPERATOR	36,171.20	36,171.20	0.00	35,448.53	2,887.78	0.00	38,336.31
0000345895	*JOURNEYMAN BUS TECHNICIAN	48,755.20	48,755.20	0.00	24,147.84	984.74	0.00	25,132.58
0000336095	*BUS OPERATOR	49,649.60	51,147.20	1,497.60	43,221.79	2,804.54	2,595.24	48,621.57
0000304146	*RAIL OPERATOR	50,169.60	51,667.20	1,497.60	60,231.07	29,357.50	397.44	89,986.01
0000334124	*JOURNEYMAN TRACK MAINTAINER	54,537.60	56,180.80	1,643.20	46,094.79	10,955.72	0.00	57,050.51
0000334755	*BUS OPERATOR	46,030.40	51,147.20	5,116.80	44,808.31	34.19	3,265.17	48,107.67
0000323713	*RAIL OPERATOR	49,649.60	51,147.20	1,497.60	52,714.65	14,055.27	1,741.68	68,511.60
0000332899	*BUS OPERATOR	49,649.60	51,147.20	1,497.60	40,950.16	5,706.08	2,723.68	49,379.92
0000340925	*JOURNEYMAN ET-RADIO MAINT	52,832.00	56,180.80	3,348.80	59,689.25	39,408.30	225.00	99,322.55
0000317428	*SERVICEPERSON I	38,022.40	39,166.40	1,144.00	45,327.13	11,328.88	0.00	56,656.01
0000341804	REDUCED FARE REPRESENTATIVE (DATE LAST EMPLOYED 29-Apr-2021)	33,871.50	33,871.50	0.00	24,335.87	0.00	206.19	24,542.06
0000304080	*RAIL STATION CLEANER	34,465.60	35,484.80	1,019.20	38,792.87	1,504.53	0.00	40,297.40
0000318787	*JOURNEYMAN RAIL CAR MECHANIC	54,537.60	56,180.80	1,643.20	59,178.48	1,035.63	225.00	60,439.11
0000334167	*BUS OPERATOR	49,649.60	51,147.20	1,497.60	52,378.78	1,753.72	3,500.64	57,633.14
0000305627	*BUS OPERATOR	50,169.60	51,667.20	1,497.60	49,721.06	6,809.89	4,285.44	60,816.39

## MARTOC REPORT

EE NUMBER	TITLE	FY 20	FY 21	DIFFERENCE	REGULAR	OVERTIME	OTHER	TOTAL
		BASE SALARY	BASE SALARY	+/-	EARNINGS	EARNINGS	EARNINGS	EARNINGS
0000326726	*BUS OPERATOR	49,649.60	51,147.20	1,497.60	50,590.37	1,237.38	4,466.96	56,294.71
0000329219	*JOURNEYMAN BUS TECHNICIAN	50,252.80	53,060.80	2,808.00	53,528.54	2,212.66	2,865.00	58,606.20
0000308759	MGR CIP MONITOR & REPORT	109,585.32	109,585.32	0.00	109,585.50	0.00	11,380.02	120,965.52
0000344829	*BUS OPERATOR	36,171.20	36,171.20	0.00	36,462.74	6,379.90	0.00	42,842.64
0000321365	RAIL SERVICES CONTROLLER	76,835.20	79,851.20	3,016.00	81,625.70	4,655.89	4,852.26	91,133.85
0000335047	TRANSIT POLICE SERGEANT	55,931.20	59,820.80	3,889.60	63,913.16	18,053.22	5,464.40	87,430.78
0000316650	DIVISION DISPATCHER	62,379.20	62,379.20	0.00	66,009.36	7,557.51	599.80	74,166.67
0000334973	DIVISION DISPATCHER	58,760.00	58,760.00	0.00	62,514.25	5,833.64	0.00	68,347.89
0000331658	*BUS OPERATOR	49,649.60	51,147.20	1,497.60	46,003.09	4,517.25	3,596.14	54,116.48
0000344206	*BUS OPERATOR	39,894.40	39,894.40	0.00	39,408.44	6,542.21	0.00	45,950.65
0000321039	*SERVICEPERSON I (A)	38,563.20	39,728.00	1,164.80	43,141.14	1,017.96	0.00	44,159.10
0000339234	CONTRACT SPECIALIST III	76,532.56	76,532.56	0.00	65,548.85	0.00	294.36	65,843.21
0000304103	TRANSIT POLICE MAJOR	96,624.58	106,287.22	9,662.64	104,720.86	0.00	1,982.05	106,702.91
0000304930	*MATERIAL CONTROLLER	51,126.40	52,644.80	1,518.40	56,049.86	10,622.73	196.64	66,869.23
0000305904	SUPV CAR REPAIR INSPECTION	60,736.00	60,736.00	0.00	65,024.40	3,942.00	3,737.60	72,704.00
0000328134	TRANSIT POLICE OFFICER SR	58,156.80	58,156.80	0.00	20,115.66	2,432.52	0.00	22,548.18
0000337913	TRANSIT POLICE OFFICER SPECIAL	51,708.80	55,931.20	4,222.40	55,470.85	2,603.23	5,428.94	63,503.02
0000334692	*STATION AGENT	44,408.00	45,760.00	1,352.00	48,478.08	3,584.60	0.00	52,062.68
0000316163	SUPPORT ANALYST II	54,350.40	54,350.40	0.00	57,752.87	0.00	0.00	57,752.87
0000344065	*BUS OPERATOR	35,110.40	39,894.40	4,784.00	41,732.73	3,909.43	0.00	45,642.16
0000303448	CONTRACT PROFESSIONAL DISPATCH	69,030.00	69,030.00	0.00	20,425.80	584.10	0.00	21,009.90
0000323616	*BUS OPERATOR	49,649.60	51,147.20	1,497.60	54,390.27	15,771.89	1,938.40	72,100.56
0000345797	*BUS OPERATOR	36,171.20	36,171.20	0.00	20,631.73	1,373.14	0.00	22,004.87
0000302059	*BUS OPERATOR (DATE LAST EMPLOYED 01-Apr-2021)	50,169.60	51,667.20	1,497.60	51,120.76	12,401.36	0.00	63,522.12
0000304440	FOREMAN POWER	62,608.00	62,608.00	0.00	68,124.70	18,029.90	1,505.00	87,659.60
0000336153	*JOURNEYMAN ET-RAIL CAR MAINT	54,537.60	56,180.80	1,643.20	59,208.87	159.69	225.00	59,593.56
0000303138	*BUS OPERATOR	50,169.60	51,667.20	1,497.60	56,762.27	12,755.54	0.00	69,517.81
0000329830	SUPV RAIL LINE	62,608.00	62,608.00	0.00	60,983.50	3,122.88	7,344.40	71,450.78
0000321899	*BUS OPERATOR	49,649.60	51,147.20	1,497.60	53,114.98	22,252.55	4,283.42	79,650.95
0000341163	*BUS OPERATOR	39,956.80	46,196.80	6,240.00	48,150.86	13,403.88	1,066.08	62,620.82
0000339335	PARKING SERVICES CASHIER PT	0.00	0.00	0.00	21,910.32	66.77	0.00	21,977.09
0000306252	*BUS OPERATOR	50,169.60	51,667.20	1,497.60	58,427.69	39,976.31	0.00	98,404.00
0000331377	FOREMAN POWER	61,360.00	61,360.00	0.00	66,305.50	14,101.00	0.00	80,406.50
0000306507	*BUS OPERATOR	49,649.60	51,147.20	1,497.60	57,309.67	31,630.85	381.92	89,322.44
0000345282	TECHNICAL WRITER	84,098.56	84,098.56	0.00	80,864.26	0.00	0.00	80,864.26

**METROPOLITAN ATLANTA RAPID TRANSIT AUTHORITY (MARTA)**  
**MARTOC REPORT**

EE NUMBER	TITLE	FY 20 BASE SALARY	FY 21 BASE SALARY	DIFFERENCE +/-	REGULAR EARNINGS	OVERTIME EARNINGS	OTHER EARNINGS	TOTAL EARNINGS
0000335218	SUPV BUS TRANSPORTATION	60,611.20	60,611.20	0.00	66,252.99	25,861.76	3,865.13	95,979.88
0000338762	*BUS OPERATOR	42,369.60	47,424.00	5,054.40	46,499.37	2,954.94	2,484.17	51,938.48
0000343294	*BUS OPERATOR	35,110.40	39,894.40	4,784.00	27,802.51	2,302.29	0.00	30,104.80
0000339745	*RAIL STATION CLEANER	33,945.60	34,964.80	1,019.20	35,661.88	12,505.74	1,519.56	49,687.18
0000321841	MGR AUDIT	96,272.02	96,272.02	0.00	96,272.31	0.00	2,468.53	98,740.84
0000342047	*BUS OPERATOR	38,729.60	43,659.20	4,929.60	45,556.84	5,951.92	1,066.16	52,574.92
0000339718	NETWORK OPERATIONS CENTER TECH	64,145.90	64,145.90	0.00	58,940.03	0.00	8,816.05	67,756.08
0000302037	*BUS OPERATOR	49,649.60	51,147.20	1,497.60	48,835.81	11,579.35	1,493.59	61,908.75
0000340775	SAFETY OPERATIONAL OFFICER	80,691.00	74,295.00	-6,396.00	79,151.75	590.55	1,428.75	81,171.05
0000302492	*REVENUE AGENT	49,878.40	51,376.00	1,497.60	53,943.73	389.03	0.00	54,332.76
0000344307	*SERVICEPERSON I	34,444.80	39,166.40	4,721.60	40,849.41	1,959.96	0.00	42,809.37
0000302718	MGR CRIMINAL JUSTICE COMM/RECD	88,173.54	88,173.54	0.00	90,656.36	0.00	2,713.04	93,369.40
0000305660	FOREMAN TRAIN CONTROL	63,814.40	63,814.40	0.00	73,757.20	22,396.40	0.00	96,153.60
0000321835	*MATERIAL CONTROLLER	50,606.40	52,124.80	1,518.40	54,935.05	36.50	0.00	54,971.55
0000334782	*JOURNEYMAN TRACK MAINTAINER	51,272.00	53,227.20	1,955.20	60,058.22	23,229.51	0.00	83,287.73
0000338760	DISPATCHER RADIO COMMUNICATION	42,369.60	57,116.80	14,747.20	55,516.51	6,138.81	0.00	61,655.32
0000335565	*RAIL OPERATOR	46,030.40	51,147.20	5,116.80	29,211.01	47.15	4,667.36	33,925.52
0000334881	FOREMAN TRACK & STRCT	58,968.00	58,968.00	0.00	60,256.70	19,915.88	0.00	80,172.58
0000315331	*SERVICEPERSON II	38,022.40	39,166.40	1,144.00	42,627.07	3,909.76	0.00	46,536.83
0000335454	CUSTOMER CARE FIELD REP	45,727.50	45,727.50	0.00	48,520.29	0.00	0.00	48,520.29
0000342764	DIR SAFETY	120,000.14	120,000.14	0.00	120,000.27	0.00	0.00	120,000.27
0000302280	INSTRUCTOR BUS OPERATIONS	64,396.80	64,396.80	0.00	69,382.88	3,343.68	0.00	72,726.56
0000327782	PARALEGAL (DATE LAST EMPLOYED 01-May-2021)	58,558.50	58,558.50	0.00	47,072.06	0.00	6,927.93	53,999.99
0000338233	*JOURNEYMAN BUS TECHNICIAN	51,958.40	55,328.00	3,369.60	57,525.02	1,762.10	225.00	59,512.12
0000331539	TRANSIT POLICE OFFICER SR	53,768.00	55,931.20	2,163.20	59,160.18	8,721.64	1,882.30	69,764.12
0000341797	*BUS OPERATOR	38,729.60	43,659.20	4,929.60	32,490.94	1,567.92	1,391.04	35,449.90
0000320837	TRANSIT POLICE SERGEANT (DATE LAST EMPLOYED 12-Feb-2021)	72,758.40	72,758.40	0.00	47,642.76	11,517.17	6,809.56	65,969.49
0000345384	*JOURNEYMAN BUS TECHNICIAN (DATE LAST EMPLOYED 12-Feb-2021)	48,755.20	48,755.20	0.00	22,025.68	793.43	0.00	22,819.11
0000341468	*BUS OPERATOR	38,729.60	43,659.20	4,929.60	37,917.03	6,212.99	3,038.80	47,168.82
0000320501	*JOURNEYMAN PAINTER	54,537.60	56,180.80	1,643.20	61,229.82	2,738.46	225.00	64,193.28
0000326657	*BUS OPERATOR	49,649.60	51,147.20	1,497.60	54,925.17	17,564.13	775.36	73,264.66
0000327838	*JOURNEYMAN SUPPORT EQUIPMENT	54,537.60	56,180.80	1,643.20	56,196.16	483.24	2,538.68	59,218.08
0000307043	*SERVICEPERSON I	38,022.40	39,166.40	1,144.00	37,220.49	219.36	0.00	37,439.85
0000322017	LOST & FOUND COORDINATOR	33,871.50	29,250.00	-4,621.50	33,993.68	11.25	0.00	34,004.93

**METROPOLITAN ATLANTA RAPID TRANSIT AUTHORITY (MARTA)**  
**MARTOC REPORT**

EE NUMBER	TITLE	FY 20	FY 21	DIFFERENCE	REGULAR	OVERTIME	OTHER	TOTAL
		BASE SALARY	BASE SALARY	+/-	EARNINGS	EARNINGS	EARNINGS	EARNINGS
0000340751	*RAIL OPERATOR (DATE LAST EMPLOYED 24-Feb-2021)	38,729.60	43,659.20	4,929.60	35,680.95	8,505.58	0.00	44,186.53
0000333880	*BUS OPERATOR	49,649.60	51,147.20	1,497.60	49,603.72	5,739.28	3,118.72	58,461.72
0000338750	*BUS OPERATOR	42,369.60	47,424.00	5,054.40	51,966.72	13,448.79	0.00	65,415.51
0000330999	*BUS OPERATOR	49,649.60	51,147.20	1,497.60	46,080.30	740.10	3,535.37	50,355.77
0000335863	*BUS OPERATOR	49,649.60	51,147.20	1,497.60	50,954.29	8,519.43	2,287.62	61,761.34
0000329418	*JOURNEYMAN RAIL CAR MECHANIC	54,537.60	56,180.80	1,643.20	58,376.41	5,712.83	1,624.20	65,713.44
0000330752	SUPV RAIL LINE	63,169.60	63,169.60	0.00	63,754.08	288.52	3,644.40	67,687.00
0000344788	MGR LEARNING & DEVELOPMENT (DATE LAST EMPLOYED 28-Aug-2020)	90,385.88	90,385.88	0.00	17,381.91	0.00	3,303.03	20,684.94
0000331460	TRANSIT POLICE OFFICER SPECIAL	60,465.60	62,878.40	2,412.80	68,503.22	13,319.67	2,720.70	84,543.59
0000343386	*BUS OPERATOR	35,110.40	39,894.40	4,784.00	38,285.90	3,776.06	2,905.99	44,967.95
0000335879	TRANSIT POLICE OFFICER SR	49,691.20	51,708.80	2,017.60	53,238.98	1,576.75	1,433.40	56,249.13
0000322124	DIVISION DISPATCHER	62,441.60	62,441.60	0.00	66,271.82	5,343.57	3,992.66	75,608.05
0000343953	*BUS OPERATOR	35,110.40	39,894.40	4,784.00	40,427.23	5,323.89	1,648.02	47,399.14
0000303705	DIR RISK MANAGEMENT	115,649.04	115,649.04	0.00	115,649.18	0.00	6,672.06	122,321.24
0000335862	*BUS OPERATOR (DATE LAST EMPLOYED 28-May-2021)	49,649.60	51,147.20	1,497.60	53,463.30	4,334.60	1,145.76	58,943.66
0000331923	*LIGHT RAIL OPERATOR	49,649.60	36,171.20	-13,478.40	50,036.78	2,906.21	0.00	52,942.99
0000320608	FOREMAN CUSTODIAL SERVICES	53,268.80	53,268.80	0.00	57,511.49	2,356.12	3,431.74	63,299.35
0000341705	*BUS OPERATOR	38,729.60	43,659.20	4,929.60	46,101.33	4,207.42	0.00	50,308.75
0000340896	*JOURNEYMAN RAIL CAR MECHANIC	47,320.00	53,227.20	5,907.20	54,881.28	2,552.35	225.00	57,658.63
0000343216	*BUS OPERATOR	35,110.40	39,894.40	4,784.00	42,528.96	4,343.83	0.00	46,872.79
0000304927	*BUS OPERATOR (DATE LAST EMPLOYED 01-Mar-2021)	50,169.60	51,667.20	1,497.60	34,263.74	94.80	0.00	34,358.54
0000318890	SR DIR MARKETING & SALES	153,000.12	153,000.12	0.00	162,490.69	0.00	17,026.17	179,516.86
0000302079	*BUS OPERATOR	49,649.60	51,667.20	2,017.60	55,055.10	6,416.32	0.00	61,471.42
0000342923	*JOURNEYMAN ELEC POWER ELECT	47,320.00	48,755.20	1,435.20	52,161.04	4,582.38	225.00	56,968.42
0000326209	*JOURNEYMAN RAIL CAR MECHANIC	54,537.60	56,180.80	1,643.20	56,547.41	1,652.35	1,521.48	59,721.24
0000332664	SUPV RAIL LINE	58,968.00	58,968.00	0.00	63,821.73	27,387.61	0.00	91,209.34
0000343334	SR OCCUP MED SVCS SPEC	52,531.70	52,531.70	0.00	52,329.92	0.00	1,279.63	53,609.55
0000340734	SUPV CAR REPAIR INSPECTION	52,832.00	58,968.00	6,136.00	59,447.54	5,387.84	225.00	65,060.38
0000334387	*RAIL OPERATOR	49,649.60	51,147.20	1,497.60	53,679.26	6,741.66	2,898.96	63,319.88
0000332670	*BUS OPERATOR	46,030.40	51,147.20	5,116.80	56,003.50	8,412.03	0.00	64,415.53
0000323515	*BUS OPERATOR	49,649.60	51,147.20	1,497.60	55,794.50	11,726.51	0.00	67,521.01
0000344330	*BUS OPERATOR	39,894.40	39,894.40	0.00	19,917.24	889.75	0.00	20,806.99
0000344802	*BUS OPERATOR	36,171.20	36,171.20	0.00	18,172.49	1,532.35	3,960.72	23,665.56
0000304018	SUPV RAIL LINE	62,608.00	62,608.00	0.00	67,304.49	6,460.99	6,020.00	79,785.48

## MARTOC REPORT

EE NUMBER	TITLE	FY 20	FY 21	DIFFERENCE	REGULAR	OVERTIME	OTHER	TOTAL
		BASE SALARY	BASE SALARY	+/-	EARNINGS	EARNINGS	EARNINGS	EARNINGS
0000330977	*BUS OPERATOR	49,649.60	51,147.20	1,497.60	49,903.37	760.97	528.49	51,192.83
0000335144	*SERVICEPERSON I	38,022.40	39,166.40	1,144.00	40,833.51	0.00	1,023.68	41,857.19
0000323244	*BUS OPERATOR	49,649.60	51,147.20	1,497.60	47,967.21	6,080.91	1,226.92	55,275.04
0000321143	*JOURNEYMAN TRACK MAINTAINER	54,537.60	56,180.80	1,643.20	59,305.89	14,410.06	0.00	73,715.95
0000344404	TRANSIT POLICE OFFICER	44,200.00	45,947.20	1,747.20	49,199.94	15,168.60	0.00	64,368.54
0000305621	*JOURNEYMAN ET-COMPUTER MAINT	54,537.60	56,700.80	2,163.20	64,571.35	10,583.04	225.00	75,379.39
0000333565	*BUS OPERATOR	49,649.60	51,147.20	1,497.60	53,867.98	9,989.72	1,377.04	65,234.74
0000325657	TRANSIT POLICE SERGEANT	72,758.40	72,758.40	0.00	77,762.54	14,691.62	3,183.18	95,637.34
0000335302	*BUS OPERATOR	49,649.60	51,147.20	1,497.60	34,806.19	3,388.14	0.00	38,194.33
0000329827	*BUS OPERATOR	49,649.60	51,147.20	1,497.60	48,989.04	7,042.38	3,995.36	60,026.78
0000314920	*BUS OPERATOR	49,649.60	51,147.20	1,497.60	54,619.06	15,086.01	1,180.32	70,885.39
0000334628	GEN SUPT BUS MAINT BSN SYS	92,705.34	92,705.34	0.00	96,110.60	0.00	8,557.42	104,668.02
0000305227	*JOURNEYMAN ELEC POWER ELECT	54,537.60	56,180.80	1,643.20	59,617.08	4,244.54	225.00	64,086.62
0000303110	CONTRACT PROFESSIONAL (DATE LAST EMPLOYED 29-Apr-2021)	0.00	0.00	0.00	48,123.47	4,856.92	0.00	52,980.39
0000320480	TRANSIT POLICE SERGEANT	72,758.40	72,758.40	0.00	77,045.45	9,838.16	6,296.40	93,180.01
0000336510	*BUS OPERATOR	46,030.40	51,147.20	5,116.80	51,487.74	8,408.45	3,911.36	63,807.55
0000340094	*BUS OPERATOR	42,369.60	47,424.00	5,054.40	48,356.87	9,249.68	0.00	57,606.55
0000304105	QUALITY CONTROL INSPECTOR	67,782.00	67,782.00	0.00	71,282.00	0.00	8,742.14	80,024.14
0000315525	*JOURNEYMAN ET-TELEPHONE MAINT	54,537.60	56,180.80	1,643.20	58,699.94	1,488.94	225.00	60,413.88
0000335116	*BUS OPERATOR	49,649.60	51,147.20	1,497.60	50,463.65	4,829.90	3,143.66	58,437.21
0000343397	*BUS OPERATOR	35,110.40	39,894.40	4,784.00	39,800.94	5,961.08	2,643.58	48,405.60
0000336456	FIELD INSPECTOR II	57,681.00	57,681.00	0.00	63,044.54	13,964.72	4,880.70	81,889.96
0000303714	MGR REPROGRAPHICS	65,664.56	81,992.56	16,328.00	71,676.76	0.01	10,096.83	81,773.60
0000321301	*SERVICEPERSON IV	40,622.40	41,849.60	1,227.20	47,580.12	3,357.95	0.00	50,938.07
0000333410	*BUS OPERATOR	49,649.60	51,147.20	1,497.60	44,934.34	1,302.66	2,669.44	48,906.44
0000315912	SUPV BUS TRANSPORTATION	62,379.20	62,379.20	0.00	66,179.10	7,437.52	959.68	74,576.30
0000337723	*JOURNEYMAN ET-TELEPHONE MAINT	54,537.60	56,180.80	1,643.20	58,989.31	1,433.56	1,305.40	61,728.27
0000343830	*PT BUS OPERATOR	0.00	0.00	0.00	24,013.11	0.00	0.00	24,013.11
0000327313	*JOURNEYMAN RAIL CAR MECHANIC	54,537.60	56,180.80	1,643.20	61,321.85	6,726.27	1,089.32	69,137.44
0000344807	*BUS OPERATOR	36,171.20	36,171.20	0.00	36,537.85	4,781.99	278.24	41,598.08
0000318947	*RAIL OPERATOR	49,649.60	51,147.20	1,497.60	49,147.76	2,483.64	5,147.98	56,779.38
0000330296	*JOURNEYMAN ET-TRAIN CONTROL	54,537.60	56,180.80	1,643.20	58,161.76	385.85	1,011.60	59,559.21
0000338156	MGR TECHNOLOGY BUS DEVELOP	116,342.72	116,342.72	0.00	116,342.84	0.00	2,386.52	118,729.36
0000341951	ADMINISTRATIVE ASSISTANT	36,640.50	36,640.50	0.00	37,495.48	2,254.90	0.00	39,750.38
0000336901	*BUS OPERATOR	46,030.40	51,147.20	5,116.80	37,714.93	8,006.08	550.81	46,271.82



METROPOLITAN ATLANTA RAPID TRANSIT AUTHORITY (MARTA)  
MARTOC REPORT

EE NUMBER	TITLE	FY 20 BASE SALARY	FY 21 BASE SALARY	DIFFERENCE +/-	REGULAR EARNINGS	OVERTIME EARNINGS	OTHER EARNINGS	TOTAL EARNINGS
0000316969	TRANSIT POLICE OFFICER SPECIAL	62,878.40	62,878.40	0.00	68,648.06	16,006.82	5,441.40	90,096.28
0000332724	*JOURNEYMAN ET-TRAIN CONTROL	54,537.60	56,180.80	1,643.20	46,742.12	14,863.57	225.00	61,830.69
0000342881	*BUS OPERATOR	35,110.40	39,894.40	4,784.00	44,657.06	14,500.91	0.00	59,157.97
0000314192	*BUS OPERATOR	49,649.60	51,147.20	1,497.60	54,040.90	8,484.66	381.92	62,907.48
0000334861	*BUS OPERATOR	49,649.60	51,147.20	1,497.60	29,527.90	1,265.00	977.85	31,770.75
0000306004	SUPV RAIL LINE	62,608.00	62,608.00	0.00	68,199.95	17,924.56	4,214.00	90,338.51
0000335580	*BUS OPERATOR	46,030.40	51,147.20	5,116.80	45,765.27	6,685.45	3,079.03	55,529.75
0000334665	*BUS OPERATOR	49,649.60	51,147.20	1,497.60	44,522.72	2,136.90	3,109.28	49,768.90
0000306618	*RAIL OPERATOR (DATE LAST EMPLOYED 01-Jan-2021)	49,649.60	49,649.60	0.00	26,847.55	43.33	0.00	26,890.88
0000303665	*JOURNEYMAN SUPPORT EQUIPMENT	55,057.60	56,700.80	1,643.20	54,717.09	605.06	1,283.80	56,605.95
0000332989	*BUS OPERATOR	49,649.60	51,147.20	1,497.60	49,000.57	5,276.45	3,613.40	57,890.42
0000326786	*BUS OPERATOR	38,729.60	43,659.20	4,929.60	45,511.12	8,964.88	0.00	54,476.00
0000336231	DIR LEARNING & DEVELOPMENT	116,975.56	116,975.56	0.00	116,975.84	0.00	0.00	116,975.84
0000343064	*BUS OPERATOR	35,110.40	39,894.40	4,784.00	42,160.51	4,121.25	0.00	46,281.76
0000322817	DIVISION DISPATCHER	57,116.80	57,116.80	0.00	62,486.85	10,373.05	2,196.80	75,056.70
0000344244	*BUS OPERATOR	35,110.40	39,894.40	4,784.00	35,780.29	3,102.30	1,582.30	40,464.89
0000345741	*BUS OPERATOR	36,171.20	36,171.20	0.00	22,094.13	3,164.69	0.00	25,258.82
0000322343	*CUSTOMER INFORMATION OPERATOR	37,876.80	39,020.80	1,144.00	42,793.51	7,546.22	0.00	50,339.73
0000304344	SUPV RAIL LINE	62,608.00	62,608.00	0.00	66,589.60	9,112.79	4,816.00	80,518.39
0000305672	*JOURNEYMAN BUS TECHNICIAN	54,225.60	55,848.00	1,622.40	59,138.92	9,475.06	225.00	68,838.98
0000342615	PROTECTIVE SPEC POLICE CADET	31,200.00	31,200.00	0.00	34,880.00	1,676.25	0.00	36,556.25
0000319670	*STATION AGENT	44,408.00	45,760.00	1,352.00	40,140.02	10,844.34	5,398.80	56,383.16
0000335556	*BUS OPERATOR	49,649.60	51,147.20	1,497.60	55,176.72	14,684.48	393.44	70,254.64
0000330613	*JOURNEYMAN ET-RADIO MAINT	54,537.60	56,180.80	1,643.20	62,960.45	14,373.81	225.00	77,559.26
0000305526	INSTRUCTOR BUS TECHNICAL	59,696.00	59,696.00	0.00	63,770.00	8,696.10	1,635.90	74,102.00
0000343681	*BUS OPERATOR	35,110.40	39,894.40	4,784.00	43,056.06	8,270.24	0.00	51,326.30
0000340635	DIGITAL MARKETING COORDINATOR (DATE LAST EMPLOYED 01-Oct-2020)	64,900.42	64,900.42	0.00	25,710.12	0.00	6,574.94	32,285.06
0000326484	RAIL SERVICES CONTROLLER	85,113.60	86,632.00	1,518.40	86,653.35	2,680.63	4,261.52	93,595.50
0000341878	*BUS OPERATOR	38,729.60	43,659.20	4,929.60	45,302.78	7,172.79	0.00	52,475.57
0000321901	TRANSIT POLICE OFFICER SR (DATE LAST EMPLOYED 01-Apr-2021)	60,465.60	60,465.60	0.00	48,139.92	1,482.57	12,388.48	62,010.97
0000345677	CJIT-POLICE DISPATCHER	40,601.60	40,601.60	0.00	26,924.00	14.64	0.00	26,938.64
0000335267	SR TECH PROJECT MANAGER	115,224.20	115,224.20	0.00	115,224.45	0.00	0.00	115,224.45
0000304711	TRANSIT POLICE OFFICER SR	60,465.60	60,465.60	0.00	64,023.76	13,561.18	2,325.60	79,910.54
0000337439	*BUS OPERATOR	46,030.40	51,147.20	5,116.80	54,916.42	3,888.45	924.56	59,729.43

## MARTOC REPORT

EE NUMBER	TITLE	FY 20	FY 21	DIFFERENCE	REGULAR	OVERTIME	OTHER	TOTAL
		BASE SALARY	BASE SALARY	+/-	EARNINGS	EARNINGS	EARNINGS	EARNINGS
0000338230	TRANSIT POLICE OFFICER SPECIAL	51,708.80	55,931.20	4,222.40	57,314.37	15,937.84	517.00	73,769.21
0000341115	CJIT-POLICE DISPATCHER	41,828.80	41,828.80	0.00	44,419.29	4,208.03	2,411.60	51,038.92
0000337234	*BUS OPERATOR	46,030.40	51,147.20	5,116.80	57,096.04	11,617.04	0.00	68,713.08
0000344521	COMMUNICATIONS COORD IOC	45,593.60	45,593.60	0.00	49,093.60	1,161.76	0.00	50,255.36
0000304893	*JOURNEYMAN ELEC POWER ELECT	55,057.60	56,700.80	1,643.20	60,077.38	2,542.61	225.00	62,844.99
0000322980	*JOURNEYMAN BUS TECHNICIAN	53,705.60	55,328.00	1,622.40	64,659.81	26,022.48	225.00	90,907.29
0000304040	*BUS OPERATOR	50,169.60	51,667.20	1,497.60	54,379.07	6,935.02	1,391.04	62,705.13
0000319963	BUYER PLANNER III	75,365.16	75,365.16	0.00	75,365.44	0.00	0.00	75,365.44
0000305676	*JOURNEYMAN BUS TECHNICIAN	54,225.60	55,848.00	1,622.40	59,468.96	9,195.59	225.00	68,889.55
0000331045	*SERVICEPERSON I	38,022.40	39,166.40	1,144.00	41,435.98	1,627.96	904.86	43,968.80
0000305498	*BUS OPERATOR	50,169.60	51,667.20	1,497.60	50,942.31	6,332.95	3,116.16	60,391.42
0000332250	*BUS OPERATOR	49,649.60	51,147.20	1,497.60	54,100.21	13,240.66	0.00	67,340.87
0000341506	TRANSIT POLICE OFFICER SR (DATE LAST EMPLOYED 07-Feb-2021)	42,515.20	45,947.20	3,432.00	29,552.01	8,591.71	552.25	38,695.97
0000341799	*BUS OPERATOR	38,729.60	43,659.20	4,929.60	44,878.94	8,684.69	893.76	54,457.39
0000338310	*HOSTLER JUNIOR APPRENTICE	38,563.20	41,849.60	3,286.40	45,195.13	686.45	0.00	45,881.58
0000329574	*BUS OPERATOR	49,649.60	51,147.20	1,497.60	56,259.40	9,373.39	393.44	66,026.23
0000302479	CONTRACT PROFESSIONAL	0.00	0.00	0.00	64,962.12	6,849.52	0.00	71,811.64
0000304954	*SERVICEPERSON IV	40,622.40	42,369.60	1,747.20	47,589.38	15,464.48	0.00	63,053.86
0000344986	SVC DESK SUPPORT AGENT	42,295.50	42,295.50	0.00	42,295.60	0.00	1,052.19	43,347.79
0000326540	*MATERIAL CONTROLLER LEAD	46,529.60	50,523.20	3,993.60	49,268.80	856.23	3,241.51	53,366.54
0000323584	*BUS OPERATOR	46,030.40	51,147.20	5,116.80	53,387.02	2,116.69	0.00	55,503.71
0000337477	*BUS OPERATOR	38,729.60	43,659.20	4,929.60	45,589.60	8,406.24	0.00	53,995.84
0000303401	*BUS OPERATOR	50,169.60	51,667.20	1,497.60	44,939.10	5,054.04	0.00	49,993.14
0000305723	*JOURNEYMAN ET-RADIO MAINT	55,057.60	56,700.80	1,643.20	67,127.55	37,404.36	225.00	104,756.91
0000342134	*JOURNEYMAN BUS TECHNICIAN	50,752.00	53,060.80	2,308.80	54,450.48	2,490.14	225.00	57,165.62
0000340067	*BUS OPERATOR	42,369.60	47,424.00	5,054.40	48,313.71	6,018.42	0.00	54,332.13
0000339179	*BUS OPERATOR	42,369.60	47,424.00	5,054.40	47,570.80	1,276.65	2,284.26	51,131.71
0000330969	DIVISION DISPATCHER	57,116.80	57,116.80	0.00	60,575.61	713.96	1,208.24	62,497.81
0000337435	*BUS OPERATOR	46,030.40	51,147.20	5,116.80	40,305.27	4,206.15	2,930.91	47,442.33
0000304071	*REVENUE AGENT	49,878.40	51,376.00	1,497.60	55,573.68	1,055.94	0.00	56,629.62
0000320835	CLAIMS ADJUSTER III-WKRS COMP	67,517.06	67,517.06	0.00	67,517.15	0.00	6,492.04	74,009.19
0000331937	*BUS OPERATOR	49,649.60	51,147.20	1,497.60	17,005.16	907.41	6,366.15	24,278.72
0000333329	*JOURNEYMAN BUS TECHNICIAN	53,705.60	55,328.00	1,622.40	62,310.56	4,652.07	225.00	67,187.63
0000331380	*JOURNEYMAN RAIL CAR MECHANIC	54,537.60	56,180.80	1,643.20	59,794.40	7,882.04	225.00	67,901.44
0000345578	AUDITOR I	48,000.16	48,000.16	0.00	29,538.72	0.00	0.00	29,538.72

METROPOLITAN ATLANTA RAPID TRANSIT AUTHORITY (MARTA)  
MARTOC REPORT

EE NUMBER	TITLE	FY 20 BASE SALARY	FY 21 BASE SALARY	DIFFERENCE +/-	REGULAR EARNINGS	OVERTIME EARNINGS	OTHER EARNINGS	TOTAL EARNINGS
0000339769	TRANSIT POLICE OFFICER SR	45,947.20	47,798.40	1,851.20	47,454.68	1,442.40	4,214.90	53,111.98
0000306272	MGR OPERATING & CAPITAL BUDGET	106,605.20	106,605.20	0.00	106,577.92	0.00	4,100.20	110,678.12
0000302370	SR DIR MGNT & BUDGET	141,302.46	141,302.46	0.00	133,150.60	0.00	73,296.27	206,446.87
0000326635	SUPV BUS TRANSPORTATION	62,441.60	62,441.60	0.00	61,718.53	15,280.20	5,193.46	82,192.19
0000311173	MAINTENANCE PLANNER-RAIL	62,608.00	62,608.00	0.00	66,190.78	22.58	0.00	66,213.36
0000338899	*RAIL STATION CLEANER	33,945.60	34,964.80	1,019.20	38,381.12	1,587.30	0.00	39,968.42
0000338985	*BUS OPERATOR	42,369.60	47,424.00	5,054.40	44,372.44	7,472.82	2,797.54	54,642.80
0000334537	*BUS OPERATOR	49,649.60	51,147.20	1,497.60	55,078.60	5,468.47	196.72	60,743.79
0000323945	PROJECT MANAGER II	103,592.32	103,592.32	0.00	103,592.59	0.00	9,960.83	113,553.42
0000303749	DEPARTMENT ADMINISTRATOR	64,449.84	64,449.84	0.00	64,449.92	0.00	5,420.44	69,870.36
0000316112	*BUS OPERATOR	42,369.60	47,424.00	5,054.40	46,523.36	2,741.89	3,302.08	52,567.33
0000320322	*RAIL STATION CLEANER	33,945.60	34,964.80	1,019.20	39,660.12	298.17	0.00	39,958.29
0000329423	*JOURNEYMAN RAIL CAR MECHANIC	54,537.60	56,180.80	1,643.20	60,241.42	3,069.06	225.00	63,535.48
0000304104	*RAIL STATION CLEANER	34,465.60	35,484.80	1,019.20	41,455.68	5,641.02	0.00	47,096.70
0000338057	*JOURNEYMAN ELEC POWER ELECT	54,537.60	56,180.80	1,643.20	62,659.10	49,664.35	225.00	112,548.45
0000327681	*JOURNEYMAN ELEC POWER ELECT	54,537.60	56,180.80	1,643.20	60,850.25	37,681.24	225.00	98,756.49
0000319676	INSTRUCTOR AUTO TRAIN CONTROL	65,020.80	65,020.80	0.00	68,520.80	7,361.73	0.00	75,882.53
0000337285	*STATION AGENT	44,408.00	45,760.00	1,352.00	49,287.20	0.00	0.00	49,287.20
0000319717	MGR TELEPHONY OPERATIONS	124,332.78	113,029.80	-11,302.98	126,462.99	0.00	13,259.27	139,722.26
0000319734	*JOURNEYMAN ET-RAIL CAR MAINT	54,537.60	56,180.80	1,643.20	61,362.99	3,395.14	225.00	64,983.13
0000333599	*BUS OPERATOR	46,030.40	51,147.20	5,116.80	25,248.89	5,078.81	0.00	30,327.70
0000315129	PROJECT MANAGER II	110,983.86	110,983.86	0.00	110,557.34	0.00	0.00	110,557.34
0000342929	MGR DIVERSITY & INCLUSION	91,585.26	91,585.26	0.00	91,585.34	0.00	0.00	91,585.34
0000302598	*BUS OPERATOR	49,649.60	51,147.20	1,497.60	55,443.81	6,814.60	0.00	62,258.41
0000327034	(DATE LAST EMPLOYED 12-Jul-2021) *JOURNEYMAN ET-RAIL CAR MAINT	54,537.60	56,180.80	1,643.20	64,476.82	27,354.96	495.10	92,326.88
0000342258	*CUSTOMER INFORMATION OPERATOR	34,528.00	37,419.20	2,891.20	39,293.68	4,455.98	0.00	43,749.66
0000303094	CAPITAL PROJECTS ADMINISTRATOR	44,908.50	44,908.50	0.00	44,908.56	0.00	1,473.92	46,382.48
0000345850	*JOURNEYMAN ET-TRAIN CONTROL	48,755.20	48,755.20	0.00	26,056.08	2,601.84	0.00	28,657.92
0000304328	*BUS OPERATOR	50,169.60	51,667.20	1,497.60	57,391.09	16,620.94	0.00	74,012.03
0000335793	*BUS OPERATOR	49,649.60	51,147.20	1,497.60	52,784.69	8,058.04	590.16	61,432.89
0000333792	FIELD DATA COLLECTION SPEC	39,643.50	39,643.50	0.00	43,643.57	304.95	0.00	43,948.52
0000330971	*BUS OPERATOR	49,649.60	49,649.60	0.00	35,233.14	3,605.96	1,527.68	40,366.78
0000332871	(DATE LAST EMPLOYED 28-Dec-2020) TRANSIT POLICE OFFICER SR	55,931.20	55,931.20	0.00	26,159.90	1,905.84	0.00	28,065.74
0000327993	TRANSIT POLICE OFFICER SR	55,931.20	55,931.20	0.00	19,343.29	4,356.20	0.00	23,699.49

**METROPOLITAN ATLANTA RAPID TRANSIT AUTHORITY (MARTA)**  
**MARTOC REPORT**

EE NUMBER	TITLE	FY 20	FY 21	DIFFERENCE	REGULAR	OVERTIME	OTHER	TOTAL
		BASE SALARY	BASE SALARY	+/-	EARNINGS	EARNINGS	EARNINGS	EARNINGS
0000343677	*SERVICEPERSON I	36,400.00	39,166.40	2,766.40	42,143.95	6,103.33	0.00	48,247.28
0000331812	CUSTOMER CARE REP	42,354.00	42,354.00	0.00	42,348.57	162.90	0.00	42,511.47
0000321817	SR INFORMATION SYSTEMS ANALYST	98,926.88	98,926.88	0.00	98,926.96	0.00	0.00	98,926.96
0000320332	CONTRACT PROFESSIONAL	0.00	0.00	0.00	167,439.41	0.00	0.00	167,439.41
0000345486	TRANSIT POLICE OFFICER	39,291.20	39,291.20	0.00	30,034.03	0.00	0.00	30,034.03
0000320973	*JOURNEYMAN RAIL CAR MECHANIC	47,320.00	56,180.80	8,860.80	57,027.93	2,805.28	225.00	60,058.21
0000342554	LCARE ASSISTANT	43,017.00	43,017.00	0.00	43,017.00	0.00	0.00	43,017.00
0000319019	GEN SUPT RAIL LINE	88,550.80	97,793.54	9,242.74	92,051.10	0.00	8,855.12	100,906.22
0000343984	ASSOCIATE COUNSEL	92,000.22	92,000.22	0.00	92,000.35	0.00	0.00	92,000.35
0000340311	*JOURNEYMAN ELEC POWER ELECT	51,272.00	54,433.60	3,161.60	57,935.24	47,647.85	225.00	105,808.09
0000315107	DEPARTMENT ADMINISTRATOR	67,656.94	67,656.94	0.00	67,657.20	0.00	0.00	67,657.20
0000305950	MGR CASH	102,789.44	102,789.44	0.00	102,789.77	0.00	4,586.00	107,375.77
0000302281	*JOURNEYMAN TRACK WALKER	54,537.60	56,180.80	1,643.20	64,825.41	21,813.94	0.00	86,639.35
0000306364	TRAIN CONTROL ENGINEER	75,973.04	75,973.04	0.00	79,336.83	0.00	6,233.71	85,570.54
0000331125	SUPV RAIL LINE	62,587.20	62,587.20	0.00	63,740.19	5,104.78	1,985.94	70,830.91
0000337660	*BUS OPERATOR	46,030.40	51,147.20	5,116.80	53,150.49	8,496.09	0.00	61,646.58
0000340308	PROJECT ENGINEER	67,074.80	67,074.80	0.00	67,074.80	0.00	0.00	67,074.80
0000345076	SR TECH PROJECT MANAGER	100,760.14	100,760.14	0.00	100,760.40	0.00	5,019.94	105,780.34
0000303456	*JOURNEYMAN ET-HVAC	55,057.60	56,700.80	1,643.20	59,027.84	0.00	225.00	59,252.84
0000331413	*BUS OPERATOR	49,649.60	51,147.20	1,497.60	57,493.93	18,634.13	0.00	76,128.06
0000335855	*RAIL STATION CLEANER	33,945.60	34,964.80	1,019.20	41,050.44	14,395.38	0.00	55,445.82
0000306276	*JOURNEYMAN TRACK WALKER	54,537.60	56,180.80	1,643.20	61,279.48	13,818.17	0.00	75,097.65
0000339597	*STATION AGENT	37,211.20	41,600.00	4,388.80	44,264.69	17,608.80	0.00	61,873.49
0000342430	OFFICE ADMINISTRATOR I	52,247.78	52,247.78	0.00	52,247.98	0.00	0.00	52,247.98
0000332360	*BUS OPERATOR	49,649.60	51,147.20	1,497.60	55,641.09	18,550.09	0.00	74,191.18
0000335300	*BUS OPERATOR	49,649.60	51,147.20	1,497.60	55,023.81	6,526.54	1,770.48	63,320.83
0000303762	*BUS OPERATOR	50,169.60	51,667.20	1,497.60	39,469.24	74.52	2,142.09	41,685.85
0000331527	LD BREEZE MEDIA DIST AGENT	52,927.42	52,927.42	0.00	52,927.68	0.00	3,094.23	56,021.91
0000330504	*JOURNEYMAN RAIL CAR MECHANIC	47,320.00	56,180.80	8,860.80	58,136.36	2,000.52	225.00	60,361.88
0000345392	MGR DATA CENTER SERVICES	100,104.16	100,104.16	0.00	73,153.24	0.00	0.00	73,153.24
0000322569	*SERVICEPERSON IV	40,622.40	41,849.60	1,227.20	44,712.17	1,582.96	0.00	46,295.13
0000306308	GEN SUPT RAIL CAR MAINTENANCE	96,139.16	96,139.16	0.00	99,639.24	0.00	11,832.54	111,471.78
0000315357	CUSTOMER ENGAGEMENT MANAGER	95,791.02	95,791.28	0.26	95,422.82	0.00	3,684.28	99,107.10
0000317612	CJIT GCIC NCIC OPERATOR	43,284.80	43,284.80	0.00	46,979.97	1,084.74	1,144.55	49,209.26
0000304396	*SERVICEPERSON II	38,542.40	39,686.40	1,144.00	42,805.90	367.36	0.00	43,173.26

**METROPOLITAN ATLANTA RAPID TRANSIT AUTHORITY (MARTA)**  
**MARTOC REPORT**

EE NUMBER	TITLE	FY 20 BASE SALARY	FY 21 BASE SALARY	DIFFERENCE +/-	REGULAR EARNINGS	OVERTIME EARNINGS	OTHER EARNINGS	TOTAL EARNINGS
0000332114	SUPV STATION CARE	44,408.00	58,968.00	14,560.00	51,695.42	13,683.73	0.00	65,379.15
0000337541	*CUSTOMER INFORMATION OPERATOR (DATE LAST EMPLOYED 16-May-2021)	37,876.80	39,020.80	1,144.00	37,043.79	1,201.42	2,061.52	40,306.73
0000331307	TEST ENGINEER (DATE LAST EMPLOYED 29-Jan-2021)	84,357.00	84,357.00	0.00	51,587.55	0.00	3,255.75	54,843.30
0000315528	CREDIT COLLEC CLEARHSE ANALYST	60,053.76	60,053.76	0.00	60,053.88	0.00	3,464.64	63,518.52
0000338614	*JOURNEYMAN AA BUS TECHNICIAN	51,667.20	56,180.80	4,513.60	54,128.34	94.27	225.00	54,447.61
0000340013	PROJECT MANAGER II	106,090.40	106,090.40	0.00	105,982.12	0.00	0.00	105,982.12
0000345029	EMERGENCY PREP UNIT COORD	64,633.14	64,633.14	0.00	64,633.21	0.00	0.00	64,633.21
0000341610	SR DIR GOVT & COMM AFFAIRS	128,750.18	128,750.18	0.00	128,750.32	0.00	0.00	128,750.32
0000340728	INSTRUCTOR LIGHT RAIL OPS	52,124.80	56,638.40	4,513.60	53,653.95	3,364.65	3,408.16	60,426.76
0000304944	*STATION AGENT	44,928.00	46,280.00	1,352.00	50,123.40	518.40	0.00	50,641.80
0000329335	*JOURNEYMAN RAIL CAR MECHANIC	54,537.60	56,180.80	1,643.20	59,597.20	0.00	225.00	59,822.20
0000337576	*RAIL OPERATOR (DATE LAST EMPLOYED 01-Feb-2021)	46,030.40	47,424.00	1,393.60	33,590.53	16,112.25	0.00	49,702.78
0000338758	RAIL SERVICES CONTROLLER	71,552.00	73,819.20	2,267.20	72,079.39	2,466.54	5,690.82	80,236.75
0000303511	SR EXECUTIVE ADMINISTRATOR	80,385.50	80,385.50	0.00	80,097.04	0.00	13,439.68	93,536.72
0000330931	*BUS OPERATOR (DATE LAST EMPLOYED 16-Jul-2021)	49,649.60	51,147.20	1,497.60	58,748.49	21,919.00	0.00	80,667.49
0000317000	FOREMAN BUILDINGS SUPP EQUIP	62,608.00	62,608.00	0.00	70,758.45	15,245.66	0.00	86,004.11
0000330745	SUPT CONTROL CENTER	96,957.90	96,957.90	0.00	100,457.95	0.00	8,949.96	109,407.91
0000332063	*BUS OPERATOR	46,030.40	51,147.20	5,116.80	48,747.76	3,674.88	2,063.68	54,486.32
0000314859	*BUS OPERATOR	49,649.60	51,147.20	1,497.60	53,581.00	11,375.03	0.00	64,956.03
0000329892	GIS ANALYST II	76,279.58	76,279.58	0.00	76,260.17	0.00	5,085.32	81,345.49
0000344956	*REPROGRAPHICS SPEC III (DATE LAST EMPLOYED 01-Jan-2021)	41,745.60	43,430.40	1,684.80	22,698.17	0.00	0.00	22,698.17
0000324791	TRANSIT POLICE OFFICER SR	60,465.60	60,465.60	0.00	58,647.13	14,223.96	6,928.73	79,799.82
0000333040	DIR TECH APPLICATIONS	159,487.38	159,487.38	0.00	159,487.51	0.00	11,859.32	171,346.83
0000345637	*BUS OPERATOR	36,171.20	36,171.20	0.00	22,917.50	2,157.28	0.00	25,074.78
0000334985	SUPV RAIL LINE	58,968.00	58,968.00	0.00	66,685.12	20,227.83	4,054.05	90,967.00
0000320851	*RAIL STATION CLEANER	33,945.60	34,964.80	1,019.20	42,939.63	15,695.01	0.00	58,634.64
0000342686	TRANSIT POLICE OFFICER (DATE LAST EMPLOYED 03-Jan-2021)	45,947.20	45,947.20	0.00	18,035.22	397.62	1,631.13	20,063.97
0000303739	ASSET MGMT PROGRAM ANALYST	66,567.28	66,567.28	0.00	66,567.54	0.00	0.00	66,567.54
0000332723	*JOURNEYMAN ET-TRAIN CONTROL	54,537.60	56,180.80	1,643.20	54,616.76	26,399.59	225.00	81,241.35
0000333585	*JOURNEYMAN BODY REPAIR	54,537.60	56,180.80	1,643.20	57,528.49	11,618.03	225.00	69,371.52
0000338075	*BUS OPERATOR	46,030.40	51,147.20	5,116.80	50,133.91	2,664.58	1,903.92	54,702.41
0000343037	SUPV TECH SUPPORT SVCS CENTR	44,460.00	75,973.04	31,513.04	56,580.42	0.00	0.00	56,580.42
0000331912	*RAIL OPERATOR	49,649.60	51,147.20	1,497.60	49,191.89	12,900.44	5,435.78	67,528.11
0000321061	RAIL SERVICES CONTROLLER	84,364.80	84,364.80	0.00	82,228.59	1,510.86	0.00	83,739.45

**METROPOLITAN ATLANTA RAPID TRANSIT AUTHORITY (MARTA)**  
**MARTOC REPORT**

EE NUMBER	TITLE	FY 20 BASE SALARY	FY 21 BASE SALARY	DIFFERENCE +/-	REGULAR EARNINGS	OVERTIME EARNINGS	OTHER EARNINGS	TOTAL EARNINGS
0000337789	SR COST ESTIMATOR	89,124.36	89,124.36	0.00	89,124.49	0.00	6,170.15	95,294.64
0000342745	*BUS OPERATOR	38,729.60	43,659.20	4,929.60	42,918.91	3,072.72	1,393.24	47,384.87
0000342679	*JOURNEYMAN TRACK MAINTAINER	51,272.00	54,433.60	3,161.60	51,976.96	9,663.16	3,031.50	64,671.62
0000316118	*JOURNEYMAN STRUCTURAL INSPECT	54,537.60	56,180.80	1,643.20	61,377.31	18,032.81	0.00	79,410.12
0000345661	*JOURNEYMAN ET-TRAIN CONTROL	48,755.20	48,755.20	0.00	31,715.84	3,295.22	0.00	35,011.06
0000344632	MOBILITY OPERATIONS FIELD INS	63,980.80	63,980.80	0.00	67,619.22	1,630.28	0.00	69,249.50
0000302082	*JOURNEYMAN RAIL CAR MECHANIC	55,057.60	56,700.80	1,643.20	68,881.00	9,854.24	225.00	78,960.24
0000343471	*BUS OPERATOR	35,110.40	39,894.40	4,784.00	40,872.59	8,427.34	2,268.13	51,568.06
0000317674	PROTECTIVE SPEC POLICE CADET	31,990.40	31,990.40	0.00	35,613.44	4,700.52	142.27	40,456.23
0000303250	ENTERPRISE TELE ENGINEER	88,019.62	88,019.62	0.00	81,926.23	0.00	12,988.62	94,914.85
0000334984	SR INFORMATION SYSTEMS ANALYST	97,975.80	97,975.80	0.00	97,975.80	0.00	13,817.10	111,792.90
0000344704	*JOURNEYMAN ELEC POWER ELECT	47,320.00	48,755.20	1,435.20	51,604.01	14,240.10	225.00	66,069.11
0000344839	AGM CHF POLICE & EMERG MGMT	195,000.00	195,000.00	0.00	195,000.00	0.00	13,000.00	208,000.00
0000322672	*JOURNEYMAN ET-RAIL CAR MAINT	54,537.60	56,180.80	1,643.20	60,899.58	15,103.11	225.00	76,227.69
0000302172	*JOURNEYMAN ET-RAIL CAR MAINT	55,057.60	56,700.80	1,643.20	59,871.66	240.08	225.00	60,336.74
0000303679	COST ANALYST	64,644.84	74,738.30	10,093.46	67,362.50	0.00	2,874.55	70,237.05
0000305041	FOREMAN CUSTODIAL SERVICES	51,916.80	51,916.80	0.00	57,263.84	16,972.80	2,995.20	77,231.84
0000305605	SUPT BUS TRANSPORTATION	72,155.46	72,155.46	0.00	67,052.36	0.00	12,951.18	80,003.54
0000338086	*BUS OPERATOR (DATE LAST EMPLOYED 03-May-2021)	46,030.40	47,424.00	1,393.60	30,200.28	183.24	1,966.21	32,349.73
0000327794	*BUS OPERATOR (DATE LAST EMPLOYED 05-Aug-2021)	49,649.60	51,147.20	1,497.60	44,721.84	600.43	3,451.93	48,774.20
0000331039	PERFORMANCE ANALYST (DATE LAST EMPLOYED 06-Apr-2021)	68,569.28	68,569.28	0.00	50,899.68	0.00	5,439.86	56,339.54
0000343399	*BUS OPERATOR	35,110.40	39,894.40	4,784.00	37,493.69	9,857.65	0.00	47,351.34
0000327036	*JOURNEYMAN ET-TRAIN CONTROL	54,537.60	56,180.80	1,643.20	61,310.81	26,267.04	225.00	87,802.85
0000322431	*JOURNEYMAN ET-TRAIN CONTROL	54,537.60	56,180.80	1,643.20	58,805.72	29,562.76	2,060.40	90,428.88
0000303170	*JOURNEYMAN AA BUS TECHNICIAN	55,057.60	56,700.80	1,643.20	51,284.71	6,932.57	9,170.59	67,387.87
0000332873	TRANSIT POLICE OFFICER SR (DATE LAST EMPLOYED 15-Oct-2020)	55,931.20	58,156.80	2,225.60	18,672.12	2,384.27	195.72	21,252.11
0000335355	*JOURNEYMAN ET-RAIL CAR MAINT	54,537.60	56,180.80	1,643.20	59,263.67	5,784.62	572.42	65,620.71
0000343938	*BUS OPERATOR (DATE LAST EMPLOYED 24-Jun-2021)	39,894.40	39,894.40	0.00	40,901.02	6,173.29	0.00	47,074.31
0000338983	*BUS OPERATOR	42,369.60	47,424.00	5,054.40	50,493.67	7,029.79	0.00	57,523.46
0000343274	*BUS OPERATOR	35,110.40	39,894.40	4,784.00	37,582.38	5,186.09	2,179.12	44,947.59
0000302707	SR RECRUITER	78,425.62	71,295.90	-7,129.72	75,325.04	0.00	7,227.33	82,552.37
0000329931	*SERVICEPERSON I	34,444.80	37,502.40	3,057.60	36,254.94	649.08	0.00	36,904.02
0000343933	*BUS OPERATOR	35,110.40	39,894.40	4,784.00	22,154.99	2,644.96	0.00	24,799.95
0000329153	*BUS OPERATOR	46,030.40	51,147.20	5,116.80	40,360.19	571.90	3,709.79	44,641.88

**METROPOLITAN ATLANTA RAPID TRANSIT AUTHORITY (MARTA)**  
**MARTOC REPORT**

EE NUMBER	TITLE	FY 20 BASE SALARY	FY 21 BASE SALARY	DIFFERENCE +/-	REGULAR EARNINGS	OVERTIME EARNINGS	OTHER EARNINGS	TOTAL EARNINGS
0000336908	*BUS OPERATOR	46,030.40	51,147.20	5,116.80	56,516.05	5,211.93	0.00	61,727.98
0000322215	IT BUSINESS ANALYST II	75,352.94	75,352.94	0.00	67,001.08	0.00	0.00	67,001.08
0000315667	*JOURNEYMAN ET-RAIL CAR MAINT	54,537.60	56,180.80	1,643.20	59,389.01	816.10	225.00	60,430.11
0000324227	QA ENGINEER	102,692.72	102,692.72	0.00	106,192.80	0.00	6,926.23	113,119.03
0000327138	SUPV RAIL LINE	58,968.00	58,968.00	0.00	63,275.98	13,941.18	5,783.40	83,000.56
0000331665	*RAIL OPERATOR	46,030.40	51,147.20	5,116.80	27,084.48	2,469.11	3,732.01	33,285.60
0000335142	TRANSIT POLICE SERGEANT	62,878.40	67,288.00	4,409.60	63,978.83	2,765.97	7,117.00	73,861.80
0000345546	*BUS OPERATOR	36,171.20	36,171.20	0.00	26,362.55	3,259.71	0.00	29,622.26
0000331061	*BUS OPERATOR (DATE LAST EMPLOYED 24-Dec-2020)	49,649.60	49,649.60	0.00	22,662.26	5,627.16	3,401.73	31,691.15
0000337282	*STATION AGENT (DATE LAST EMPLOYED 26-Mar-2021)	44,408.00	45,760.00	1,352.00	30,041.33	2,321.84	2,556.53	34,919.70
0000337933	*BUS OPERATOR	46,030.40	51,147.20	5,116.80	26,901.75	6,106.20	354.08	33,362.03
0000343366	*BUS OPERATOR	35,110.40	39,894.40	4,784.00	40,356.44	2,461.96	2,274.72	45,093.12
0000343264	*BUS OPERATOR	35,110.40	39,894.40	4,784.00	36,414.58	2,188.65	5,038.33	43,641.56
0000343360	*JOURNEYMAN RAIL CAR MECHANIC	50,252.80	48,755.20	-1,497.60	49,568.00	3,075.92	225.00	52,868.92
0000334356	*BUS OPERATOR	49,649.60	51,147.20	1,497.60	53,064.22	8,989.99	1,028.99	63,083.20
0000339547	*BUS OPERATOR	42,369.60	47,424.00	5,054.40	49,227.26	12,702.02	0.00	61,929.28
0000302866	*BUS OPERATOR (DATE LAST EMPLOYED 01-May-2021)	50,169.60	51,667.20	1,497.60	48,053.27	16,088.27	0.00	64,141.54
0000330171	*JOURNEYMAN RAIL CAR MECHANIC	51,272.00	54,433.60	3,161.60	55,768.22	2,903.18	225.00	58,896.40
0000343092	*BUS OPERATOR	35,110.40	39,894.40	4,784.00	36,349.55	3,188.50	906.25	40,444.30
0000344567	*RAIL STATION CLEANER	28,704.00	33,092.80	4,388.80	33,798.96	3,085.82	79.55	36,964.33
0000306114	*JOURNEYMAN ET-RAIL CAR MAINT	55,057.60	56,700.80	1,643.20	61,568.96	939.59	225.00	62,733.55
0000316386	*REVENUE AGENT	44,428.80	47,964.80	3,536.00	51,187.70	1,042.50	0.00	52,230.20
0000304885	*JOURNEYMAN ET-TRAIN CONTROL	54,537.60	56,180.80	1,643.20	61,545.14	5,303.87	225.00	67,074.01
0000341621	*JOURNEYMAN BUS TECHNICIAN	50,752.00	53,060.80	2,308.80	56,490.91	998.28	225.00	57,714.19
0000328122	SR PROJECT MANAGER	123,508.84	123,508.84	0.00	123,510.38	0.00	0.00	123,510.38
0000316714	*BUS OPERATOR	49,649.60	51,147.20	1,497.60	55,518.91	28,839.18	0.00	84,358.09
0000322923	*BUS OPERATOR	49,649.60	51,147.20	1,497.60	51,384.28	7,260.43	4,258.72	62,903.43
0000305684	*JOURNEYMAN ET-RADIO MAINT	55,057.60	56,700.80	1,643.20	61,787.05	2,025.54	225.00	64,037.59
0000342724	TRANSIT POLICE OFFICER SR	44,200.00	47,798.40	3,598.40	49,012.84	19,662.16	1,487.50	70,162.50
0000306228	MGR ACCOUNTING	107,690.96	107,690.96	0.00	104,791.62	0.00	22,590.30	127,381.92
0000332079	*RAIL OPERATOR	49,649.60	51,147.20	1,497.60	56,995.02	5,080.65	0.00	62,075.67
0000345776	*JOURNEYMAN TRACK MAINTAINER	48,755.20	48,755.20	0.00	27,780.28	4,956.01	0.00	32,736.29
0000302780	MGR SAFETY	101,218.52	101,218.52	0.00	104,718.61	0.00	10,018.04	114,736.65
0000302758	CONTRACT EMP PT POLICE OFFICER	0.00	0.00	0.00	39,884.77	347.63	0.00	40,232.40

**METROPOLITAN ATLANTA RAPID TRANSIT AUTHORITY (MARTA)**  
**MARTOC REPORT**

EE NUMBER	TITLE	FY 20	FY 21	DIFFERENCE	REGULAR	OVERTIME	OTHER	TOTAL
		BASE SALARY	BASE SALARY	+/-	EARNINGS	EARNINGS	EARNINGS	EARNINGS
0000321710	SR EXECUTIVE ADMINISTRATOR	72,233.46	76,000.08	3,766.62	73,986.60	0.00	7,094.44	81,081.04
0000319545	*PT BUS OPERATOR	0.00	0.00	0.00	23,052.43	0.00	0.00	23,052.43
0000329223	*BUS OPERATOR	49,649.60	51,147.20	1,497.60	54,904.92	1,553.72	0.00	56,458.64
0000337914	INFORMATION SYS ANALYST III	87,418.50	87,418.50	0.00	87,418.55	0.00	5,783.07	93,201.62
0000306609	*MATERIAL CONTROLLER LEAD	52,686.40	54,267.20	1,580.80	58,243.71	0.00	0.00	58,243.71
0000339542	SUPPLIER DIVERSITY PRGM ANLYST (DATE LAST EMPLOYED 26-Mar-2021)	77,662.26	77,662.26	0.00	59,740.28	0.00	5,762.54	65,502.82
0000304167	RAIL SERVICES CONTROLLER	86,632.00	86,632.00	0.00	89,408.99	5,163.40	2,499.00	97,071.39
0000345695	SR ENTERPRISE NETWORK ENGINEER	96,000.32	96,000.32	0.00	51,692.52	0.00	0.00	51,692.52
0000342884	*BUS OPERATOR	35,110.40	39,894.40	4,784.00	44,613.87	7,518.76	0.00	52,132.63
0000336309	SYSTEM SAFETY ENGINEER III	88,334.48	88,334.48	0.00	88,334.88	0.00	0.00	88,334.88
0000330610	*JOURNEYMAN ET-RADIO MAINT	54,537.60	56,180.80	1,643.20	58,541.27	6,747.60	924.20	66,213.07
0000344628	*CUSTOMER INFORMATION OPERATOR (DATE LAST EMPLOYED 16-Mar-2021)	30,825.60	33,675.20	2,849.60	23,992.40	1,246.12	0.00	25,238.52
0000304658	*MATERIAL CONTROLLER	50,606.40	52,124.80	1,518.40	54,810.81	0.00	0.00	54,810.81
0000344126	PROTECTIVE SPEC POLICE CADET	31,200.00	31,200.00	0.00	35,082.50	2,913.75	0.00	37,996.25
0000338897	*BUS OPERATOR	42,369.60	47,424.00	5,054.40	50,481.13	6,372.57	0.00	56,853.70
0000330624	*JOURNEYMAN ET-HVAC	54,537.60	56,180.80	1,643.20	59,420.03	1,487.53	225.00	61,132.56
0000323614	*BUS OPERATOR	49,649.60	51,147.20	1,497.60	46,971.18	0.00	5,421.77	52,392.95
0000320604	SUPV BUS MAINTENANCE	62,608.00	62,608.00	0.00	66,589.60	5,478.20	0.00	72,067.80
0000329559	PROJECT MANAGER I	89,370.84	89,370.84	0.00	89,325.28	0.00	6,874.68	96,199.96
0000343130	*BUS OPERATOR	35,110.40	39,894.40	4,784.00	37,350.78	2,333.35	2,071.16	41,755.29
0000329582	*BUS OPERATOR	49,649.60	51,147.20	1,497.60	49,086.36	2,525.65	2,922.00	54,534.01
0000305119	SUPT BUS TRANSPORTATION	84,925.36	84,925.36	0.00	88,425.64	0.00	10,887.90	99,313.54
0000305549	DISPATCHER RADIO COMMUNICATION	60,611.20	60,611.20	0.00	61,554.17	1,996.09	7,372.42	70,922.68
0000328741	FARE COLLECTION PROCESSOR	25,330.50	25,330.50	0.00	27,670.65	0.00	487.15	28,157.80
0000333544	OFFICE ADMINISTRATOR II	57,983.64	57,983.64	0.00	57,983.79	0.00	0.00	57,983.79
0000332581	*BUS OPERATOR (DATE LAST EMPLOYED 08-Mar-2021)	49,649.60	51,147.20	1,497.60	36,511.76	8,219.05	1,896.59	46,627.40
0000302615	*JOURNEYMAN AA BUS TECHNICIAN (DATE LAST EMPLOYED 01-Feb-2021)	55,057.60	55,057.60	0.00	36,245.63	13,916.61	225.00	50,387.24
0000341389	*CUSTODIAN LIGHT RAIL OPS	33,945.60	34,964.80	1,019.20	37,176.59	2,779.26	0.00	39,955.85
0000330921	*BUS OPERATOR	49,649.60	51,147.20	1,497.60	48,292.26	3,438.61	3,781.10	55,511.97
0000304916	*RAIL OPERATOR	50,169.60	51,667.20	1,497.60	24,043.17	619.23	0.00	24,662.40
0000341886	*BUS OPERATOR	38,729.60	43,659.20	4,929.60	42,717.42	7,365.94	1,995.39	52,078.75
0000341496	TRANSIT POLICE OFFICER SR	44,200.00	47,798.40	3,598.40	47,251.40	12,763.88	2,276.65	62,291.93
0000322984	ENGINEERING CAD SPECIALIST III	72,744.88	72,744.88	0.00	72,745.40	0.00	0.00	72,745.40
0000345027	*JOURNEYMAN BUS TECHNICIAN	47,320.00	51,771.20	4,451.20	52,434.42	5,023.81	225.00	57,683.23



## MARTOC REPORT

EE NUMBER	TITLE	FY 20	FY 21	DIFFERENCE	REGULAR	OVERTIME	OTHER	TOTAL
		BASE SALARY	BASE SALARY	+/-	EARNINGS	EARNINGS	EARNINGS	EARNINGS
0000343059	*BUS OPERATOR	35,110.40	39,894.40	4,784.00	35,985.69	2,572.50	2,446.58	41,004.77
0000316528	SUPV STATION CARE	39,643.50	58,968.00	19,324.50	43,643.58	304.95	0.00	43,948.53
0000334693	RESIDENT ENGINEER	102,082.76	102,082.76	0.00	105,583.50	0.00	10,323.99	115,907.49
0000338545	*BUS OPERATOR	42,369.60	47,424.00	5,054.40	51,558.25	16,044.86	0.00	67,603.11
0000344752	*BUS OPERATOR	39,894.40	39,894.40	0.00	30,557.85	2,509.76	2,594.63	35,662.24
0000340061	SR COST ANALYST	74,905.22	86,152.04	11,246.82	83,197.82	0.00	1,656.79	84,854.61
0000302585	CONTRACT PROFESSIONAL DISPATCH	0.00	0.00	0.00	66,127.20	7,005.66	0.00	73,132.86
0000336135	CONTRACT SPECIALIST III	74,303.58	74,303.58	0.00	74,227.56	0.00	0.00	74,227.56
0000303114	FOREMAN CUSTODIAL SERVICES	54,246.40	54,246.40	0.00	57,837.68	208.64	2,086.40	60,132.72
0000302318	*MATERIAL CONTROLLER	50,606.40	52,644.80	2,038.40	58,471.29	11,377.14	0.00	69,848.43
0000344565	*BUS OPERATOR	39,894.40	39,894.40	0.00	37,258.55	4,955.58	920.64	43,134.77
0000315343	SUPV CAR REPAIR INSPECTION	62,587.20	62,587.20	0.00	66,944.77	15,075.10	5,356.02	87,375.89
0000321807	FARE COLLECTION COORDINATOR OP	55,887.00	55,887.00	0.00	59,387.00	0.00	4,585.60	63,972.60
0000317740	CLEARINGHOUSE SPEC	46,059.00	46,059.00	0.00	46,059.00	0.00	3,413.09	49,472.09
0000339045	*BUS OPERATOR	42,369.60	47,424.00	5,054.40	50,047.35	1,828.07	0.00	51,875.42
0000323249	*BUS OPERATOR	49,649.60	51,147.20	1,497.60	53,824.12	1,913.85	0.00	55,737.97
0000320555	TRANSIT POLICE OFFICER SR	60,465.60	60,465.60	0.00	64,256.31	44,651.58	8,721.00	117,628.89
0000327107	*BUS OPERATOR	49,649.60	51,147.20	1,497.60	48,956.31	4,029.23	0.00	52,985.54
0000323162	*BUS OPERATOR	49,649.60	51,147.20	1,497.60	54,545.31	3,381.69	0.00	57,927.00
0000339353	TRANSIT POLICE SERGEANT	49,691.20	57,532.80	7,841.60	58,940.80	4,388.70	6,490.00	69,819.50
0000323530	*BUS OPERATOR	49,649.60	51,147.20	1,497.60	55,000.48	4,934.28	0.00	59,934.76
0000324732	TRANSIT POLICE OFFICER SPECIAL	62,878.40	62,878.40	0.00	58,261.65	11,256.94	11,789.70	81,308.29
0000345237	PROTECTIVE SPEC POLICE CADET	31,200.00	31,200.00	0.00	34,917.50	3,763.13	0.00	38,680.63
0000345796	*BUS OPERATOR	36,171.20	36,171.20	0.00	20,501.24	1,974.14	0.00	22,475.38
0000303435	*JOURNEYMAN ET-RAIL CAR MAINT (DATE LAST EMPLOYED 01-Dec-2020)	55,057.60	55,057.60	0.00	37,923.32	754.40	0.00	38,677.72
0000337470	FIELD INSPECTOR II	57,681.00	57,681.00	0.00	61,639.49	6,699.87	2,366.40	70,705.76
0000337168	*SR TRAFFIC CHECKER	36,982.40	39,915.20	2,932.80	31,234.00	0.00	5,809.52	37,043.52
0000305813	DIR BUS TRANSPORTATION	96,009.68	140,000.12	43,990.44	103,030.92	0.00	9,251.87	112,282.79
0000302246	*BUS OPERATOR	50,169.60	51,667.20	1,497.60	57,172.85	12,204.66	0.00	69,377.51
0000335618	*BUS OPERATOR	49,649.60	51,147.20	1,497.60	30,478.50	6,111.14	2,196.04	38,785.68
0000343472	*BUS OPERATOR	35,110.40	39,894.40	4,784.00	43,186.47	5,353.77	0.00	48,540.24
0000319278	*JOURNEYMAN RAIL CAR MECHANIC	54,537.60	56,180.80	1,643.20	59,947.38	4,838.30	225.00	65,010.68
0000342865	*BUS OPERATOR	35,110.40	39,894.40	4,784.00	41,686.68	8,334.98	0.00	50,021.66
0000316217	*JOURNEYMAN ET-RADIO MAINT	54,537.60	56,180.80	1,643.20	66,390.25	57,210.33	225.00	123,825.58
0000306431	*RAIL OPERATOR	50,169.60	51,667.20	1,497.60	58,670.39	11,882.74	0.00	70,553.13

METROPOLITAN ATLANTA RAPID TRANSIT AUTHORITY (MARTA)  
MARTOC REPORT

EE NUMBER	TITLE	FY 20 BASE SALARY	FY 21 BASE SALARY	DIFFERENCE +/-	REGULAR EARNINGS	OVERTIME EARNINGS	OTHER EARNINGS	TOTAL EARNINGS
0000315347	*JOURNEYMAN TRACK WALKER	54,537.60	56,180.80	1,643.20	55,947.31	7,266.92	1,890.70	65,104.93
0000335972	*JOURNEYMAN SUPPORT EQUIPMENT	54,537.60	56,180.80	1,643.20	58,800.85	1,083.25	225.00	60,109.10
0000302836	*STATION AGENT	44,928.00	46,280.00	1,352.00	48,251.60	33.38	1,047.20	49,332.18
0000339602	*BUS OPERATOR	42,369.60	47,424.00	5,054.40	43,296.45	2,641.73	3,913.09	49,851.27
0000338428	FIELD INSPECTOR III	56,004.00	61,015.50	5,011.50	63,764.56	9,233.48	4,576.00	77,574.04
0000334898	*RAIL OPERATOR	46,030.40	51,147.20	5,116.80	44,867.89	4,604.48	3,822.36	53,294.73
0000316151	MAINT & INVENTORY CONTROL SPEC	67,584.92	67,584.92	0.00	67,585.00	0.00	0.00	67,585.00
0000306641	*BUS OPERATOR	49,649.60	51,147.20	1,497.60	53,060.80	2,877.70	0.00	55,938.50
0000306629	*BUS OPERATOR	49,649.60	51,147.20	1,497.60	54,159.37	4,171.38	0.00	58,330.75
0000335048	CJIT-POLICE DISPATCHER	45,739.20	45,739.20	0.00	50,134.93	7,974.16	0.00	58,109.09
0000345380	*JOURNEYMAN BUS TECHNICIAN	48,755.20	48,755.20	0.00	37,464.09	1,230.59	375.04	39,069.72
0000305287	TRANSIT POLICE LIEUTENANT	88,628.80	88,628.80	0.00	99,415.15	29,571.40	6,817.60	135,804.15
0000339500	*RAIL STATION CLEANER	33,945.60	34,964.80	1,019.20	38,363.05	146.88	0.00	38,509.93
0000343867	*SERVICEPERSON I	36,400.00	39,166.40	2,766.40	40,921.53	2,900.79	0.00	43,822.32
0000343935	*BUS OPERATOR	35,110.40	39,894.40	4,784.00	40,323.72	4,143.41	0.00	44,467.13
0000335069	CUSTOMER CARE SPEC (DATE LAST EMPLOYED 12-Apr-2021)	42,354.00	42,354.00	0.00	34,209.00	0.00	1,674.18	35,883.18
0000323903	*SERVICEPERSON I	38,022.40	39,166.40	1,144.00	43,026.94	0.00	0.00	43,026.94
0000332672	*RAIL STATION CLEANER	33,945.60	34,964.80	1,019.20	36,418.23	5,201.84	2,367.38	43,987.45
0000345857	*BUS OPERATOR	36,171.20	36,171.20	0.00	18,842.00	1,754.01	0.00	20,596.01
0000343632	*JOURNEYMAN BUS TECHNICIAN	50,252.80	52,291.20	2,038.40	41,782.67	879.56	4,305.09	46,967.32
0000305202	DIVISION DISPATCHER	62,379.20	62,379.20	0.00	49,483.51	2,309.24	7,197.60	58,990.35
0000337936	*RAIL STATION CLEANER	33,945.60	34,964.80	1,019.20	38,634.08	7,222.17	489.60	46,345.85
0000303748	*JOURNEYMAN BUS TECHNICIAN	52,478.40	55,848.00	3,369.60	62,334.55	21,152.27	225.00	83,711.82
0000333520	*STATION AGENT	44,408.00	45,760.00	1,352.00	48,839.70	5,047.04	1,056.00	54,942.74
0000345129	*JOURNEYMAN BUS TECHNICIAN (DATE LAST EMPLOYED 29-Jan-2021)	47,320.00	47,320.00	0.00	29,423.29	895.82	0.00	30,319.11
0000321025	*BUS OPERATOR	49,649.60	51,147.20	1,497.60	54,066.26	16,487.18	1,735.92	72,289.36
0000306647	*JOURNEYMAN AUTOMOTIVE TECH	55,057.60	56,700.80	1,643.20	60,712.55	15,805.28	225.00	76,742.83
0000340139	*SERVICEPERSON I	38,022.40	39,166.40	1,144.00	19,329.85	0.00	3,160.62	22,490.47
0000345884	AGM LABOR RELATIONS	175,000.02	175,000.02	0.00	73,365.43	0.00	0.00	73,365.43
0000331137	RESIDENT ENGINEER	92,802.32	92,802.32	0.00	96,302.74	0.00	8,923.30	105,226.04
0000333791	*BUS OPERATOR	49,649.60	51,147.20	1,497.60	23,287.14	773.05	763.84	24,824.03
0000344343	*BUS OPERATOR	39,894.40	39,894.40	0.00	33,900.92	4,397.66	0.00	38,298.58
0000341131	ADVERTISING COORDINATOR	61,800.70	61,800.70	0.00	61,801.02	0.00	0.00	61,801.02
0000345005	FIELD INSPECTOR (DATE LAST EMPLOYED 05-Apr-2021)	52,767.00	52,767.00	0.00	43,038.93	6,183.21	0.00	49,222.14

**METROPOLITAN ATLANTA RAPID TRANSIT AUTHORITY (MARTA)**  
**MARTOC REPORT**

EE NUMBER	TITLE	FY 20	FY 21	DIFFERENCE +/-	REGULAR EARNINGS	OVERTIME EARNINGS	OTHER EARNINGS	TOTAL EARNINGS
		BASE SALARY	BASE SALARY					
0000331804	*RAIL STATION CLEANER	33,945.60	34,964.80	1,019.20	24,229.18	7,753.23	0.00	31,982.41
0000339934	MGR MATERIALS	95,481.36	95,481.36	0.00	95,481.51	0.00	6,463.36	101,944.87
0000326193	*JOURNEYMAN BUS TECHNICIAN	53,705.60	55,328.00	1,622.40	60,156.48	639.06	225.00	61,020.54
0000322864	*BUS OPERATOR	46,030.40	51,147.20	5,116.80	42,479.06	486.24	3,519.10	46,484.40
0000323910	MGR CIVIL & STRUC ENGINEERING	95,979.78	108,159.22	12,179.44	103,944.43	0.00	0.00	103,944.43
0000344311	*SERVICEPERSON IV (DATE LAST EMPLOYED 04-May-2020)	36,649.60	36,649.60	0.00	21,125.00	0.00	0.00	21,125.00
0000336048	CJIT-POLICE DISPATCHER	44,387.20	44,387.20	0.00	48,056.90	7,074.21	5,121.60	60,252.71
0000335320	*SERVICEPERSON IV	40,622.40	41,849.60	1,227.20	29,378.35	153.81	0.00	29,532.16
0000318281	*BUS OPERATOR	49,649.60	51,147.20	1,497.60	53,774.04	9,756.20	2,702.24	66,232.48
0000315630	COST ANALYST	70,599.88	70,599.88	0.00	69,242.47	0.00	6,820.70	76,063.17
0000338586	MGR CONSTRUCTION PROJECTS	97,603.22	97,603.22	0.00	101,103.30	0.00	7,507.95	108,611.25
0000322028	SR PERFORMANCE ANALYST	88,882.56	88,882.56	0.00	88,882.67	0.00	10,063.35	98,946.02
0000302937	*JOURNEYMAN RAIL CAR MECHANIC	55,057.60	56,700.80	1,643.20	63,926.70	0.00	1,027.00	64,953.70
0000335567	*RAIL OPERATOR	46,030.40	51,147.20	5,116.80	49,588.14	14,740.46	2,754.05	67,082.65
0000319669	TRANSIT POLICE LIEUTENANT	82,347.20	88,628.80	6,281.60	96,089.60	7,893.10	2,130.50	106,113.20
0000322050	CONFIG MGMT SPECIALIST III	65,726.96	65,726.96	0.00	65,727.35	0.00	0.00	65,727.35
0000333876	*BUS OPERATOR	49,649.60	51,147.20	1,497.60	55,167.76	7,160.38	0.00	62,328.14
0000305734	CAPITAL PROJECT COORDINATOR	70,645.12	70,645.12	0.00	74,145.44	0.00	7,463.05	81,608.49
0000339925	SUPV BUS & RAIL STORES	62,608.00	62,608.00	0.00	67,823.70	3,431.40	0.00	71,255.10
0000314959	MGR PURCHASING	83,294.12	83,294.12	0.00	83,294.56	0.00	3,203.62	86,498.18
0000315027	*BUS OPERATOR	49,649.60	51,147.20	1,497.60	53,818.55	6,010.60	1,336.72	61,165.87
0000304358	*JOURNEYMAN SUPPORT EQUIPMENT	55,057.60	56,700.80	1,643.20	37,793.69	1,921.85	225.00	39,940.54
0000304144	RIDESTORE ASSISTANT	33,696.00	33,696.00	0.00	37,403.36	1,127.52	2,764.80	41,295.68
0000329792	*BUS OPERATOR	49,649.60	51,147.20	1,497.60	47,045.01	173.83	2,659.69	49,878.53
0000305958	*STATION AGENT	44,928.00	46,280.00	1,352.00	48,499.40	3,798.15	453.60	52,751.15
0000345236	*JOURNEYMAN TRACK MAINTAINER	47,320.00	48,755.20	1,435.20	50,571.03	20,630.67	0.00	71,201.70
0000302678	*BUS OPERATOR (DATE LAST EMPLOYED 01-Oct-2020)	50,169.60	50,169.60	0.00	22,336.57	1,938.53	0.00	24,275.10
0000337283	DEPUTY CHF SAFETY & QA	175,000.02	183,000.22	8,000.20	184,039.04	0.00	0.00	184,039.04
0000321693	*BUS OPERATOR	49,649.60	51,147.20	1,497.60	54,456.11	26,933.79	0.00	81,389.90
0000324188	FOREMAN POWER	58,884.80	58,884.80	0.00	64,592.98	11,324.00	0.00	75,916.98
0000303996	*JOURNEYMAN TRACK MAINTAINER	55,057.60	56,700.80	1,643.20	60,570.53	6,693.31	0.00	67,263.84
0000330392	SUPV BUS TRANSPORTATION	58,843.20	58,843.20	0.00	60,369.99	1,946.41	4,752.72	67,069.12
0000338143	AGM INFORMATION SECURITY/CISO	182,504.92	182,504.92	0.00	182,505.20	0.00	0.00	182,505.20
0000337916	*JOURNEYMAN ET-HVAC	54,537.60	56,180.80	1,643.20	61,662.56	1,901.73	225.00	63,789.29
0000317506	DATA WAREHOUSE ARCHITECT	91,652.60	91,652.60	0.00	91,652.60	0.00	7,050.20	98,702.80

**METROPOLITAN ATLANTA RAPID TRANSIT AUTHORITY (MARTA)**  
**MARTOC REPORT**

EE NUMBER	TITLE	FY 20 BASE SALARY	FY 21 BASE SALARY	DIFFERENCE +/-	REGULAR EARNINGS	OVERTIME EARNINGS	OTHER EARNINGS	TOTAL EARNINGS
0000334770	*BUS OPERATOR	49,649.60	51,147.20	1,497.60	57,046.77	16,557.25	0.00	73,604.02
0000305985	HR INFORMATION SYSTEMS SPEC II	62,302.50	56,628.00	-5,674.50	58,526.80	0.00	5,793.76	64,320.56
0000331990	SUPV BUS TRANSPORTATION	62,441.60	62,441.60	0.00	54,323.87	8,923.46	720.48	63,967.81
0000332759	TRANSIT POLICE OFFICER SR	60,465.60	60,465.60	0.00	64,779.56	14,280.65	0.00	79,060.21
0000320838	CONTRACT EMP PT POLICE OFFICER	0.00	0.00	0.00	54,845.50	13,132.54	0.00	67,978.04
0000324181	*RAIL STATION CLEANER	33,945.60	34,964.80	1,019.20	38,178.10	3,916.80	0.00	42,094.90
0000307120	*BUS OPERATOR	49,649.60	51,147.20	1,497.60	45,872.81	8,004.11	0.00	53,876.92
0000340470	SR WEB DEVELOPER (DATE LAST EMPLOYED 07-May-2021)	95,275.18	95,275.18	0.00	64,127.76	0.00	0.00	64,127.76
0000323731	*BUS OPERATOR	49,649.60	51,147.20	1,497.60	51,928.61	9,987.01	0.00	61,915.62
0000322931	*BUS OPERATOR	38,729.60	43,659.20	4,929.60	35,444.30	9,517.78	0.00	44,962.08
0000337539	*BUS OPERATOR	46,030.40	51,147.20	5,116.80	51,523.07	10,916.51	2,481.38	64,920.96
0000343459	*BUS OPERATOR	35,110.40	39,894.40	4,784.00	21,789.45	2,094.19	0.00	23,883.64
0000329352	*BUS OPERATOR	38,729.60	43,659.20	4,929.60	38,632.34	3,337.55	1,761.36	43,731.25
0000302351	*JOURNEYMAN AA BUS TECHNICIAN	55,057.60	56,700.80	1,643.20	61,269.40	17,020.43	225.00	78,514.83
0000335383	*BUS OPERATOR	49,649.60	51,147.20	1,497.60	53,337.02	3,522.07	3,322.12	60,181.21
0000317773	*JOURNEYMAN ET-RAIL CAR MAINT	54,537.60	56,180.80	1,643.20	62,441.63	15,193.61	225.00	77,860.24
0000317536	QA ENGINEER	85,505.16	85,505.16	0.00	89,005.23	0.00	6,577.32	95,582.55
0000306664	FOREMAN POWER	63,211.20	63,211.20	0.00	69,400.74	7,840.64	3,646.80	80,888.18
0000334186	*BUS OPERATOR	49,649.60	51,147.20	1,497.60	50,730.24	11,444.77	4,691.68	66,866.69
0000326616	TRANSIT POLICE SERGEANT	55,931.20	64,708.80	8,777.60	40,812.40	5,068.05	8,882.67	54,763.12
0000338324	*BUS OPERATOR	42,369.60	47,424.00	5,054.40	47,155.42	4,650.79	871.12	52,677.33
0000304881	*SERVICEPERSON IV	40,622.40	41,849.60	1,227.20	44,496.81	7,658.68	1,366.60	53,522.09
0000329163	*BUS OPERATOR	49,649.60	51,147.20	1,497.60	55,229.96	4,734.80	196.72	60,161.48
0000322162	*SERVICEPERSON IV	38,729.60	39,728.00	998.40	39,638.91	967.71	2,534.57	43,141.19
0000305608	GEN SUPT BUS MAINT	73,919.82	86,204.82	12,285.00	82,144.96	0.00	0.00	82,144.96
0000341906	*BUS OPERATOR (DATE LAST EMPLOYED 05-Apr-2021)	38,729.60	43,659.20	4,929.60	35,444.26	5,818.51	720.04	41,982.81
0000334372	HR INFORMATION SYSTEMS SPEC II	46,000.50	46,000.50	0.00	45,292.94	0.00	707.72	46,000.66
0000337371	*BUS OPERATOR	46,030.40	51,147.20	5,116.80	51,566.70	8,467.34	0.00	60,034.04
0000338016	*BUS OPERATOR	46,030.40	51,147.20	5,116.80	48,232.86	17,400.78	0.00	65,633.64
0000344955	*JOURNEYMAN BUS TECHNICIAN	47,320.00	51,771.20	4,451.20	52,471.13	5,811.72	225.00	58,507.85
0000304698	ACCOUNTING SPECIALIST III	50,973.00	50,973.00	0.00	50,973.02	0.00	3,548.51	54,521.53
0000326524	RAMS ENGINEER VI	92,742.26	92,742.26	0.00	92,742.92	0.00	0.00	92,742.92
0000339801	*JOURNEYMAN RAIL CAR MECHANIC	50,752.00	48,755.20	-1,996.80	46,252.46	9,802.06	7,515.56	63,570.08
0000304637	*BUS OPERATOR	49,649.60	51,147.20	1,497.60	46,545.33	6,723.93	2,879.59	56,148.85

## MARTOC REPORT

EE NUMBER	TITLE	FY 20	FY 21	DIFFERENCE	REGULAR	OVERTIME	OTHER	TOTAL
		BASE SALARY	BASE SALARY	+/-	EARNINGS	EARNINGS	EARNINGS	EARNINGS
0000302932	SR ADMINISTRATIVE ASSISTANT	45,513.00	45,513.00	0.00	45,513.00	0.00	2,100.60	47,613.60
0000303143	FIELD INSPECTOR II	59,436.00	59,436.00	0.00	64,642.88	8,549.64	2,438.40	75,630.92
0000326181	ENGINEERING SVCS COORDINATOR	99,050.12	99,050.12	0.00	99,050.67	0.00	1,904.81	100,955.48
0000328225	ARCHITECT V	84,337.76	84,337.76	0.00	82,240.85	0.00	0.00	82,240.85
0000323588	*BUS OPERATOR	49,649.60	51,147.20	1,497.60	55,352.89	14,024.66	0.00	69,377.55
0000328460	*JOURNEYMAN RAIL CAR MECHANIC	54,537.60	56,180.80	1,643.20	59,990.21	3,110.18	225.00	63,325.39
0000317725	*STATION AGENT	44,408.00	45,760.00	1,352.00	53,639.86	11,287.30	0.00	64,927.16
0000315245	SUPV RAIL LINE	62,608.00	62,608.00	0.00	66,710.01	5,132.39	4,816.00	76,658.40
0000343175	*BUS OPERATOR	35,110.40	39,894.40	4,784.00	43,655.05	7,317.56	0.00	50,972.61
0000304557	*JOURNEYMAN ET-RAIL CAR MAINT	55,057.60	56,700.80	1,643.20	60,865.04	3,273.29	225.00	64,363.33
0000322201	*BUS OPERATOR	49,649.60	49,649.60	0.00	27,835.34	1,607.65	0.00	29,442.99
0000304107	(DATE LAST EMPLOYED 10-Nov-2020) OFFICE ADMINISTRATOR II	60,302.58	60,302.58	0.00	60,302.71	0.00	4,715.99	65,018.70
0000340396	SR ASSOC SALES & BUS DEV	74,303.58	74,303.58	0.00	29,435.21	0.00	5,408.17	34,843.38
0000342141	(DATE LAST EMPLOYED 02-Oct-2020) *JOURNEYMAN TRACK MAINTAINER	38,563.20	48,755.20	10,192.00	43,055.32	2,545.79	0.00	45,601.11
0000343864	TRANSIT POLICE OFFICER	40,851.20	40,851.20	0.00	34,232.52	1,914.90	3,783.85	39,931.27
0000340412	(DATE LAST EMPLOYED 05-May-2021) *JOURNEYMAN TRACK MAINTAINER	51,667.20	51,667.20	0.00	16,626.28	5,821.89	885.30	23,333.47
0000305255	(DATE LAST EMPLOYED 02-Nov-2020) *SERVICEPERSON I (A)	39,083.20	40,248.00	1,164.80	44,612.81	232.20	0.00	44,845.01
0000344354	SUPV RAIL LINE	58,968.00	58,968.00	0.00	54,129.07	9,313.02	2,579.85	66,021.94
0000335797	*BUS OPERATOR	49,649.60	51,147.20	1,497.60	45,615.17	5,295.05	4,492.61	55,402.83
0000321478	DIVISION DISPATCHER	62,441.60	62,441.60	0.00	66,632.06	10,882.25	7,204.80	84,719.11
0000337540	*BUS OPERATOR	46,030.40	51,147.20	5,116.80	47,835.56	2,484.51	2,138.48	52,458.55
0000341908	TRANSIT POLICE OFFICER SR	45,947.20	49,691.20	3,744.00	46,386.42	15,517.20	2,539.57	64,443.19
0000306557	DIR MAINTENANCE OF WAY	132,461.16	132,461.16	0.00	132,800.85	0.00	11,208.28	144,009.13
0000337487	*BUS OPERATOR	42,369.60	47,424.00	5,054.40	49,767.96	8,234.26	503.76	58,505.98
0000320170	*BUS OPERATOR	49,649.60	51,147.20	1,497.60	37,693.73	115.94	4,414.13	42,223.80
0000337373	*BUS OPERATOR	46,030.40	51,147.20	5,116.80	51,641.92	13,459.04	0.00	65,100.96
0000324760	*JOURNEYMAN SUPPORT EQUIPMENT	54,537.60	56,180.80	1,643.20	58,837.60	3,131.88	225.00	62,194.48
0000321695	*RAIL OPERATOR	49,649.60	51,147.20	1,497.60	56,189.40	11,782.30	0.00	67,971.70
0000305231	*BUS OPERATOR	49,649.60	51,667.20	2,017.60	54,266.19	780.31	596.16	55,642.66
0000342060	TRANSIT POLICE OFFICER SPECIAL	44,200.00	49,691.20	5,491.20	49,731.40	19,271.44	1,700.00	70,702.84
0000338322	*BUS OPERATOR	46,030.40	51,147.20	5,116.80	49,013.26	9,549.17	3,715.30	62,277.73
0000306288	*BUS OPERATOR	49,649.60	51,147.20	1,497.60	20,177.79	1,151.84	0.00	21,329.63
0000341507	TRANSIT POLICE OFFICER SR	45,947.20	49,691.20	3,744.00	38,979.33	11,121.87	3,997.98	54,099.18
0000322143	*JOURNEYMAN RAIL CAR MECHANIC	54,537.60	56,180.80	1,643.20	59,598.64	4,531.52	225.00	64,355.16

**METROPOLITAN ATLANTA RAPID TRANSIT AUTHORITY (MARTA)**  
**MARTOC REPORT**

EE NUMBER	TITLE	FY 20	FY 21	DIFFERENCE +/-	REGULAR EARNINGS	OVERTIME EARNINGS	OTHER EARNINGS	TOTAL EARNINGS
		BASE SALARY	BASE SALARY					
0000323956	*BUS OPERATOR	49,649.60	51,147.20	1,497.60	55,216.70	4,681.94	0.00	59,898.64
0000343523	*JOURNEYMAN TRACK MAINTAINER (DATE LAST EMPLOYED 30-Mar-2021)	47,320.00	52,811.20	5,491.20	46,207.64	20,020.98	0.00	66,228.62
0000331062	*BUS OPERATOR	49,649.60	51,147.20	1,497.60	55,066.32	1,609.01	0.00	56,675.33
0000335653	*JOURNEYMAN ET-TELEPHONE MAINT	54,537.60	56,180.80	1,643.20	59,768.40	1,422.30	225.00	61,415.70
0000335731	DISPATCHER RADIO COMMUNICATION	58,822.40	58,822.40	0.00	64,235.55	8,103.64	0.00	72,339.19
0000340989	*BUS OPERATOR	38,729.60	43,659.20	4,929.60	24,201.75	2,315.37	0.00	26,517.12
0000343391	FIELD INSPECTOR (DATE LAST EMPLOYED 22-Apr-2021)	52,767.00	52,767.00	0.00	46,353.78	6,602.64	1,716.15	54,672.57
0000304599	*MATERIAL CONTROLLER LEAD	52,686.40	54,267.20	1,580.80	56,774.21	371.79	0.00	57,146.00
0000330682	SERVICE PLANNER III	68,407.56	68,407.56	0.00	68,407.76	0.00	1,568.12	69,975.88
0000318004	*BUS OPERATOR	49,649.60	51,147.20	1,497.60	16,730.06	4,397.96	0.00	21,128.02
0000327632	*BUS OPERATOR	49,649.60	51,147.20	1,497.60	51,657.76	823.38	1,573.76	54,054.90
0000339384	*BUS OPERATOR	42,369.60	47,424.00	5,054.40	35,709.48	2,134.83	2,276.41	40,120.72
0000323964	TRANSIT POLICE SERGEANT	72,758.40	72,758.40	0.00	76,258.40	3,200.67	6,681.18	86,140.25
0000322746	RESIDENT ENGINEER	98,600.58	98,600.58	0.00	102,100.69	0.00	7,963.90	110,064.59
0000302136	GEN SUPT BUS TRANS OPERATIONS	83,291.00	83,291.00	0.00	86,791.02	0.00	4,805.25	91,596.27
0000323596	SUPV BUS MAINTENANCE	62,608.00	62,608.00	0.00	67,131.40	6,441.40	2,408.00	75,980.80
0000320850	*SERVICEPERSON I	38,022.40	39,166.40	1,144.00	44,576.00	4,857.31	0.00	49,433.31
0000327124	*BUS OPERATOR	46,030.40	51,147.20	5,116.80	55,510.67	8,572.75	0.00	64,083.42
0000319665	*BUS OPERATOR	49,649.60	51,147.20	1,497.60	47,217.26	4,393.53	2,482.48	54,093.27
0000338216	*RAIL OPERATOR	46,030.40	51,147.20	5,116.80	49,927.11	3,691.54	2,735.70	56,354.35
0000319738	*RAIL OPERATOR	49,649.60	51,147.20	1,497.60	35,926.93	716.13	4,836.70	41,479.76
0000340617	*BUS OPERATOR	38,729.60	43,659.20	4,929.60	37,211.09	3,775.48	6,907.52	47,894.09
0000323696	*BUS OPERATOR	49,649.60	51,147.20	1,497.60	53,816.33	14,837.84	1,944.17	70,598.34
0000321842	INFORMATION SYS ANALYST III	78,091.26	78,091.26	0.00	78,091.37	0.00	6,007.03	84,098.40
0000341287	TRANSIT POLICE OFFICER SR	45,947.20	49,691.20	3,744.00	50,111.32	2,346.95	3,804.07	56,262.34
0000344594	MGR BUSINESS APPLICATIONS	119,748.20	119,748.20	0.00	119,748.21	0.00	0.00	119,748.21
0000335620	*BUS OPERATOR	49,649.60	51,147.20	1,497.60	54,807.64	4,047.38	0.00	58,855.02
0000342349	DIR HUMAN RESOURCES (DATE LAST EMPLOYED 26-Feb-2021)	125,940.10	125,940.10	0.00	87,189.51	0.00	13,495.64	100,685.15
0000328631	SUPV BUS TRANSPORTATION	62,441.60	62,441.60	0.00	57,566.02	885.59	1,681.12	60,132.73
0000335175	SR DIR CAPITAL PROGRAMMING	133,658.20	133,658.20	0.00	133,658.79	0.00	0.00	133,658.79
0000345500	IT BUSINESS RELATIONSHIP MGR	75,000.38	75,000.38	0.00	51,923.40	0.00	1,788.86	53,712.26
0000320303	SR INSTRUCTOR INFRASTRUCTURE	72,375.94	72,375.94	0.00	75,319.46	0.00	0.00	75,319.46
0000337861	MGR SPECIFICATIONS	89,220.56	99,000.20	9,779.64	92,957.60	0.00	3,807.70	96,765.30
0000316538	*BUS OPERATOR	49,649.60	51,147.20	1,497.60	52,721.83	29,256.69	0.00	81,978.52

**METROPOLITAN ATLANTA RAPID TRANSIT AUTHORITY (MARTA)**  
**MARTOC REPORT**

EE NUMBER	TITLE	FY 20	FY 21	DIFFERENCE	REGULAR	OVERTIME	OTHER	TOTAL
		BASE SALARY	BASE SALARY	+/-	EARNINGS	EARNINGS	EARNINGS	EARNINGS
0000323369	SUPT BUS TRANSPORTATION	62,379.20	71,702.02	9,322.82	68,360.45	1,124.64	3,838.73	73,323.82
0000329013	*BUS OPERATOR	49,649.60	51,147.20	1,497.60	55,670.83	21,662.46	0.00	77,333.29
0000333107	*BUS OPERATOR	49,649.60	51,147.20	1,497.60	54,158.39	7,087.37	2,910.48	64,156.24
0000332975	*BUS OPERATOR	49,649.60	51,147.20	1,497.60	46,167.12	2,160.71	9,645.92	57,973.75
0000330690	RECRUITING OFFICER II	63,924.64	63,924.64	0.00	63,924.92	0.00	0.00	63,924.92
0000327275	CUSTOMER CARE REP	42,354.00	42,354.00	0.00	39,584.70	0.00	3,095.10	42,679.80
0000341361	*HOSTLER JUNIOR APPRENTICE	40,622.40	41,849.60	1,227.20	45,349.84	3,386.38	0.00	48,736.22
0000305150	RECRUITING OFFICER II	63,556.74	63,556.74	0.00	63,556.97	0.00	0.00	63,556.97
0000303497	*BUS OPERATOR	49,649.60	51,667.20	2,017.60	50,134.06	1,753.00	2,029.60	53,916.66
0000303495	*BUS OPERATOR	49,649.60	51,667.20	2,017.60	47,798.73	7,357.04	3,426.05	58,581.82
0000320357	*RAIL STATION CLEANER	33,945.60	34,964.80	1,019.20	38,969.06	6,023.73	0.00	44,992.79
0000303487	*BUS OPERATOR	50,169.60	51,667.20	1,497.60	56,964.71	20,222.13	2,122.56	79,309.40
0000339169	*BUS OPERATOR	42,369.60	47,424.00	5,054.40	39,638.30	4,832.65	2,431.49	46,902.44
0000343782	*BUS OPERATOR	35,110.40	39,894.40	4,784.00	38,764.31	6,666.85	1,410.36	46,841.52
0000322146	*BUS OPERATOR	49,649.60	51,147.20	1,497.60	37,945.21	3,022.33	3,269.36	44,236.90
0000334790	*BUS OPERATOR	49,649.60	51,147.20	1,497.60	56,527.02	13,529.36	0.00	70,056.38
0000328849	*JOURNEYMAN ET-TRAIN CONTROL	54,537.60	56,180.80	1,643.20	62,422.64	32,549.60	225.00	95,197.24
0000335311	*BUS OPERATOR	49,649.60	51,147.20	1,497.60	42,002.94	237.91	0.00	42,240.85
0000337588	*RAIL OPERATOR	46,030.40	51,147.20	5,116.80	47,542.70	3,479.90	2,517.47	53,540.07
0000342305	*BUS OPERATOR	38,729.60	43,659.20	4,929.60	42,645.37	5,437.23	2,538.31	50,620.91
0000320037	*RAIL OPERATOR	49,649.60	51,147.20	1,497.60	50,699.56	1,004.88	4,152.80	55,857.24
0000314842	ENVIRO HEALTH SAFETY COORD III	85,962.50	85,962.50	0.00	85,962.60	0.00	7,219.53	93,182.13
0000339658	*SERVICEPERSON IV (DATE LAST EMPLOYED 02-Jul-2021)	38,022.40	39,728.00	1,705.60	28,102.54	473.63	0.00	28,576.17
0000341706	*BUS OPERATOR	38,729.60	43,659.20	4,929.60	24,552.33	1,505.35	1,557.00	27,614.68
0000319881	*BUS OPERATOR	49,649.60	51,147.20	1,497.60	55,565.08	4,561.16	0.00	60,126.24
0000331210	*RAIL OPERATOR	49,649.60	51,147.20	1,497.60	52,200.20	2,761.43	3,795.70	58,757.33
0000343455	*BUS OPERATOR	35,110.40	39,894.40	4,784.00	39,870.62	6,995.53	2,850.92	49,717.07
0000314951	*JOURNEYMAN SUPPORT EQUIPMENT	54,537.60	56,180.80	1,643.20	58,772.04	0.00	225.00	58,997.04
0000333437	ADMINISTRATIVE ASSISTANT	40,072.50	40,072.50	0.00	34,397.32	339.09	4,474.84	39,211.25
0000338442	*BUS OPERATOR	42,369.60	47,424.00	5,054.40	45,827.66	1,832.83	0.00	47,660.49
0000302676	CONTRACT EMP PT POLICE OFFICER	0.00	0.00	0.00	51,858.51	521.44	0.00	52,379.95
0000344629	*JOURNEYMAN BUS TECHNICIAN	47,320.00	52,291.20	4,971.20	54,106.56	3,183.34	225.00	57,514.90
0000342961	*BUS OPERATOR	35,110.40	39,894.40	4,784.00	42,582.83	2,474.29	0.00	45,057.12
0000306247	*SERVICEPERSON I (A) (DATE LAST EMPLOYED 01-Mar-2021)	39,083.20	39,083.20	0.00	29,133.93	0.00	0.00	29,133.93
0000344474	QA ENGINEER	78,956.02	78,956.02	0.00	82,416.56	0.00	3,036.78	85,453.34

METROPOLITAN ATLANTA RAPID TRANSIT AUTHORITY (MARTA)  
MARTOC REPORT

EE NUMBER	TITLE	FY 20 BASE SALARY	FY 21 BASE SALARY	DIFFERENCE +/-	REGULAR EARNINGS	OVERTIME EARNINGS	OTHER EARNINGS	TOTAL EARNINGS
0000331135	*RAIL OPERATOR	49,649.60	51,147.20	1,497.60	51,630.30	5,360.68	3,668.57	60,659.55
0000343554	*BUS OPERATOR	35,110.40	39,894.40	4,784.00	43,136.60	4,484.97	0.00	47,621.57
0000343174	*BUS OPERATOR	35,110.40	39,894.40	4,784.00	43,644.90	13,152.66	0.00	56,797.56
0000344253	*BUS OPERATOR	35,110.40	39,894.40	4,784.00	42,202.67	14,185.20	0.00	56,387.87
0000326541	*BUS OPERATOR	49,649.60	51,147.20	1,497.60	46,451.99	5,344.73	3,344.25	55,140.97
0000335809	*JOURNEYMAN ET-HVAC	54,537.60	56,180.80	1,643.20	60,477.68	1,818.67	225.00	62,521.35
0000344755	SR COMMUNITY OUTREACH PLANNER	72,000.24	72,000.24	0.00	71,583.26	71.88	1,694.41	73,349.55
0000303429	FARE COLLECT ASST SP PROJ	38,805.00	42,685.50	3,880.50	42,185.61	179.10	0.00	42,364.71
0000320602	REVENUE OPERATIONS ANALYST II	60,636.94	60,636.94	0.00	60,637.20	0.00	4,197.96	64,835.16
0000346216	CHF SAFETY & QA OFFICER	245,000.08	245,000.08	0.00	47,115.45	0.00	0.00	47,115.45
0000335292	*JOURNEYMAN OVERHAULER	50,252.80	53,227.20	2,974.40	55,990.28	1,847.56	225.00	58,062.84
0000341801	*BUS OPERATOR	38,729.60	43,659.20	4,929.60	43,446.79	4,415.67	1,853.37	49,715.83
0000306249	DEPUTY CHIEF OF POLICE	119,589.86	131,549.08	11,959.22	125,109.66	0.00	29,105.17	154,214.83
0000327292	*BUS OPERATOR	49,649.60	51,147.20	1,497.60	44,619.42	739.75	4,354.20	49,713.37
0000303177	*BUS OPERATOR (DATE LAST EMPLOYED 01-May-2021)	50,169.60	51,667.20	1,497.60	23,893.45	557.55	578.88	25,029.88
0000316232	*RAIL STATION CLEANER	33,945.60	34,964.80	1,019.20	38,559.66	6,327.15	0.00	44,886.81
0000314984	*ADMIN CLERK	37,876.80	39,020.80	1,144.00	39,901.81	21.11	1,810.30	41,733.22
0000341481	SVC DESK SUPPORT AGENT (DATE LAST EMPLOYED 21-Dec-2020)	45,786.00	45,786.00	0.00	22,810.82	123.27	1,397.53	24,331.62
0000345313	DATA QUALITY ANALYST	68,569.28	68,569.28	0.00	63,294.81	0.00	0.00	63,294.81
0000343918	*BUS OPERATOR	35,110.40	39,894.40	4,784.00	42,516.81	9,635.62	0.00	52,152.43
0000304468	*RAIL STATION CLEANER	34,465.60	35,484.80	1,019.20	40,704.24	0.00	0.00	40,704.24
0000343679	*RAIL STATION CLEANER	30,472.00	33,092.80	2,620.80	35,834.38	2,418.68	0.00	38,253.06
0000344426	*JOURNEYMAN BUS TECHNICIAN (DATE LAST EMPLOYED 28-May-2021)	47,320.00	52,291.20	4,971.20	50,643.25	1,510.51	225.00	52,378.76
0000344694	INVESTMENT ASSOCIATE	64,632.88	64,632.88	0.00	64,633.14	0.00	1,086.17	65,719.31
0000302148	*JOURNEYMAN AA BUS TECHNICIAN	55,057.60	56,700.80	1,643.20	71,068.33	38,056.46	225.00	109,349.79
0000331455	TRANSIT POLICE OFFICER SR	53,768.00	55,931.20	2,163.20	58,765.60	201.68	5,431.78	64,399.06
0000321102	*BUS OPERATOR	49,649.60	51,147.20	1,497.60	49,099.44	1,760.35	6,174.08	57,033.87
0000329888	TRANSIT POLICE SERGEANT	64,708.80	67,288.00	2,579.20	71,842.82	25,987.67	0.00	97,830.49
0000302858	SAFETY OPERATIONAL OFFICER	72,774.00	72,774.00	0.00	68,287.52	0.00	7,352.04	75,639.56
0000339751	*BUS OPERATOR	42,369.60	47,424.00	5,054.40	48,692.10	5,005.09	0.00	53,697.19
0000323961	PRINCIPAL CONSTRN AGT/UTL OFC	91,868.14	91,868.14	0.00	95,368.40	0.00	11,142.93	106,511.33
0000336764	*JOURNEYMAN ET-HVAC	54,537.60	56,180.80	1,643.20	58,595.67	1,973.99	225.00	60,794.66
0000303751	CONTRACT EMP PT POLICE OFFICER	0.00	0.00	0.00	44,815.92	0.00	0.00	44,815.92
0000303753	CONTRACT PROFESSIONAL	0.00	0.00	0.00	48,154.52	3,628.52	0.00	51,783.04



**METROPOLITAN ATLANTA RAPID TRANSIT AUTHORITY (MARTA)**  
**MARTOC REPORT**

EE NUMBER	TITLE	FY 20 BASE SALARY	FY 21 BASE SALARY	DIFFERENCE +/-	REGULAR EARNINGS	OVERTIME EARNINGS	OTHER EARNINGS	TOTAL EARNINGS
0000335561	(DATE LAST EMPLOYED 19-Apr-2021) *JOURNEYMAN ELEC POWER ELECT	54,537.60	56,180.80	1,643.20	59,636.82	17,468.77	225.00	77,330.59
0000345848	CJIT-POLICE DISPATCHER	40,601.60	40,601.60	0.00	20,682.48	475.80	0.00	21,158.28
0000320554	RAIL SERVICES CONTROLLER	79,851.20	82,867.20	3,016.00	84,924.50	2,625.25	2,231.04	89,780.79
0000317058	*REVENUE AGENT	49,358.40	50,856.00	1,497.60	56,343.89	385.09	0.00	56,728.98
0000345849	*JOURNEYMAN ET-RAIL CAR MAINT	48,755.20	48,755.20	0.00	25,710.00	0.00	0.00	25,710.00
0000344200	*JOURNEYMAN ET-RAIL CAR MAINT	51,272.00	53,227.20	1,955.20	57,217.45	5,038.74	450.00	62,706.19
0000342345	TRANSIT POLICE OFFICER SR	42,515.20	45,947.20	3,432.00	47,614.55	16,947.10	3,940.68	68,502.33
0000323997	TRANSIT POLICE SERGEANT	72,758.40	72,758.40	0.00	77,482.70	7,398.28	7,695.60	92,576.58
0000332704	SUPV RAIL LINE	58,968.00	58,968.00	0.00	59,108.59	23,835.38	2,268.00	85,211.97
0000317265	*JOURNEYMAN TRACK MAINTAINER	54,537.60	56,180.80	1,643.20	25,063.88	4,916.29	0.00	29,980.17
0000344205	*JOURNEYMAN BUS TECHNICIAN	47,320.00	52,291.20	4,971.20	54,669.92	5,656.78	225.00	60,551.70
0000305940	*BUS OPERATOR	49,649.60	51,667.20	2,017.60	56,199.11	14,903.25	0.00	71,102.36
0000304420	*JOURNEYMAN ET-COMPUTER MAINT	55,057.60	56,700.80	1,643.20	62,382.24	39,465.12	3,189.64	105,037.00
0000319804	SR MAINTENANCE PLANNER BUS	60,985.60	65,998.40	5,012.80	64,422.99	4,200.80	0.00	68,623.79
0000332726	CIVIL ENGINEER V	86,732.88	86,732.88	0.00	86,733.50	0.00	0.00	86,733.50
0000302308	*JOURNEYMAN RAIL CAR MECHANIC	55,057.60	56,700.80	1,643.20	64,729.44	15,967.38	225.00	80,921.82
0000315643	OFFICE ENGINEER	85,949.24	85,949.24	0.00	89,449.40	0.00	0.00	89,449.40
0000303324	CONTRACT PROFESSIONAL	0.00	0.00	0.00	84,037.50	0.00	0.00	84,037.50
0000328846	FOREMAN TRAIN CONTROL	54,537.60	60,777.60	6,240.00	60,464.01	12,197.36	225.00	72,886.37
0000302121	*JOURNEYMAN RAIL CAR MECHANIC	54,537.60	56,180.80	1,643.20	56,031.21	7,378.57	225.00	63,634.78
0000344864	*SERVICEPERSON IV	36,649.60	41,849.60	5,200.00	43,665.57	4,280.48	0.00	47,946.05
0000341495	TRANSIT POLICE OFFICER	42,515.20	42,515.20	0.00	46,137.84	605.54	0.00	46,743.38
0000321144	MGR AUDIT	114,180.82	114,180.82	0.00	114,181.08	0.00	0.00	114,181.08
0000328453	TELEPHONY OPERATIONS ANALYST	54,537.60	64,633.14	10,095.54	61,165.14	2,514.85	225.00	63,904.99
0000302887	GEN SUPT BUS MAINT	88,129.08	88,129.08	0.00	91,629.31	0.00	14,462.22	106,091.53
0000306521	*RAIL STATION CLEANER	33,945.60	34,964.80	1,019.20	36,958.00	0.00	1,064.08	38,022.08
0000332059	*BUS OPERATOR	49,649.60	51,147.20	1,497.60	48,262.67	9,090.73	2,206.71	59,560.11
0000324714	*BUS OPERATOR	49,649.60	51,147.20	1,497.60	49,522.00	7,326.80	5,034.08	61,882.88
0000305272	*BUS OPERATOR	49,649.60	51,667.20	2,017.60	44,354.50	896.93	9,370.77	54,622.20
0000344318	*JOURNEYMAN BUS TECHNICIAN	47,320.00	52,291.20	4,971.20	47,969.24	2,177.74	3,834.20	53,981.18
0000342156	*BUS OPERATOR	38,729.60	43,659.20	4,929.60	35,859.75	5,487.07	0.00	41,346.82
0000336803	*BUS OPERATOR	46,030.40	51,147.20	5,116.80	55,784.66	39,557.65	0.00	95,342.31
0000318564	*BUS OPERATOR	49,649.60	51,147.20	1,497.60	52,142.11	1,137.35	2,129.36	55,408.82
0000317293	*JOURNEYMAN SUPPORT EQUIPMENT	54,537.60	56,180.80	1,643.20	55,798.87	1,362.82	225.00	57,386.69

## MARTOC REPORT

EE NUMBER	TITLE	FY 20	FY 21	DIFFERENCE	REGULAR	OVERTIME	OTHER	TOTAL
		BASE SALARY	BASE SALARY	+/-	EARNINGS	EARNINGS	EARNINGS	EARNINGS
0000332973	ENGINEERING CAD SPECIALIST III	70,626.40	70,626.40	0.00	70,626.99	0.00	5,215.51	75,842.50
0000341814	*BUS OPERATOR	38,729.60	43,659.20	4,929.60	44,192.49	4,807.53	2,352.64	51,352.66
0000306094	MOBILITY CUSTOMER CARE REP	42,354.00	42,354.00	0.00	45,930.02	285.08	1,520.40	47,735.50
0000337280	*STATION AGENT	44,408.00	45,760.00	1,352.00	46,183.80	2,494.77	1,056.00	49,734.57
0000325324	*JOURNEYMAN ET-LABORATORY	54,537.60	56,180.80	1,643.20	58,712.66	39.33	225.00	58,976.99
0000337921	*BUS OPERATOR	46,030.40	51,147.20	5,116.80	54,119.21	20,885.54	885.20	75,889.95
0000302680	*JOURNEYMAN TRACK MAINTAINER	55,057.60	56,700.80	1,643.20	59,533.47	23,671.47	0.00	83,204.94
0000335792	DIR RAIL MAINTENANCE	152,614.02	152,614.02	0.00	157,536.26	0.00	0.00	157,536.26
0000337997	*JOURNEYMAN ELEC POWER ELECT	54,537.60	56,180.80	1,643.20	61,037.93	29,418.56	225.00	90,681.49
0000302241	INSTRUCTOR BUS TECH ENVIRON	71,968.00	71,968.00	0.00	75,468.00	0.00	0.00	75,468.00
0000346203	QA ENGINEER	87,000.16	87,000.16	0.00	20,230.85	0.00	0.00	20,230.85
0000321545	*BUS OPERATOR	49,649.60	51,147.20	1,497.60	49,332.20	5,978.38	1,726.25	57,036.83
0000302380	*MATERIAL CONTROLLER LEAD	52,686.40	54,267.20	1,580.80	62,647.02	11,932.81	0.00	74,579.83
0000305564	*MATERIAL CONTROLLER	50,606.40	52,644.80	2,038.40	33,773.78	0.00	0.00	33,773.78
0000343222	*BUS OPERATOR	35,110.40	39,894.40	4,784.00	31,132.13	4,371.40	1,483.93	36,987.46
0000345238	PROTECTIVE SPEC POLICE CADET	31,200.00	31,200.00	0.00	33,560.00	1,496.25	0.00	35,056.25
0000304649	*RAIL OPERATOR	49,649.60	51,667.20	2,017.60	41,754.17	2,657.60	0.00	44,411.77
0000335326	*JOURNEYMAN AA BUS TECHNICIAN	52,478.40	54,246.40	1,768.00	57,599.41	23,417.97	225.00	81,242.38
0000330757	*JOURNEYMAN SUPPORT EQUIPMENT	47,320.00	53,227.20	5,907.20	56,839.04	6,140.03	1,632.12	64,611.19
0000317601	CONTRACT EMP PT POLICE OFFICER	0.00	0.00	0.00	56,545.00	2,124.38	0.00	58,669.38
0000332652	*JOURNEYMAN RAIL CAR MECHANIC	47,320.00	53,227.20	5,907.20	54,966.29	7,195.14	225.00	62,386.43
0000338932	*RAIL STATION CLEANER	33,945.60	34,964.80	1,019.20	39,366.21	3,756.05	0.00	43,122.26
0000341694	*BUS OPERATOR	38,729.60	43,659.20	4,929.60	44,948.30	7,137.65	0.00	52,085.95
0000320644	*RAIL STATION CLEANER	33,945.60	34,964.80	1,019.20	38,111.18	21,082.41	1,325.20	60,518.79
0000332119	*BUS OPERATOR	49,649.60	51,147.20	1,497.60	54,417.41	2,722.97	763.84	57,904.22
0000304819	*STATION AGENT	44,928.00	46,280.00	1,352.00	51,286.00	2,406.38	0.00	53,692.38
0000321906	*BUS OPERATOR	49,649.60	51,147.20	1,497.60	47,352.09	2,529.93	0.00	49,882.02
0000304933	*SERVICEPERSON IV	40,622.40	41,849.60	1,227.20	46,040.36	3,433.02	0.00	49,473.38
0000338595	*RAIL STATION CLEANER	33,945.60	34,964.80	1,019.20	36,637.64	9,333.57	1,786.24	47,757.45
0000303514	*BUS OPERATOR	49,649.60	51,147.20	1,497.60	51,093.37	3,864.67	0.00	54,958.04
0000343183	*BUS OPERATOR	35,110.40	39,894.40	4,784.00	43,239.39	16,351.69	0.00	59,591.08
0000306424	*JOURNEYMAN AA BUS TECHNICIAN	55,057.60	56,700.80	1,643.20	59,676.36	620.48	225.00	60,521.84
0000327119	MOBILITY CUSTOMER CARE REP	42,178.50	42,178.50	0.00	46,484.35	1,281.61	0.00	47,765.96
0000302271	*BUS OPERATOR	50,169.60	51,667.20	1,497.60	60,328.63	23,578.82	0.00	83,907.45
0000308803	*BUS OPERATOR	49,649.60	51,147.20	1,497.60	54,664.24	1,702.07	0.00	56,366.31

METROPOLITAN ATLANTA RAPID TRANSIT AUTHORITY (MARTA)  
MARTOC REPORT

EE NUMBER	TITLE	FY 20 BASE SALARY	FY 21 BASE SALARY	DIFFERENCE +/-	REGULAR EARNINGS	OVERTIME EARNINGS	OTHER EARNINGS	TOTAL EARNINGS
0000324786	RAIL SERVICES CONTROLLER (DATE LAST EMPLOYED 20-Mar-2021)	76,835.20	76,835.20	0.00	54,080.16	8,969.05	10,096.82	73,146.03
0000321624	*RAIL OPERATOR	49,649.60	51,147.20	1,497.60	40,442.00	6,024.97	0.00	46,466.97
0000344235	*JOURNEYMAN RAIL CAR MECHANIC	47,320.00	53,227.20	5,907.20	57,276.49	4,779.79	450.00	62,506.28
0000342413	PROTECTIVE SPEC POLICE CADET	31,200.00	31,200.00	0.00	34,985.00	10,350.02	1,950.00	47,285.02
0000302313	FIELD DATA COLLECTION SPEC	39,643.50	39,643.50	0.00	43,643.59	274.46	0.00	43,918.05
0000336472	MGR CLAIMS	88,377.38	88,377.38	0.00	88,377.55	0.00	0.00	88,377.55
0000337735	*PT BUS OPERATOR	0.00	0.00	0.00	24,765.36	0.00	0.00	24,765.36
0000338326	*LIGHT RAIL OPERATOR (DATE LAST EMPLOYED 28-Jan-2021)	38,729.60	42,369.60	3,640.00	28,282.79	211.45	0.00	28,494.24
0000302233	*BUS OPERATOR	50,169.60	51,667.20	1,497.60	52,009.74	7,244.19	0.00	59,253.93
0000342310	*BUS OPERATOR (DATE LAST EMPLOYED 28-Jun-2021)	35,110.40	39,894.40	4,784.00	42,039.97	5,087.89	0.00	47,127.86
0000303849	FOREMAN CUSTODIAL SERVICES	51,916.80	57,108.48	5,191.68	56,602.41	599.04	0.00	57,201.45
0000335663	*BUS OPERATOR (DATE LAST EMPLOYED 07-Jul-2021)	49,649.60	51,147.20	1,497.60	59,715.23	12,599.46	0.00	72,314.69
0000315335	*JOURNEYMAN RAIL CAR MECHANIC	54,537.60	56,180.80	1,643.20	59,851.59	2,687.14	225.00	62,763.73
0000302629	*RAIL OPERATOR	50,169.60	51,667.20	1,497.60	53,056.54	5,563.68	3,106.41	61,726.63
0000334383	*MATERIAL CONTROLLER	45,468.80	47,944.00	2,475.20	50,768.09	3,569.73	0.00	54,337.82
0000333405	*JOURNEYMAN ELEC POWER ELECT	54,537.60	56,180.80	1,643.20	59,158.56	2,145.56	225.00	61,529.12
0000317771	*JOURNEYMAN RAIL CAR MECHANIC (DATE LAST EMPLOYED 01-Apr-2021)	54,537.60	56,180.80	1,643.20	50,597.40	4,397.40	4,690.47	59,685.27
0000315446	*JOURNEYMAN TRACK WALKER	54,537.60	56,180.80	1,643.20	64,963.77	27,173.66	0.00	92,137.43
0000304554	RAIL SERVICES CONTROLLER	76,835.20	79,851.20	3,016.00	80,778.93	4,207.49	6,316.74	91,303.16
0000319811	DIVISION DISPATCHER	62,441.60	62,441.60	0.00	66,046.67	1,335.89	0.00	67,382.56
0000331292	SUPV BUS MAINTENANCE	52,832.00	57,262.40	4,430.40	43,154.03	12,575.62	22,024.00	77,753.65
0000321475	TRANSIT POLICE SERGEANT	72,758.40	72,758.40	0.00	77,395.25	22,247.30	7,555.68	107,198.23
0000345817	*BUS OPERATOR	36,171.20	36,171.20	0.00	20,108.07	3,368.93	0.00	23,477.00
0000344987	PROTECTIVE SPEC POLICE CADET	31,200.00	31,200.00	0.00	35,060.00	13,725.00	2,325.00	51,110.00
0000333057	*BUS OPERATOR	46,030.40	51,147.20	5,116.80	54,761.01	5,357.98	0.00	60,118.99
0000342875	*BUS OPERATOR	35,110.40	39,894.40	4,784.00	42,324.30	5,470.23	0.00	47,794.53
0000318556	SUPV RAIL LINE	62,608.00	62,608.00	0.00	66,371.39	4,462.36	2,709.00	73,542.75
0000305763	CONTRACT PROFESSIONAL	0.00	0.00	0.00	44,784.40	0.00	0.00	44,784.40
0000343087	*BUS OPERATOR	35,110.40	39,894.40	4,784.00	40,502.95	4,572.77	1,200.64	46,276.36
0000325719	POLICE ADMINISTRATOR	74,160.32	74,160.32	0.00	74,160.55	0.00	4,563.72	78,724.27
0000305601	*SR TRAFFIC CHECKER	38,750.40	39,915.20	1,164.80	42,735.51	230.28	0.00	42,965.79
0000306429	SUPV RAIL LINE	62,608.00	62,608.00	0.00	69,020.20	13,025.82	5,869.50	87,915.52
0000344301	QA SPECIALIST	59,625.02	59,625.02	0.00	63,607.77	0.00	0.00	63,607.77
0000335557	TRANSIT POLICE OFFICER SR	49,691.20	49,691.20	0.00	20,712.64	394.19	4,109.08	25,215.91

**METROPOLITAN ATLANTA RAPID TRANSIT AUTHORITY (MARTA)**  
**MARTOC REPORT**

EE NUMBER	TITLE	FY 20 BASE SALARY	FY 21 BASE SALARY	DIFFERENCE +/-	REGULAR EARNINGS	OVERTIME EARNINGS	OTHER EARNINGS	TOTAL EARNINGS
0000303706	(DATE LAST EMPLOYED 01-Jan-2021) MAINTENANCE PLANNER BUS	62,836.80	62,836.80	0.00	70,173.47	19,787.58	3,625.20	93,586.25
0000332971	TRANSIT POLICE OFFICER SR	47,798.40	47,798.40	0.00	49,965.56	25,447.49	8,502.60	83,915.65
0000333479	SUPV POLICE RECORDS	50,876.80	50,876.80	0.00	54,376.80	0.00	2,446.00	56,822.80
0000325460	NETWORK OPERATIONS CENTER TECH	61,413.82	61,413.82	0.00	64,911.19	793.10	0.00	65,704.29
0000342649	*BUS OPERATOR	38,729.60	43,659.20	4,929.60	35,275.16	5,109.25	2,314.92	42,699.33
0000344251	*BUS OPERATOR	35,110.40	39,894.40	4,784.00	34,221.51	4,159.49	0.00	38,381.00
0000317600	(DATE LAST EMPLOYED 03-May-2021) SUPV COMMUNICATIONS	51,916.80	51,916.80	0.00	53,519.84	673.92	1,847.04	56,040.80
0000315214	CONTRACT EMP PT POLICE OFFICER	0.00	0.00	0.00	46,013.27	309.00	0.00	46,322.27
0000303500	*BUS OPERATOR	49,649.60	51,147.20	1,497.60	55,180.46	5,189.22	0.00	60,369.68
0000323610	*BUS OPERATOR	49,649.60	51,147.20	1,497.60	56,887.11	15,149.39	0.00	72,036.50
0000337786	*MATERIAL CONTROLLER	49,566.40	52,124.80	2,558.40	54,689.09	6,743.70	0.00	61,432.79
0000337733	*BUS OPERATOR	46,030.40	51,147.20	5,116.80	49,723.32	7,917.35	2,360.57	60,001.24
0000304423	*STATION AGENT	44,928.00	46,280.00	1,352.00	51,132.42	13,315.30	0.00	64,447.72
0000339133	*RAIL OPERATOR	38,729.60	43,659.20	4,929.60	45,639.64	3,683.92	0.00	49,323.56
0000326345	BUS MECH ELEC ENGINEER	78,878.80	78,878.80	0.00	78,879.17	0.00	5,764.28	84,643.45
0000304023	PROJECT ENGINEER	72,752.16	72,752.16	0.00	72,752.46	0.00	0.00	72,752.46
0000316606	*BUS OPERATOR	49,649.60	51,147.20	1,497.60	36,576.83	1,353.84	3,410.92	41,341.59
0000338822	*SERVICEPERSON I	34,444.80	37,502.40	3,057.60	39,700.21	3,404.29	568.49	43,672.99
0000334484	*BUS OPERATOR	49,649.60	51,147.20	1,497.60	50,164.88	2,822.12	2,010.84	54,997.84
0000334772	*RAIL OPERATOR	49,649.60	51,147.20	1,497.60	51,965.18	1,323.76	2,713.76	56,002.70
0000342632	FIELD INSPECTOR II	52,767.00	52,767.00	0.00	57,403.52	6,359.10	0.00	63,762.62
0000320620	MOBILITY CUSTOMER CARE REP	42,588.00	42,588.00	0.00	45,552.92	4,701.06	5,585.58	55,839.56
0000344455	INFORMATION SYS ANALYST III	80,000.18	80,000.18	0.00	80,000.37	0.00	0.00	80,000.37
0000343680	*BUS OPERATOR	35,110.40	39,894.40	4,784.00	43,007.79	7,501.88	0.00	50,509.67
0000317128	*BUS OPERATOR	49,649.60	51,147.20	1,497.60	22,407.94	46.85	2,743.34	25,198.13
0000343823	MEDIA SALES REP	24,726.00	24,726.00	0.00	28,435.22	846.39	570.60	29,852.21
0000332766	*RAIL OPERATOR	49,649.60	51,147.20	1,497.60	39,690.02	3,648.65	1,687.88	45,026.55
0000303486	*BUS OPERATOR	50,169.60	51,667.20	1,497.60	55,740.08	23,547.53	0.00	79,287.61
0000341155	*BUS OPERATOR	38,729.60	43,659.20	4,929.60	46,420.37	9,445.84	420.09	56,286.30
0000332121	TRANSIT POLICE SERGEANT	59,820.80	62,192.00	2,371.20	65,749.97	3,648.78	0.00	69,398.75
0000337850	PROJECT ENGINEER	71,716.84	71,716.84	0.00	71,717.31	0.00	0.00	71,717.31
0000322339	*JOURNEYMAN RAIL CAR MECHANIC	54,537.60	56,180.80	1,643.20	60,183.82	22,226.14	225.00	82,634.96
0000334552	*BUS OPERATOR	49,649.60	51,147.20	1,497.60	51,344.22	5,877.82	3,286.64	60,508.68
0000342291	DIVERSITY EEO INVESTIGATOR (DATE LAST EMPLOYED 20-May-2021)	70,787.60	70,787.60	0.00	65,342.41	0.00	4,003.69	69,346.10

**METROPOLITAN ATLANTA RAPID TRANSIT AUTHORITY (MARTA)**  
**MARTOC REPORT**

EE NUMBER	TITLE	FY 20	FY 21	DIFFERENCE	REGULAR	OVERTIME	OTHER	TOTAL
		BASE SALARY	BASE SALARY	+/-	EARNINGS	EARNINGS	EARNINGS	EARNINGS
0000339660	RAIL SERVICES CONTROLLER	76,835.20	79,851.20	3,016.00	81,350.97	2,273.16	0.00	83,624.13
0000323517	*BUS OPERATOR	49,649.60	51,147.20	1,497.60	56,178.94	16,501.87	0.00	72,680.81
0000343392	*BUS OPERATOR	35,110.40	39,894.40	4,784.00	43,655.35	5,534.21	0.00	49,189.56
0000343365	*BUS OPERATOR	35,110.40	39,894.40	4,784.00	26,467.82	2,564.15	0.00	29,031.97
0000334844	*RAIL OPERATOR	49,649.60	51,147.20	1,497.60	21,708.76	583.65	0.00	22,292.41
0000340893	CHF OF STAFF	231,750.22	231,750.22	0.00	243,500.42	0.00	26,740.44	270,240.86
0000317911	*SERVICEPERSON I	38,022.40	39,166.40	1,144.00	38,589.14	460.54	0.00	39,049.68
0000306506	SUPT RAIL LINE	71,644.04	71,644.04	0.00	75,144.06	0.00	16,533.24	91,677.30
0000309131	RAIL SERVICES CONTROLLER	85,113.60	86,632.00	1,518.40	89,842.02	33,458.98	12,397.79	135,698.79
0000326537	*JOURNEYMAN BUS TECHNICIAN	53,705.60	55,328.00	1,622.40	58,829.48	3,053.68	650.60	62,533.76
0000337716	TRANSIT POLICE OFFICER SR	51,708.80	55,931.20	4,222.40	58,264.74	15,596.63	2,070.00	75,931.37
0000305829	*BUS OPERATOR	50,169.60	51,667.20	1,497.60	53,304.29	10,160.56	4,323.53	67,788.38
0000302948	GEN SUPT BUS MAINT (DATE LAST EMPLOYED 01-Nov-2020)	87,281.48	87,281.48	0.00	26,855.88	0.00	8,829.76	35,685.64
0000334625	MOBILITY CUSTOMER CARE REP	40,930.50	40,930.50	0.00	44,488.39	590.39	1,574.26	46,653.04
0000340062	*BUS OPERATOR	42,369.60	47,424.00	5,054.40	48,574.54	5,795.56	0.00	54,370.10
0000304602	SUPV BUS TRANSPORTATION	65,936.00	65,936.00	0.00	71,338.00	33,491.05	7,291.00	112,120.05
0000333095	*BUS OPERATOR	49,649.60	51,147.20	1,497.60	56,704.79	4,205.46	1,544.96	62,455.21
0000338459	TRANSIT POLICE OFFICER SR	58,156.80	58,156.80	0.00	60,705.65	10,684.25	1,118.40	72,508.30
0000341130	*BUS OPERATOR	38,729.60	43,659.20	4,929.60	29,546.80	3,763.91	0.00	33,310.71
0000336903	PROJECT MANAGER II	102,547.64	102,547.64	0.00	101,758.91	0.00	6,047.69	107,806.60
0000302310	*JOURNEYMAN ET-RAIL CAR MAINT	55,057.60	56,700.80	1,643.20	62,738.58	8,868.92	225.00	71,832.50
0000341341	PROTECTIVE SPEC POLICE CADET	31,200.00	31,200.00	0.00	34,685.00	4,218.75	1,650.00	40,553.75
0000322744	FOREMAN BUILDINGS SUPP EQUIP	62,608.00	62,608.00	0.00	67,507.65	13,093.50	8,428.00	89,029.15
0000339201	*BUS OPERATOR	42,369.60	47,424.00	5,054.40	43,785.55	1,111.04	3,453.41	48,350.00
0000304704	*BUS DISPATCHER (BLOCKOUT)	50,273.60	51,771.20	1,497.60	37,321.55	5,485.04	4,451.40	47,257.99
0000333776	*BUS OPERATOR	49,649.60	51,147.20	1,497.60	46,723.31	1,990.85	0.00	48,714.16
0000345069	*HOSTLER JUNIOR APPRENTICE	47,320.00	39,728.00	-7,592.00	45,933.25	2,307.97	0.00	48,241.22
0000305861	SUPT RAIL LINE	71,644.04	71,644.04	0.00	75,144.07	0.00	11,720.24	86,864.31
0000313509	DISPATCHER RADIO COMMUNICATION	71,115.20	71,115.20	0.00	73,435.65	3,157.51	1,367.60	77,960.76
0000317915	GEN FOREMAN TRACK & STRUC INSP	74,390.68	74,390.68	0.00	77,890.74	0.00	7,510.60	85,401.34
0000331805	*RAIL STATION CLEANER	33,945.60	34,964.80	1,019.20	30,925.16	3,096.72	3,432.68	37,454.56
0000333398	FIELD DATA COLLECTION SPEC	39,643.50	39,643.50	0.00	39,679.65	0.00	0.00	39,679.65
0000338620	*JOURNEYMAN ET-TRAIN CONTROL	54,537.60	48,755.20	-5,782.40	57,459.28	7,554.67	225.00	65,238.95
0000302724	*BUS OPERATOR	50,169.60	51,667.20	1,497.60	48,845.87	1,468.17	4,404.24	54,718.28
0000302231	*RAIL OPERATOR	50,169.60	51,667.20	1,497.60	57,115.76	1,561.86	0.00	58,677.62

**METROPOLITAN ATLANTA RAPID TRANSIT AUTHORITY (MARTA)**  
**MARTOC REPORT**

EE NUMBER	TITLE	FY 20 BASE SALARY	FY 21 BASE SALARY	DIFFERENCE +/-	REGULAR EARNINGS	OVERTIME EARNINGS	OTHER EARNINGS	TOTAL EARNINGS
0000334583	*JOURNEYMAN ELEC POWER ELECT	54,537.60	56,180.80	1,643.20	62,757.56	59,413.20	225.00	122,395.76
0000345853	*BUS OPERATOR	36,171.20	36,171.20	0.00	19,882.85	2,665.15	0.00	22,548.00
0000327680	*JOURNEYMAN ELEC POWER ELECT	54,537.60	56,180.80	1,643.20	63,034.21	42,401.19	225.00	105,660.40
0000305951	*BUS OPERATOR	49,649.60	51,147.20	1,497.60	53,232.52	8,025.30	393.44	61,651.26
0000320371	*JOURNEYMAN TRACK WALKER	54,537.60	56,180.80	1,643.20	65,890.54	33,716.74	0.00	99,607.28
0000334026	*BUS OPERATOR	49,649.60	51,147.20	1,497.60	52,944.58	7,405.74	3,101.44	63,451.76
0000321756	EXEC DIR DIVERSITY & INCLUSION	149,350.24	149,350.24	0.00	149,350.50	0.00	13,519.67	162,870.17
0000338320	TRANSIT POLICE OFFICER SR	49,691.20	51,708.80	2,017.60	53,984.24	7,397.13	0.00	61,381.37
0000344466	*BUS OPERATOR	39,894.40	39,894.40	0.00	36,399.77	3,681.83	511.54	40,593.14
0000306376	CONTRACT PROFESSIONAL	0.00	0.00	0.00	95,719.65	0.00	0.00	95,719.65
0000341359	AUDITOR II	56,650.88	56,650.88	0.00	56,651.03	0.00	0.00	56,651.03
0000306671	PERFORMANCE ANALYST	81,554.72	81,554.72	0.00	81,554.84	0.00	13,174.23	94,729.07
0000303712	*BUS OPERATOR	50,169.60	51,667.20	1,497.60	56,027.80	9,210.90	0.00	65,238.70
0000333609	*MATERIAL CONTROLLER	50,606.40	52,124.80	1,518.40	56,116.25	6,659.56	0.00	62,775.81
0000303346	*PT BUS OPERATOR	0.00	0.00	0.00	22,784.49	0.00	0.00	22,784.49
0000313789	SUPT BUS MAINTENANCE GARAGE	63,793.60	74,250.02	10,456.42	76,141.53	1,656.18	8,250.53	86,048.24
0000338638	TRANSIT POLICE OFFICER SPECIAL	60,465.60	62,878.40	2,412.80	67,560.12	22,184.94	2,915.28	92,660.34
0000331670	*BUS OPERATOR (DATE LAST EMPLOYED 05-Feb-2021)	36,171.20	36,171.20	0.00	23,167.02	409.20	0.00	23,576.22
0000345631	*JOURNEYMAN ET-TRAIN CONTROL	48,755.20	48,755.20	0.00	31,534.01	1,025.59	0.00	32,559.60
0000343425	*BUS OPERATOR	35,110.40	39,894.40	4,784.00	42,381.27	12,622.87	0.00	55,004.14
0000326546	*BUS OPERATOR	49,649.60	51,147.20	1,497.60	57,237.44	32,577.74	2,326.08	92,141.26
0000324721	FOREMAN TRAIN CONTROL	54,537.60	63,211.20	8,673.60	64,284.56	41,602.26	225.00	106,111.82
0000306319	MAINTENANCE PLANNER BUS	65,020.80	65,020.80	0.00	70,677.74	4,829.67	0.00	75,507.41
0000323514	*JOURNEYMAN ELEC POWER ELECT	54,537.60	56,180.80	1,643.20	61,569.88	31,159.23	225.00	92,954.11
0000345612	SR IT PROGRAM MANAGER	107,048.76	107,048.76	0.00	65,876.20	0.00	0.00	65,876.20
0000331884	TRANSIT POLICE OFFICER SPECIAL	53,768.00	55,931.20	2,163.20	57,138.76	6,029.59	3,102.00	66,270.35
0000302330	MOBILITY SERVICE AGENT	35,431.50	35,431.50	0.00	38,931.58	0.00	2,725.50	41,657.08
0000326271	*JOURNEYMAN ET-TRAIN CONTROL	54,537.60	56,180.80	1,643.20	59,532.43	905.78	225.00	60,663.21
0000334959	*JOURNEYMAN PAINTER	54,537.60	56,180.80	1,643.20	60,611.71	9,940.52	225.00	70,777.23
0000335913	INSTRUCTOR BUS OPERATIONS	58,344.00	58,344.00	0.00	61,198.85	4,459.95	897.60	66,556.40
0000338610	*JOURNEYMAN LIGHT RAIL TECH	51,272.00	54,433.60	3,161.60	56,750.89	10,104.99	0.00	66,855.88
0000306583	SR ITS GIS DEVELOPER	97,379.62	97,379.62	0.00	97,379.94	0.00	14,057.66	111,437.60
0000318283	SR PERFORMANCE ANALYST (DATE LAST EMPLOYED 09-Jul-2021)	93,473.38	84,975.80	-8,497.58	90,205.34	0.00	7,714.78	97,920.12
0000304092	*JOURNEYMAN AA BUS TECHNICIAN	55,057.60	56,700.80	1,643.20	65,652.95	10,870.47	225.00	76,748.42

**METROPOLITAN ATLANTA RAPID TRANSIT AUTHORITY (MARTA)**  
**MARTOC REPORT**

EE NUMBER	TITLE	FY 20	FY 21	DIFFERENCE	REGULAR	OVERTIME	OTHER	TOTAL
		BASE SALARY	BASE SALARY	+/-	EARNINGS	EARNINGS	EARNINGS	EARNINGS
0000342648	*BUS OPERATOR	38,729.60	43,659.20	4,929.60	45,147.08	18,687.04	0.00	63,834.12
0000340312	PARALEGAL	59,748.00	59,748.00	0.00	59,748.00	0.00	8,776.53	68,524.53
0000344463	*BUS OPERATOR	39,894.40	39,894.40	0.00	33,732.12	1,603.86	761.69	36,097.67
0000306635	SR INSTRUCTOR BUS MAINT	75,809.76	75,809.76	0.00	79,309.85	0.00	8,747.28	88,057.13
0000327569	SUPV BUS MAINTENANCE	57,262.40	57,262.40	0.00	64,850.63	10,062.25	0.00	74,912.88
0000316796	*SERVICEPERSON I (A)	38,563.20	39,728.00	1,164.80	42,450.80	1,446.73	0.00	43,897.53
0000302102	*BUS OPERATOR	50,169.60	51,667.20	1,497.60	56,989.64	19,885.45	0.00	76,875.09
0000327571	FLEET MAINTENANCE ANALYST	79,644.76	79,644.76	0.00	79,338.70	0.00	0.00	79,338.70
0000318082	*RAIL OPERATOR	49,649.60	51,147.20	1,497.60	55,349.51	7,389.44	1,653.67	64,392.62
0000334353	*BUS OPERATOR	49,649.60	51,147.20	1,497.60	52,570.51	2,103.86	2,100.56	56,774.93
0000320659	*BUS OPERATOR	49,649.60	51,147.20	1,497.60	54,748.80	17,811.62	0.00	72,560.42
0000338299	*BUS OPERATOR	46,030.40	51,147.20	5,116.80	25,079.79	5,266.76	0.00	30,346.55
0000343086	*BUS OPERATOR	35,110.40	39,894.40	4,784.00	20,014.22	1,327.95	0.00	21,342.17
0000340903	*CUSTOMER INFORMATION OPERATOR	36,316.80	39,020.80	2,704.00	41,886.81	4,094.60	0.00	45,981.41
0000335997	*BUS OPERATOR	49,649.60	51,147.20	1,497.60	36,654.81	1,485.74	6,333.64	44,474.19
0000316266	*BUS OPERATOR	49,649.60	51,147.20	1,497.60	56,059.36	11,211.82	0.00	67,271.18
0000342313	*BUS OPERATOR	38,729.60	43,659.20	4,929.60	44,325.67	6,302.98	0.00	50,628.65
0000335498	*JOURNEYMAN ET-RAIL CAR MAINT	54,537.60	56,180.80	1,643.20	60,103.31	5,037.99	225.00	65,366.30
0000338673	SERVICE PLANNER II	53,898.00	53,898.00	0.00	53,898.00	0.00	0.00	53,898.00
0000339803	*JOURNEYMAN BUS TECHNICIAN	51,500.80	53,227.20	1,726.40	57,024.95	2,208.29	225.00	59,458.24
0000333663	*JOURNEYMAN RAIL CAR MECHANIC	52,832.00	56,180.80	3,348.80	59,076.27	6,734.15	225.00	66,035.42
0000324720	*JOURNEYMAN ET-TRAIN CONTROL	54,537.60	56,180.80	1,643.20	61,153.08	20,255.28	225.00	81,633.36
0000336805	*BUS OPERATOR	46,030.40	51,147.20	5,116.80	53,349.23	7,452.14	0.00	60,801.37
0000302901	*JOURNEYMAN ET-TRAIN CONTROL	54,537.60	56,700.80	2,163.20	59,098.83	1,972.73	225.00	61,296.56
0000302144	CHF LEGAL COUNSEL	252,350.02	252,350.02	0.00	258,350.28	0.00	0.00	258,350.28
0000320672	*JOURNEYMAN TRACK WALKER	54,537.60	56,180.80	1,643.20	60,819.93	24,820.40	0.00	85,640.33
0000341158	*BUS OPERATOR	38,729.60	43,659.20	4,929.60	34,092.56	1,260.08	2,110.85	37,463.49
0000302748	*BUS OPERATOR	50,169.60	51,667.20	1,497.60	59,329.42	49,496.28	0.00	108,825.70
0000337472	*SERVICEPERSON I	38,022.40	39,166.40	1,144.00	37,165.81	1,129.80	0.00	38,295.61
0000338456	*BUS OPERATOR	42,369.60	47,424.00	5,054.40	24,135.63	712.98	1,937.12	26,785.73
0000328471	*JOURNEYMAN RAIL CAR MECHANIC	54,537.60	56,180.80	1,643.20	59,230.37	201.39	225.00	59,656.76
0000338607	*BUS OPERATOR	42,369.60	47,424.00	5,054.40	51,724.41	11,544.79	0.00	63,269.20
0000304405	*BUS OPERATOR	35,110.40	39,894.40	4,784.00	30,372.17	3,148.87	5,254.45	38,775.49
0000331644	TRANSIT POLICE OFFICER SPECIAL	60,465.60	62,878.40	2,412.80	64,707.62	19,635.69	3,081.35	87,424.66
0000339403	*HOSTLER JUNIOR APPRENTICE	38,563.20	41,849.60	3,286.40	44,909.29	2,477.24	0.00	47,386.53

**METROPOLITAN ATLANTA RAPID TRANSIT AUTHORITY (MARTA)**  
**MARTOC REPORT**

EE NUMBER	TITLE	FY 20 BASE SALARY	FY 21 BASE SALARY	DIFFERENCE +/-	REGULAR EARNINGS	OVERTIME EARNINGS	OTHER EARNINGS	TOTAL EARNINGS
0000331540	TRANSIT POLICE OFFICER SPECIAL	58,156.80	60,465.60	2,308.80	65,798.66	13,437.31	0.00	79,235.97
0000322979	*JOURNEYMAN AUTOMOTIVE TECH	54,537.60	56,180.80	1,643.20	58,044.72	39.33	225.00	58,309.05
0000334590	*BUS OPERATOR	49,649.60	51,147.20	1,497.60	50,736.62	4,462.29	3,518.09	58,717.00
0000337778	*RAIL STATION CLEANER	33,945.60	34,964.80	1,019.20	37,981.28	201.72	0.00	38,183.00
0000342654	*BUS OPERATOR	35,110.40	39,894.40	4,784.00	44,244.02	4,508.17	0.00	48,752.19
0000342997	*BUS OPERATOR	35,110.40	39,894.40	4,784.00	33,666.77	2,882.41	5,014.60	41,563.78
0000344985	*JOURNEYMAN BUS TECHNICIAN	47,320.00	51,771.20	4,451.20	53,743.72	5,181.48	225.00	59,150.20
0000342138	SR INFORMATION TECH AUDITOR	92,010.10	92,010.10	0.00	92,010.43	0.00	0.00	92,010.43
0000328465	*JOURNEYMAN ET-RAIL CAR MAINT	54,537.60	56,180.80	1,643.20	64,818.47	10,652.10	225.00	75,695.57
0000320577	*REVENUE AGENT	47,465.60	49,878.40	2,412.80	51,844.29	611.49	0.00	52,455.78
0000329165	MGR SYSTEMS ENGINEERING (DATE LAST EMPLOYED 01-Jan-2021)	124,365.54	124,365.54	0.00	66,966.43	0.00	7,435.16	74,401.59
0000326640	SUPV CAR REPAIR INSPECTION	60,736.00	60,736.00	0.00	65,783.60	9,303.12	4,672.00	79,758.72
0000342347	TRANSIT POLICE OFFICER SR	44,200.00	47,798.40	3,598.40	47,908.12	18,378.67	2,619.20	68,905.99
0000342928	*JOURNEYMAN BODY REPAIR	51,667.20	54,433.60	2,766.40	56,639.73	6,643.40	225.00	63,508.13
0000342009	*JOURNEYMAN BODY REPAIR	51,667.20	56,180.80	4,513.60	53,849.28	15,459.21	225.00	69,533.49
0000342246	*JOURNEYMAN BUS TECHNICIAN	50,752.00	53,060.80	2,308.80	56,603.98	831.54	225.00	57,660.52
0000343277	*BUS OPERATOR	35,110.40	39,894.40	4,784.00	43,548.14	23,168.81	0.00	66,716.95
0000323665	*BUS OPERATOR	49,649.60	51,147.20	1,497.60	55,745.36	9,280.56	0.00	65,025.92
0000344645	DEPUTY CHF BUS OPERATIONS (DATE LAST EMPLOYED 25-Jun-2021)	180,000.08	180,000.08	0.00	180,000.14	0.00	18,888.03	198,888.17
0000304173	*STATION AGENT	44,928.00	46,280.00	1,352.00	50,934.41	4,431.92	0.00	55,366.33
0000303572	*BUS OPERATOR	49,649.60	51,147.20	1,497.60	40,427.00	2,095.57	2,135.12	44,657.69
0000304429	*SERVICEPERSON I	38,022.40	39,166.40	1,144.00	42,661.46	11,045.09	0.00	53,706.55
0000336172	*BUS OPERATOR	46,030.40	51,147.20	5,116.80	55,118.93	5,689.70	786.88	61,595.51
0000324899	*RAIL STATION CLEANER	33,945.60	34,964.80	1,019.20	39,286.73	4,388.07	0.00	43,674.80
0000304455	*JOURNEYMAN ET-RAIL CAR MAINT	55,057.60	56,700.80	1,643.20	61,689.07	27,813.97	225.00	89,728.04
0000330843	SR COST ANALYST	86,152.30	86,152.30	0.00	84,495.81	0.00	9,123.37	93,619.18
0000338436	PERFORMANCE ANALYST (DATE LAST EMPLOYED 01-Jul-2021)	71,947.20	71,947.20	0.00	71,947.21	0.00	0.00	71,947.21
0000303096	*BUS DISPATCHER (BLOCKOUT)	40,622.40	49,504.00	8,881.60	49,552.38	22,252.55	0.00	71,804.93
0000345406	*CUSTOMER INFORMATION OPERATOR	31,761.60	31,761.60	0.00	26,818.56	463.17	0.00	27,281.73
0000304377	*JOURNEYMAN ET-RADIO MAINT	55,057.60	56,700.80	1,643.20	62,495.09	37,505.52	225.00	100,225.61
0000304890	*BUS OPERATOR	50,169.60	51,667.20	1,497.60	56,473.07	14,676.44	0.00	71,149.51
0000340200	TRANSIT POLICE OFFICER SR (DATE LAST EMPLOYED 27-May-2021)	45,947.20	47,798.40	1,851.20	47,771.74	18,450.31	5,990.20	72,212.25
0000334555	*BUS OPERATOR	49,649.60	51,147.20	1,497.60	44,494.99	3,123.17	4,297.19	51,915.35
0000345300	TRANSIT POLICE OFFICER	42,515.20	42,515.20	0.00	43,593.46	5,271.89	1,430.80	50,296.15



METROPOLITAN ATLANTA RAPID TRANSIT AUTHORITY (MARTA)  
MARTOC REPORT

EE NUMBER	TITLE	FY 20 BASE SALARY	FY 21 BASE SALARY	DIFFERENCE +/-	REGULAR EARNINGS	OVERTIME EARNINGS	OTHER EARNINGS	TOTAL EARNINGS
0000338761	*RAIL STATION CLEANER	33,945.60	34,964.80	1,019.20	36,444.48	397.14	579.98	37,421.60
0000338602	*BUS OPERATOR	42,369.60	47,424.00	5,054.40	41,989.26	2,355.13	2,512.72	46,857.11
0000343249	ACCOUNTANT III	55,000.14	64,517.18	9,517.04	63,053.20	0.00	2,117.49	65,170.69
0000328301	MGR SAFETY MGMT SYSTEMS	99,477.30	122,191.94	22,714.64	114,329.26	0.00	11,059.94	125,389.20
0000342591	*BUS OPERATOR (DATE LAST EMPLOYED 14-Jun-2021)	36,171.20	36,171.20	0.00	29,622.98	1,319.84	0.00	30,942.82
0000323666	*BUS OPERATOR	49,649.60	51,147.20	1,497.60	19,253.15	2,078.50	4,805.04	26,136.69
0000302903	CONTRACT EMP PT POLICE OFFICER	0.00	0.00	0.00	52,309.13	656.64	0.00	52,965.77
0000318981	GENERAL MANAGER CEO	365,575.08	365,575.08	0.00	398,079.14	0.00	56,242.32	454,321.46
0000321214	*RAIL STATION CLEANER	33,945.60	34,964.80	1,019.20	39,423.79	8,990.50	0.00	48,414.29
0000337442	*SERVICEPERSON I	38,563.20	39,166.40	603.20	41,237.01	2,481.07	0.00	43,718.08
0000340790	*JOURNEYMAN LIGHT RAIL TECH	52,832.00	56,180.80	3,348.80	57,799.66	18,647.19	0.00	76,446.85
0000318949	*STATION AGENT	44,408.00	45,760.00	1,352.00	45,113.59	13,661.16	4,042.80	62,817.55
0000304334	*BUS OPERATOR	50,169.60	51,667.20	1,497.60	54,323.57	12,234.57	1,157.76	67,715.90
0000331299	AUDITOR III	70,136.82	70,136.82	0.00	70,136.98	0.00	0.00	70,136.98
0000303417	*SERVICEPERSON I	38,542.40	39,686.40	1,144.00	39,688.98	0.00	0.00	39,688.98
0000303476	*JOURNEYMAN AA BUS TECHNICIAN	55,057.60	56,700.80	1,643.20	59,054.64	658.73	225.00	59,938.37
0000337708	*JOURNEYMAN ELEC POWER ELECT	54,537.60	56,180.80	1,643.20	60,467.27	23,416.16	225.00	84,108.43
0000330378	*BUS OPERATOR	49,649.60	51,147.20	1,497.60	52,421.25	1,817.10	2,331.84	56,570.19
0000326722	*JOURNEYMAN ET-TRAIN CONTROL	54,537.60	56,180.80	1,643.20	60,340.07	12,582.71	225.00	73,147.78
0000343100	QA ENGINEER	86,320.26	86,320.26	0.00	89,820.40	0.00	0.00	89,820.40
0000332760	*INFORMATION SYSTEMS REC CLERK	37,876.80	39,020.80	1,144.00	25,159.09	0.00	1,942.40	27,101.49
0000344606	*BUS OPERATOR	39,894.40	39,894.40	0.00	37,092.50	4,983.14	0.00	42,075.64
0000342114	*JOURNEYMAN BODY REPAIR (DATE LAST EMPLOYED 11-Sep-2020)	51,667.20	51,667.20	0.00	15,893.89	5,877.78	225.00	21,996.67
0000337233	*REPROGRAPHICS SPEC III	43,430.40	46,550.40	3,120.00	48,130.56	0.00	0.00	48,130.56
0000330506	*JOURNEYMAN RAIL CAR MECHANIC	54,537.60	48,755.20	-5,782.40	59,879.94	10,535.33	225.00	70,640.27
0000320261	FINANCIAL ANALYST II	82,115.28	82,115.28	0.00	81,483.81	0.00	631.66	82,115.47
0000343017	ASSOCIATE COUNSEL	92,000.22	92,000.22	0.00	92,000.34	0.00	0.00	92,000.34
0000302237	BREEZE MEDIA DIST AGENT (DATE LAST EMPLOYED 01-Jan-2021)	47,638.50	47,638.50	0.00	25,651.53	0.00	4,246.67	29,898.20
0000341605	*BUS OPERATOR	38,729.60	43,659.20	4,929.60	45,698.10	8,855.29	1,118.56	55,671.95
0000335301	*BUS OPERATOR	49,649.60	51,147.20	1,497.60	51,242.86	3,782.92	1,906.82	56,932.60
0000326990	MGR SAFETY	101,218.52	101,218.52	0.00	104,718.58	0.00	3,893.02	108,611.60
0000302954	BUS MECH ELEC ENGINEER	61,609.60	72,066.54	10,456.94	64,403.17	14,661.90	6,508.28	85,573.35
0000303727	SUPV BUS TRANSPORTATION (DATE LAST EMPLOYED 26-Dec-2020)	62,441.60	62,441.60	0.00	31,460.96	6,769.51	1,501.00	39,731.47
0000302208	*DYNAMOMETER OPERATOR	54,537.60	56,180.80	1,643.20	61,550.90	17,715.14	225.00	79,491.04

**METROPOLITAN ATLANTA RAPID TRANSIT AUTHORITY (MARTA)**  
**MARTOC REPORT**

EE NUMBER	TITLE	FY 20 BASE SALARY	FY 21 BASE SALARY	DIFFERENCE +/-	REGULAR EARNINGS	OVERTIME EARNINGS	OTHER EARNINGS	TOTAL EARNINGS
0000325080	*JOURNEYMAN ELEC POWER ELECT	54,537.60	56,180.80	1,643.20	60,273.40	14,168.78	225.00	74,667.18
0000345405	PROTECTIVE SPEC POLICE CADET	31,200.00	31,200.00	0.00	21,500.00	0.00	0.00	21,500.00
0000320825	*JOURNEYMAN ELEC POWER ELECT	54,537.60	56,180.80	1,643.20	60,752.25	6,970.63	225.00	67,947.88
0000342304	*BUS OPERATOR	38,729.60	43,659.20	4,929.60	42,850.85	7,107.96	1,606.80	51,565.61
0000303101	*JOURNEYMAN BODY REPAIR	55,057.60	56,700.80	1,643.20	61,612.18	20,071.08	225.00	81,908.26
0000320922	*JOURNEYMAN BODY REPAIR	54,537.60	56,180.80	1,643.20	59,701.28	0.00	225.00	59,926.28
0000340923	PORTFOLIO MANAGER I	60,432.06	65,881.14	5,449.08	61,689.70	0.00	5,083.03	66,772.73
0000305234	*JOURNEYMAN RAIL CAR MECHANIC	55,057.60	56,700.80	1,643.20	60,894.88	0.00	225.00	61,119.88
0000332234	TRANSIT POLICE SERGEANT	60,465.60	69,971.20	9,505.60	71,651.00	10,164.48	0.00	81,815.48
0000341774	*BUS OPERATOR	38,729.60	43,659.20	4,929.60	37,543.88	2,137.47	2,462.23	42,143.58
0000344488	DIR PROJECT DEVELOPMENT	130,000.00	130,000.00	0.00	130,000.72	0.00	0.00	130,000.72
0000321603	*SERVICEPERSON I	38,022.40	39,166.40	1,144.00	41,155.15	54.84	0.00	41,209.99
0000315218	TRANSIT POLICE OFFICER SR	60,465.60	60,465.60	0.00	64,096.44	7,565.54	1,162.80	72,824.78
0000345464	DIVERSITY EEO INVESTIGATOR	68,000.66	68,000.66	0.00	47,077.44	0.00	0.00	47,077.44
0000341969	*JOURNEYMAN TRACK MAINTAINER (DATE LAST EMPLOYED 26-Jan-2021)	51,667.20	52,832.00	1,164.80	33,915.49	10,470.08	0.00	44,385.57
0000330887	*BUS OPERATOR	49,649.60	51,147.20	1,497.60	50,098.58	13,359.99	0.00	63,458.57
0000345311	SVC DESK SUPPORT AGENT	44,460.00	44,460.00	0.00	41,040.00	0.00	0.00	41,040.00
0000322493	*BUS DISPATCHER (BLOCKOUT)	40,622.40	49,982.40	9,360.00	55,178.84	8,655.55	0.00	63,834.39
0000323163	*BUS OPERATOR	49,649.60	51,147.20	1,497.60	52,567.19	0.00	0.00	52,567.19
0000302276	SR MAINTENANCE PLANNER RELIEF	70,803.20	70,803.20	0.00	74,779.76	2,314.72	4,084.80	81,179.28
0000306331	*JOURNEYMAN BUS TECHNICIAN	53,705.60	55,328.00	1,622.40	61,751.72	17,229.84	225.00	79,206.56
0000332580	MECHANICAL ENGINEER V	64,180.22	75,973.04	11,792.82	69,495.33	0.00	6,079.02	75,574.35
0000345431	CRIMINAL JUSTICE INFO TECH REC	31,678.40	31,678.40	0.00	27,868.00	0.00	0.00	27,868.00
0000337866	PORTFOLIO MANAGER II	87,189.44	87,189.44	0.00	87,189.51	0.00	6,885.74	94,075.25
0000304046	*RAIL STATION CLEANER	33,945.60	34,964.80	1,019.20	39,342.01	15,844.62	0.00	55,186.63
0000319801	TRANSIT POLICE OFFICER SR	60,465.60	60,465.60	0.00	62,058.61	2,256.56	3,313.98	67,629.15
0000318676	MGR CIP SCOPING & SCREENING	98,088.38	107,048.76	8,960.38	104,288.68	0.00	21,684.25	125,972.93
0000321077	CONTRACT PROFESSIONAL (DATE LAST EMPLOYED 15-Jan-2021)	0.00	0.00	0.00	77,868.00	6,128.50	0.00	83,996.50
0000331793	ELECTRICAL MAINTENANCE INSPECT	58,987.50	58,987.50	0.00	65,119.44	39,219.24	4,991.29	109,329.97
0000341840	TRANSIT POLICE OFFICER SR	44,200.00	47,798.40	3,598.40	49,742.65	780.86	0.00	50,523.51
0000340742	SUPV LIGHT RAIL TRANSPORTATION	52,124.80	52,124.80	0.00	56,000.70	6,390.34	3,558.52	65,949.56
0000341159	*BUS OPERATOR	38,729.60	43,659.20	4,929.60	42,080.39	2,522.88	2,019.03	46,622.30
0000321913	*JOURNEYMAN BUS TECHNICIAN	53,705.60	55,328.00	1,622.40	50,165.85	3,468.94	6,328.42	59,963.21
0000303374	SUPV BUS TRANSPORTATION (DATE LAST EMPLOYED 01-Apr-2021)	62,379.20	62,379.20	0.00	48,831.23	217.44	3,513.63	52,562.30

**METROPOLITAN ATLANTA RAPID TRANSIT AUTHORITY (MARTA)**  
**MARTOC REPORT**

EE NUMBER	TITLE	FY 20	FY 21	DIFFERENCE +/-	REGULAR EARNINGS	OVERTIME EARNINGS	OTHER EARNINGS	TOTAL EARNINGS
		BASE SALARY	BASE SALARY					
0000338412	CAPITAL PROJECTS ADMINISTRATOR	46,273.50	46,273.50	0.00	46,273.62	0.00	0.00	46,273.62
0000324789	*BUS OPERATOR	49,649.60	51,147.20	1,497.60	29,573.92	1,212.32	2,100.56	32,886.80
0000304612	MOBILITY SERVICE AGENT	36,699.00	36,699.00	0.00	41,582.33	4,559.24	2,992.38	49,133.95
0000304926	SUPV BUS MAINTENANCE	62,608.00	62,608.00	0.00	67,101.30	15,561.70	6,441.40	89,104.40
0000333111	TRANSIT POLICE OFFICER SPECIAL	51,708.80	55,931.20	4,222.40	59,035.78	21,767.85	2,068.00	82,871.63
0000302186	*STATION AGENT	44,928.00	46,280.00	1,352.00	50,513.60	9,712.45	0.00	60,226.05
0000345284	EXECUTIVE MGR TO BOARD OF DIR (DATE LAST EMPLOYED 25-Dec-2020)	103,000.82	103,000.82	0.00	45,558.12	0.00	2,556.01	48,114.13
0000343224	*JOURNEYMAN SUPPORT EQUIPMENT	35,110.40	48,755.20	13,644.80	44,336.70	4,605.02	604.80	49,546.52
0000337217	MGR TECHNICAL TRAINING	98,345.78	98,345.78	0.00	101,845.94	0.00	0.00	101,845.94
0000304697	*JOURNEYMAN TRACK MAINTAINER	54,537.60	56,180.80	1,643.20	61,258.87	20,232.60	0.00	81,491.47
0000333578	*BUS OPERATOR	49,649.60	51,147.20	1,497.60	53,890.62	2,489.29	0.00	56,379.91
0000321483	*BUS OPERATOR	46,030.40	51,147.20	5,116.80	32,543.86	4,356.34	0.00	36,900.20
0000326637	*JOURNEYMAN RAIL CAR MECHANIC	54,537.60	56,180.80	1,643.20	62,412.10	5,614.27	225.00	68,251.37
0000341435	DIR INFORMATION TECH AUDIT (DATE LAST EMPLOYED 04-Dec-2020)	136,435.00	136,435.00	0.00	62,970.17	0.00	4,300.86	67,271.03
0000345820	*BUS OPERATOR	36,171.20	36,171.20	0.00	20,009.87	1,856.87	0.00	21,866.74
0000305795	*JOURNEYMAN ELEC POWER ELECT	55,057.60	56,700.80	1,643.20	60,428.82	15,717.25	225.00	76,371.07
0000341874	*JOURNEYMAN TRACK MAINTAINER	51,667.20	54,433.60	2,766.40	57,198.28	9,270.97	0.00	66,469.25
0000320051	CONTRACT PROFESSIONAL (DATE LAST EMPLOYED 15-Jan-2021)	0.00	0.00	0.00	81,205.22	0.00	0.00	81,205.22
0000325093	*BUS OPERATOR	49,649.60	51,147.20	1,497.60	55,696.15	10,727.91	0.00	66,424.06
0000326867	SUPV BUS TRANSPORTATION	62,441.60	62,441.60	0.00	60,883.24	522.67	7,685.12	69,091.03
0000339663	*RAIL STATION CLEANER	32,115.20	34,964.80	2,849.60	38,613.64	17,156.01	0.00	55,769.65
0000319987	TRANSIT POLICE OFFICER SR	60,465.60	60,465.60	0.00	64,256.37	47,791.15	6,880.00	118,927.52
0000319798	TRANSIT POLICE OFFICER SR	62,878.40	60,465.60	-2,412.80	66,490.71	10,253.25	6,656.75	83,400.71
0000321981	*JOURNEYMAN ET-LABORATORY	54,537.60	56,180.80	1,643.20	59,546.25	9,124.99	225.00	68,896.24
0000345531	TRANSIT POLICE OFFICER	40,851.20	40,851.20	0.00	30,406.40	265.14	785.60	31,457.14
0000320326	PLANNER AUTOMATIC TRAIN CONTR	62,608.00	62,608.00	0.00	68,847.10	25,615.10	3,913.00	98,375.20
0000321103	*JOURNEYMAN ET-RAIL CAR MAINT	49,649.60	48,755.20	-894.40	55,786.15	15,377.92	0.00	71,164.07
0000332186	TRANSIT POLICE SERGEANT	69,971.20	72,758.40	2,787.20	75,100.28	15,654.92	8,127.20	98,882.40
0000337836	*JOURNEYMAN SUPPORT EQUIPMENT	54,537.60	56,180.80	1,643.20	52,478.66	2,876.06	225.00	55,579.72
0000304624	*BUS OPERATOR	49,649.60	51,147.20	1,497.60	47,658.81	1,675.49	5,155.92	54,490.22
0000306134	*BUS OPERATOR	50,169.60	51,667.20	1,497.60	54,401.01	11,798.18	2,931.92	69,131.11
0000330991	DIVISION DISPATCHER	62,379.20	62,379.20	0.00	66,748.91	5,278.24	2,399.20	74,426.35
0000321639	CONTRACT PROFESSIONAL (DATE LAST EMPLOYED 29-Jan-2021)	0.00	0.00	0.00	20,126.16	148.35	0.00	20,274.51
0000306271	SR COST ANALYST	86,618.74	86,618.74	0.00	85,952.70	0.00	11,477.69	97,430.39

**METROPOLITAN ATLANTA RAPID TRANSIT AUTHORITY (MARTA)**  
**MARTOC REPORT**

EE NUMBER	TITLE	FY 20	FY 21	DIFFERENCE	REGULAR	OVERTIME	OTHER	TOTAL
		BASE SALARY	BASE SALARY	+/-	EARNINGS	EARNINGS	EARNINGS	EARNINGS
0000332382	TRANSIT POLICE OFFICER SPECIAL	58,156.80	60,465.60	2,308.80	62,417.42	24,048.35	6,015.90	92,481.67
0000332790	TRANSIT POLICE OFFICER SR	51,708.80	53,768.00	2,059.20	51,172.90	77.55	4,623.30	55,873.75
0000304902	*BUS OPERATOR	50,169.60	51,667.20	1,497.60	53,346.21	3,228.40	4,495.68	61,070.29
0000339569	*BUS OPERATOR	42,369.60	47,424.00	5,054.40	48,008.87	14,538.39	0.00	62,547.26
0000305835	SR INSTRUCTOR RAIL MAINT	67,766.40	78,223.34	10,456.94	74,363.73	9,187.56	5,815.57	89,366.86
0000305315	*PT BUS OPERATOR	0.00	0.00	0.00	22,900.77	0.00	0.00	22,900.77
0000305597	*JOURNEYMAN ET-RAIL CAR MAINT	55,057.60	56,700.80	1,643.20	59,054.09	39.71	225.00	59,318.80
0000305186	ACCOUNTING SPECIALIST III	53,644.50	53,644.50	0.00	53,644.63	41.27	2,063.25	55,749.15
0000336001	*BUS OPERATOR	49,649.60	51,147.20	1,497.60	53,023.98	8,824.41	1,735.92	63,584.31
0000322978	*JOURNEYMAN RAIL CAR MECHANIC	54,537.60	56,180.80	1,643.20	58,437.99	9,079.69	347.36	67,865.04
0000342505	*BUS OPERATOR	38,729.60	43,659.20	4,929.60	41,747.45	8,770.78	0.00	50,518.23
0000339414	*BUS OPERATOR	42,369.60	47,424.00	5,054.40	30,842.46	1,586.08	1,638.73	34,067.27
0000328844	*JOURNEYMAN ET-TRAIN CONTROL	54,537.60	56,180.80	1,643.20	60,771.10	15,666.37	225.00	76,662.47
0000345894	*JOURNEYMAN BUS TECHNICIAN	48,755.20	48,755.20	0.00	23,728.75	149.43	0.00	23,878.18
0000307129	*BUS OPERATOR	49,649.60	51,147.20	1,497.60	48,072.38	74.50	1,359.76	49,506.64
0000331641	MGR TECH SYSTEMS SUPPORT	100,104.16	100,104.16	0.00	100,104.43	0.00	4,825.56	104,929.99
0000325787	SR TECHNICAL SERVICES ENGINEER	92,882.14	92,882.14	0.00	92,882.40	0.00	5,477.68	98,360.08
0000320420	*BUS OPERATOR	49,649.60	51,147.20	1,497.60	49,584.60	9,282.26	5,725.48	64,592.34
0000344136	*BUS OPERATOR	35,110.40	39,894.40	4,784.00	41,916.17	6,422.09	0.00	48,338.26
0000333097	*BUS OPERATOR	49,649.60	51,147.20	1,497.60	42,304.09	86.32	3,493.55	45,883.96
0000342556	SR DIR COMMUNITY OUTREACH	125,000.20	125,000.20	0.00	105,769.69	0.00	11,191.07	116,960.76
0000302969	MEDIA SALES REP	29,835.00	29,835.00	0.00	33,426.80	1,204.88	3,442.50	38,074.18
0000304983	*REVENUE AGENT	49,358.40	51,376.00	2,017.60	55,033.28	778.05	0.00	55,811.33
0000305077	*PT BUS OPERATOR	0.00	0.00	0.00	21,834.81	0.00	0.00	21,834.81
0000322977	*JOURNEYMAN BUS TECHNICIAN	53,705.60	55,328.00	1,622.40	59,504.45	3,745.88	225.00	63,475.33
0000305760	MAINTENANCE PLANNER-RAIL	63,772.80	63,772.80	0.00	64,820.00	0.00	9,198.00	74,018.00
0000337649	IT QUALITY ASSURANCE ENGINEER	85,509.06	85,509.06	0.00	85,509.19	0.00	0.00	85,509.19
0000342767	TRANSIT POLICE OFFICER SR	42,515.20	45,947.20	3,432.00	46,685.56	7,940.94	0.00	54,626.50
0000336983	*BUS OPERATOR	38,729.60	43,659.20	4,929.60	46,985.59	6,396.69	0.00	53,382.28
0000333099	*BUS OPERATOR	49,649.60	51,147.20	1,497.60	32,018.16	2,321.51	1,623.17	35,962.84
0000303746	*RAIL OPERATOR	50,169.60	51,667.20	1,497.60	52,684.48	630.07	3,286.10	56,600.65
0000304595	*SERVICEPERSON II	38,542.40	39,686.40	1,144.00	45,103.21	9,225.63	0.00	54,328.84
0000320907	TRANSIT POLICE OFFICER SPECIAL	62,878.40	62,878.40	0.00	67,376.00	35,913.32	3,023.00	106,312.32
0000336183	*BUS OPERATOR	46,030.40	51,147.20	5,116.80	42,094.94	15,080.51	558.96	57,734.41
0000337237	*PT BUS OPERATOR	0.00	0.00	0.00	24,042.41	0.00	0.00	24,042.41

**METROPOLITAN ATLANTA RAPID TRANSIT AUTHORITY (MARTA)**  
**MARTOC REPORT**

EE NUMBER	TITLE	FY 20 BASE SALARY	FY 21 BASE SALARY	DIFFERENCE +/-	REGULAR EARNINGS	OVERTIME EARNINGS	OTHER EARNINGS	TOTAL EARNINGS
0000324688	*BUS OPERATOR	49,649.60	51,147.20	1,497.60	34,608.72	1,641.76	2,917.90	39,168.38
0000332184	SUPV BUS & RAIL STORES	52,166.40	60,777.60	8,611.20	60,631.46	574.35	0.00	61,205.81
0000301998	EXEC DIR SAFETY & QA (DATE LAST EMPLOYED 01-Aug-2021)	81,224.00	81,224.00	0.00	27,973.87	0.00	0.00	27,973.87
0000306385	*BUS OPERATOR	49,649.60	51,147.20	1,497.60	50,619.91	4,800.52	600.74	56,021.17
0000335108	*BUS OPERATOR	49,649.60	51,147.20	1,497.60	56,199.79	7,103.94	0.00	63,303.73
0000345617	*BUS OPERATOR	36,171.20	36,171.20	0.00	24,486.08	2,690.92	0.00	27,177.00
0000306063	*JOURNEYMAN STRUCTURAL INSPECT	54,537.60	56,180.80	1,643.20	59,382.23	5,285.54	0.00	64,667.77
0000331586	OFFICE ADMINISTRATOR II	57,560.88	57,560.88	0.00	57,560.95	0.00	0.00	57,560.95
0000315522	*SERVICEPERSON I	38,022.40	39,166.40	1,144.00	44,504.19	12,734.03	0.00	57,238.22
0000307431	PROTECTIVE SPEC POLICE CADET	33,716.80	33,716.80	0.00	37,216.80	1,021.24	4,036.29	42,274.33
0000345002	PROTECTIVE SPEC POLICE CADET	31,200.00	31,200.00	0.00	34,820.00	720.00	1,500.00	37,040.00
0000303654	*RAIL OPERATOR	49,649.60	51,667.20	2,017.60	57,598.35	15,303.14	0.00	72,901.49
0000317599	*STATION AGENT	44,408.00	45,760.00	1,352.00	36,711.00	336.27	0.00	37,047.27
0000345471	*BUS OPERATOR	36,171.20	36,171.20	0.00	28,706.60	5,663.21	0.00	34,369.81
0000343395	REDUCED FARE REPRESENTATIVE (DATE LAST EMPLOYED 17-Feb-2021)	33,871.50	33,871.50	0.00	22,398.88	0.00	0.00	22,398.88
0000345036	MGR SECURITY & EMERGENCY MGMT	82,367.22	82,367.22	0.00	82,367.31	0.00	4,604.15	86,971.46
0000322944	TRANSIT POLICE OFFICER SPECIAL	62,878.40	62,878.40	0.00	67,164.38	38,112.51	6,046.00	111,322.89
0000306367	*JOURNEYMAN ET-LABORATORY	55,057.60	56,700.80	1,643.20	60,935.46	10,821.08	225.00	71,981.54
0000343825	*JOURNEYMAN BUS TECHNICIAN	50,252.80	52,291.20	2,038.40	51,195.76	29,824.78	225.00	81,245.54
0000302222	*BUS OPERATOR (DATE LAST EMPLOYED 01-Dec-2020)	50,169.60	50,169.60	0.00	25,425.44	1,512.70	385.92	27,324.06
0000322244	*JOURNEYMAN OVERHAULER	54,537.60	56,180.80	1,643.20	49,021.14	17,268.96	225.00	66,515.10
0000319045	*BUS OPERATOR	49,649.60	51,147.20	1,497.60	54,156.75	15,481.07	2,083.55	71,721.37
0000330534	*RAIL OPERATOR	49,649.60	51,147.20	1,497.60	46,082.13	14,427.94	3,766.95	64,277.02
0000339671	*SERVICEPERSON I	38,022.40	39,166.40	1,144.00	41,908.25	1,073.89	0.00	42,982.14
0000335873	TELEPHONY OPERATIONS ANALYST	66,859.52	66,859.52	0.00	66,859.63	0.00	0.00	66,859.63
0000341336	*BUS OPERATOR	38,729.60	43,659.20	4,929.60	44,523.68	5,982.25	1,845.90	52,351.83
0000321555	*MATERIAL CONTROLLER	46,529.60	49,982.40	3,452.80	41,333.08	2,689.86	0.00	44,022.94
0000303855	*PT BUS OPERATOR	0.00	0.00	0.00	25,654.36	0.00	0.00	25,654.36
0000303194	*BUS OPERATOR	38,729.60	43,659.20	4,929.60	46,344.44	14,936.40	0.00	61,280.84
0000335369	ENTERPRISE SYSTEMS ENGINEER	82,050.80	82,050.80	0.00	81,735.23	0.00	8,373.40	90,108.63
0000332955	TRANSIT POLICE SERGEANT	69,971.20	72,758.40	2,787.20	76,422.00	31,619.01	6,296.40	114,337.41
0000302914	SUPV REDUCED FARE ELIGIBILITY	62,038.60	62,038.60	0.00	31,120.76	0.00	11,006.11	42,126.87
0000304695	SUPV BUS MAINTENANCE	62,608.00	62,608.00	0.00	65,394.63	7,139.72	4,214.00	76,748.35
0000334856	*BUS OPERATOR	49,649.60	51,147.20	1,497.60	50,771.72	2,287.49	0.00	53,059.21

## MARTOC REPORT

EE NUMBER	TITLE	FY 20	FY 21	DIFFERENCE	REGULAR	OVERTIME	OTHER	TOTAL
		BASE SALARY	BASE SALARY	+/-	EARNINGS	EARNINGS	EARNINGS	EARNINGS
0000302723	*RAIL OPERATOR	50,169.60	51,667.20	1,497.60	54,448.08	1,345.71	1,776.96	57,570.75
0000319906	CONTRACT SPECIALIST III	84,867.38	84,867.38	0.00	84,867.66	0.00	0.00	84,867.66
0000303292	*CUSTOMER INFO OPERATOR PT	0.00	0.00	0.00	26,454.02	0.00	0.00	26,454.02
0000345551	TRANSIT POLICE OFFICER	44,200.00	44,200.00	0.00	30,681.28	255.00	0.00	30,936.28
0000330501	*JOURNEYMAN AA BUS TECHNICIAN	54,537.60	56,180.80	1,643.20	47,970.55	12,279.56	225.00	60,475.11
0000344110	*JOURNEYMAN BUS TECHNICIAN	47,320.00	52,291.20	4,971.20	55,324.52	552.70	225.00	56,102.22
0000340622	*LIGHT RAIL OPERATOR	36,171.20	36,171.20	0.00	29,136.84	0.00	0.00	29,136.84
0000335554	*BUS OPERATOR	49,649.60	51,147.20	1,497.60	53,691.74	7,216.50	2,308.80	63,217.04
0000316066	*SERVICEPERSON I	38,022.40	39,166.40	1,144.00	27,087.95	197.72	452.43	27,738.10
0000345847	*JOURNEYMAN RAIL CAR MECHANIC	48,755.20	48,755.20	0.00	25,334.96	0.00	0.00	25,334.96
0000327312	*JOURNEYMAN ET-RAIL CAR MAINT	54,537.60	56,180.80	1,643.20	70,587.15	19,002.37	225.00	89,814.52
0000329363	*RAIL OPERATOR	49,649.60	51,147.20	1,497.60	54,993.56	5,898.22	2,245.43	63,137.21
0000321041	*JOURNEYMAN ELEC POWER ELECT	54,537.60	56,180.80	1,643.20	60,482.66	7,853.03	225.00	68,560.69
0000327720	*BUS OPERATOR	49,649.60	51,147.20	1,497.60	58,663.46	24,862.19	0.00	83,525.65
0000342840	AGM INFRASTRUCTURE	170,000.22	185,000.14	14,999.92	189,808.43	0.00	0.00	189,808.43
0000319715	*MATERIAL CONTROLLER	50,606.40	52,124.80	1,518.40	56,008.53	4,890.67	0.00	60,899.20
0000302165	CONTRACT PROFESSIONAL	0.00	0.00	0.00	48,291.58	445.04	0.00	48,736.62
0000327713	*RAIL OPERATOR	49,649.60	51,147.20	1,497.60	23,739.66	601.62	254.56	24,595.84
0000342887	*BUS OPERATOR	35,110.40	39,894.40	4,784.00	44,229.33	8,988.66	0.00	53,217.99
0000335865	*SERVICEPERSON VII GROUNDSKEEPR	38,563.20	39,728.00	1,164.80	35,528.32	515.70	2,237.62	38,281.64
0000329365	*RAIL OPERATOR	49,649.60	51,147.20	1,497.60	51,249.53	416.47	3,280.88	54,946.88
0000343571	*BUS OPERATOR	35,110.40	39,894.40	4,784.00	43,063.71	8,066.03	0.00	51,129.74
0000344160	*BUS OPERATOR	35,110.40	39,894.40	4,784.00	39,614.00	3,888.62	0.00	43,502.62
0000303218	RAIL SERVICES CONTROLLER	58,968.00	71,552.00	12,584.00	54,135.44	12,615.84	13,471.36	80,222.64
0000303395	*BUS OPERATOR	49,649.60	51,667.20	2,017.60	51,222.22	8,127.73	6,227.12	65,577.07
0000309936	SUPV BUS TRANSPORTATION	49,649.60	56,576.00	6,926.40	53,067.89	1,358.72	0.00	54,426.61
0000328570	*RAIL OPERATOR	46,030.40	51,147.20	5,116.80	53,727.23	12,310.22	182.40	66,219.85
0000332761	TRANSIT POLICE OFFICER SPECIAL	55,931.20	60,465.60	4,534.40	64,094.85	10,203.62	2,616.30	76,914.77
0000333672	*RAIL OPERATOR	49,649.60	51,147.20	1,497.60	41,293.56	931.71	6,479.29	48,704.56
0000318268	*BUS OPERATOR	49,649.60	51,147.20	1,497.60	56,503.56	10,816.12	0.00	67,319.68
0000305617	SUPV RAIL LINE	60,756.80	60,756.80	0.00	63,906.33	11,990.79	1,562.74	77,459.86
0000333867	*RAIL OPERATOR	49,649.60	51,147.20	1,497.60	39,286.85	7,507.39	0.00	46,794.24
0000304289	*JOURNEYMAN ET-RAIL CAR MAINT	54,537.60	56,180.80	1,643.20	59,811.74	0.00	225.00	60,036.74
0000334612	*BUS OPERATOR	35,110.40	39,894.40	4,784.00	35,691.73	3,327.12	0.00	39,018.85
0000345354	SR DIR LITIGATION & ADMIN	136,560.06	136,560.06	0.00	115,550.93	0.00	0.00	115,550.93

METROPOLITAN ATLANTA RAPID TRANSIT AUTHORITY (MARTA)  
MARTOC REPORT

EE NUMBER	TITLE	FY 20 BASE SALARY	FY 21 BASE SALARY	DIFFERENCE +/-	REGULAR EARNINGS	OVERTIME EARNINGS	OTHER EARNINGS	TOTAL EARNINGS
0000304676	QA ENGINEER	78,956.02	78,956.02	0.00	82,456.60	0.00	8,219.55	90,676.15
0000342610	*JOURNEYMAN ET-TRAIN CONTROL	38,729.60	48,755.20	10,025.60	48,457.14	6,772.56	0.00	55,229.70
0000318679	*RAIL OPERATOR	49,649.60	51,147.20	1,497.60	55,405.47	764.51	0.00	56,169.98
0000303426	SUPV RAIL CAR APPEARANCE	57,720.00	57,720.00	0.00	62,274.50	3,052.50	3,052.51	68,379.51
0000325085	*JOURNEYMAN ELEC POWER ELECT	54,537.60	56,180.80	1,643.20	59,630.16	3,811.96	225.00	63,667.12
0000316072	TRANSIT POLICE OFFICER SPECIAL	62,878.40	62,878.40	0.00	66,983.00	10,236.70	5,683.24	82,902.94
0000337662	TRANSIT POLICE OFFICER SPECIAL	51,708.80	55,931.20	4,222.40	57,717.08	23,638.11	3,443.70	84,798.89
0000306433	*STATION AGENT	44,928.00	46,280.00	1,352.00	44,751.25	5,465.63	2,419.20	52,636.08
0000302568	*STATION AGENT	44,928.00	46,280.00	1,352.00	44,911.20	3,109.20	5,434.80	53,455.20
0000337667	SUPV RAIL CAR APPEARANCE	56,035.20	56,035.20	0.00	59,804.60	2,882.58	2,694.00	65,381.18
0000329889	*SERVICEPERSON I	38,022.40	39,166.40	1,144.00	43,232.42	7,325.45	0.00	50,557.87
0000329431	SR ASSOCIATE COUNSEL WKRS COMP	115,348.48	115,348.48	0.00	115,348.75	0.00	0.00	115,348.75
0000339071	*BUS OPERATOR	42,369.60	47,424.00	5,054.40	41,522.55	5,135.55	0.00	46,658.10
0000341493	TRANSIT POLICE OFFICER SR	51,708.80	53,768.00	2,059.20	55,244.76	9,026.64	2,535.50	66,806.90
0000321150	SUPV MOBILITY RESERVATIONS	55,029.52	55,029.52	0.00	54,606.50	0.00	3,464.91	58,071.41
0000305938	TRANSIT POLICE OFFICER SR	60,465.60	60,465.60	0.00	38,188.22	2,180.25	10,174.50	50,542.97
0000302600	*BUS OPERATOR	50,169.60	51,667.20	1,497.60	57,477.06	14,699.22	0.00	72,176.28
0000343726	DIVERSITY OUTREACH SPECIALIST (DATE LAST EMPLOYED 28-Dec-2020)	43,998.24	43,998.24	0.00	23,014.53	0.00	2,756.10	25,770.63
0000322037	SUPV RAIL LINE	58,968.00	58,968.00	0.00	63,261.80	11,793.66	4,536.00	79,591.46
0000332123	*BUS OPERATOR	49,649.60	51,147.20	1,497.60	56,135.06	10,468.89	0.00	66,603.95
0000323420	*BUS OPERATOR	49,649.60	51,147.20	1,497.60	35,897.75	16,467.84	0.00	52,365.59
0000345447	*BUS OPERATOR	36,171.20	36,171.20	0.00	31,049.48	2,574.34	0.00	33,623.82
0000332084	*BUS OPERATOR	49,649.60	51,147.20	1,497.60	51,120.56	2,488.28	2,606.76	56,215.60
0000325950	ARCHITECT VI	94,142.88	94,142.88	0.00	94,143.84	0.00	5,431.32	99,575.16
0000344869	*JOURNEYMAN BUS TECHNICIAN	47,320.00	51,771.20	4,451.20	52,273.85	863.75	225.00	53,362.60
0000343496	*JOURNEYMAN TRACK MAINTAINER	47,320.00	52,811.20	5,491.20	33,212.00	6,374.46	0.00	39,586.46
0000345926	TRANSIT POLICE OFFICER	40,851.20	40,851.20	0.00	20,617.44	147.30	0.00	20,764.74
0000320654	*BUS OPERATOR	49,649.60	51,147.20	1,497.60	45,706.10	262.10	0.00	45,968.20
0000332988	ASST SUPV FIELD DATA COLL	54,350.40	54,350.40	0.00	58,141.37	0.00	209.04	58,350.41
0000344072	*PT BUS OPERATOR	0.00	0.00	0.00	24,595.19	0.00	0.00	24,595.19
0000319273	FOREMAN TRACK & STRCT	63,169.60	63,169.60	0.00	66,365.94	28,198.57	5,770.30	100,334.81
0000322151	ROOF INSPECTOR III	72,482.80	72,482.80	0.00	75,983.26	0.00	10,036.13	86,019.39
0000337520	*JOURNEYMAN TRACK MAINTAINER	54,537.60	56,180.80	1,643.20	59,960.74	10,483.97	0.00	70,444.71
0000333633	*JOURNEYMAN ET-COMPUTER MAINT	54,537.60	56,180.80	1,643.20	45,163.84	4,414.83	225.00	49,803.67

## MARTOC REPORT

EE NUMBER	TITLE	FY 20	FY 21	DIFFERENCE	REGULAR	OVERTIME	OTHER	TOTAL
		BASE SALARY	BASE SALARY	+/-	EARNINGS	EARNINGS	EARNINGS	EARNINGS
0000343970	*JOURNEYMAN AA BUS TECHNICIAN	52,478.40	54,246.40	1,768.00	59,722.46	30,264.54	225.00	90,212.00
0000333343	*JOURNEYMAN TRACK MAINTAINER	54,537.60	56,180.80	1,643.20	60,896.94	23,830.44	0.00	84,727.38
0000327898	*BUS OPERATOR	49,649.60	51,147.20	1,497.60	54,280.60	3,620.45	590.16	58,491.21
0000336091	*BUS OPERATOR	49,649.60	51,147.20	1,497.60	50,164.20	9,450.44	3,146.08	62,760.72
0000321511	SUPV BREEZE MEDIA DIST RIDE ST	62,068.50	62,068.50	0.00	61,352.41	0.00	6,286.44	67,638.85
0000320418	*JOURNEYMAN TRACK WALKER	54,537.60	56,180.80	1,643.20	66,558.56	24,904.12	0.00	91,462.68
0000334501	*RAIL OPERATOR	49,649.60	51,147.20	1,497.60	50,489.65	4,127.85	5,218.95	59,836.45
0000339923	*RAIL STATION CLEANER	33,945.60	34,964.80	1,019.20	38,751.42	8,609.81	0.00	47,361.23
0000336913	*BUS OPERATOR	46,030.40	51,147.20	5,116.80	38,876.11	3,226.85	1,949.18	44,052.14
0000340448	*BUS OPERATOR	38,729.60	43,659.20	4,929.60	47,023.15	14,317.05	0.00	61,340.20
0000329350	*BUS OPERATOR	49,649.60	51,147.20	1,497.60	57,539.82	15,711.89	0.00	73,251.71
0000303212	SUPT RAIL LINE	71,644.04	71,644.04	0.00	73,766.32	0.00	12,399.94	86,166.26
0000346113	SR ASSOCIATE COUNSEL	107,429.40	107,429.40	0.00	24,791.40	0.00	0.00	24,791.40
0000337659	*BUS OPERATOR	46,030.40	51,147.20	5,116.80	37,442.15	593.84	2,472.05	40,508.04
0000343868	*BUS OPERATOR	35,110.40	39,894.40	4,784.00	42,139.08	14,564.67	0.00	56,703.75
0000332358	*BUS OPERATOR	49,649.60	51,147.20	1,497.60	46,747.93	2,546.70	2,719.52	52,014.15
0000335635	TRANSIT POLICE OFFICER SR	58,156.80	60,465.60	2,308.80	63,206.12	4,983.42	0.00	68,189.54
0000306142	*JOURNEYMAN SUPPORT EQUIPMENT	54,537.60	56,180.80	1,643.20	53,771.37	770.44	650.84	55,192.65
0000338062	CONTRACT SPECIALIST III	74,303.58	74,303.58	0.00	73,160.74	0.00	1,024.27	74,185.01
0000303210	MGR ASSET MGMT PROGRAM	94,395.86	94,395.86	0.00	94,395.97	0.00	1,815.31	96,211.28
0000302320	*JOURNEYMAN AA BUS TECHNICIAN	55,057.60	56,700.80	1,643.20	54,807.89	803.17	3,048.70	58,659.76
0000344693	*BUS OPERATOR	39,894.40	39,894.40	0.00	36,951.13	6,774.77	0.00	43,725.90
0000304106	*JOURNEYMAN RAIL CAR MECHANIC	54,537.60	56,180.80	1,643.20	62,459.47	729.27	225.00	63,413.74
0000344074	*BUS OPERATOR	35,110.40	39,894.40	4,784.00	41,643.97	7,217.75	0.00	48,861.72
0000342130	*SERVICEPERSON IV	40,622.40	41,849.60	1,227.20	45,343.76	1,844.37	0.00	47,188.13
0000304980	*BUS OPERATOR	50,169.60	51,667.20	1,497.60	62,106.79	37,109.31	0.00	99,216.10
0000333773	*JOURNEYMAN AA BUS TECHNICIAN	50,252.80	54,246.40	3,993.60	51,482.57	2,305.33	1,225.04	55,012.94
0000341379	TRANSIT POLICE OFFICER SR	45,947.20	49,691.20	3,744.00	51,196.50	3,486.32	2,609.90	57,292.72
0000344046	E LEARNING SPECIALIST (DATE LAST EMPLOYED 30-Nov-2020)	70,304.00	70,304.00	0.00	19,588.57	0.00	9,180.22	28,768.79
0000333406	*RAIL OPERATOR	49,649.60	51,147.20	1,497.60	46,442.39	7,401.94	3,421.64	57,265.97
0000340739	SUPV LIGHT RAIL TRANSPORTATION (DATE LAST EMPLOYED 12-Jun-2021)	52,124.80	52,124.80	0.00	42,674.67	707.95	4,460.68	47,843.30
0000328848	*JOURNEYMAN ET-TRAIN CONTROL	52,811.20	52,811.20	0.00	27,176.14	8,649.25	225.00	36,050.39
0000320166	*JOURNEYMAN SUPPORT EQUIPMENT	54,537.60	56,180.80	1,643.20	56,306.01	7,244.14	2,773.72	66,323.87
0000336102	*BUS OPERATOR (DATE LAST EMPLOYED 07-Apr-2021)	49,649.60	51,147.20	1,497.60	21,573.26	1,439.89	0.00	23,013.15



## MARTOC REPORT

EE NUMBER	TITLE	FY 20	FY 21	DIFFERENCE	REGULAR	OVERTIME	OTHER	TOTAL
		BASE SALARY	BASE SALARY	+/-	EARNINGS	EARNINGS	EARNINGS	EARNINGS
0000322114	FOREMAN CUSTODIAL SERVICES	53,268.80	53,268.80	0.00	56,768.80	256.10	4,353.70	61,378.60
0000335321	*BUS OPERATOR	46,030.40	51,147.20	5,116.80	52,259.41	23,502.50	2,736.80	78,498.71
0000340786	TRANSIT POLICE OFFICER SR	44,200.00	47,798.40	3,598.40	50,813.08	12,888.26	4,348.90	68,050.24
0000338753	*RAIL OPERATOR	42,369.60	47,424.00	5,054.40	27,875.72	2,202.51	0.00	30,078.23
0000331660	*RAIL OPERATOR	49,649.60	51,147.20	1,497.60	48,610.97	2,036.56	3,510.16	54,157.69
0000323948	SUPV RAIL LINE	58,968.00	58,968.00	0.00	61,745.08	19,772.78	5,953.50	87,471.36
0000306057	CONTRACT PROFESSIONAL	0.00	0.00	0.00	50,906.74	3,572.44	0.00	54,479.18
0000327798	RAIL SERVICES CONTROLLER (DATE LAST EMPLOYED 07-Jul-2021)	86,632.00	86,632.00	0.00	93,425.43	42,954.32	5,192.09	141,571.84
0000322165	*BUS OPERATOR	49,649.60	51,147.20	1,497.60	52,617.19	3,163.16	1,634.68	57,415.03
0000341966	*BUS OPERATOR	36,171.20	36,171.20	0.00	19,629.35	1,432.62	0.00	21,061.97
0000330159	*BUS OPERATOR	49,649.60	51,147.20	1,497.60	53,913.74	26,414.22	4,270.25	84,598.21
0000305166	*BUS OPERATOR	50,169.60	51,667.20	1,497.60	55,976.16	14,088.59	0.00	70,064.75
0000330932	*BUS OPERATOR	49,649.60	51,147.20	1,497.60	55,027.13	5,387.33	0.00	60,414.46
0000321812	OFFICE ADMINISTRATOR II	57,229.90	57,229.90	0.00	57,230.19	0.00	2,341.46	59,571.65
0000322254	*JOURNEYMAN AA BUS TECHNICIAN	54,537.60	56,180.80	1,643.20	60,455.28	1,182.87	225.00	61,863.15
0000303394	MGR DISPOSITION & APPRAISAL (DATE LAST EMPLOYED 01-Apr-2021)	112,177.26	112,177.26	0.00	87,584.61	0.00	25,083.42	112,668.03
0000345619	*BUS OPERATOR	36,171.20	36,171.20	0.00	23,664.60	2,478.14	0.00	26,142.74
0000345430	SYSTEM SAFETY COORDINATOR	106,214.16	106,214.16	0.00	81,703.27	0.00	2,178.76	83,882.03
0000323963	TRANSIT POLICE SERGEANT	72,758.40	72,758.40	0.00	76,625.69	37,122.55	10,494.00	124,242.24
0000343971	*BUS OPERATOR	35,110.40	39,894.40	4,784.00	40,934.73	5,865.65	0.00	46,800.38
0000306497	OCCUPATIONAL MED SER WELL SPEC	60,942.44	60,942.44	0.00	60,239.56	0.00	9,032.01	69,271.57
0000334960	*JOURNEYMAN AUTOMOTIVE TECH	54,537.60	56,180.80	1,643.20	60,010.26	14,080.87	225.00	74,316.13
0000336075	*JOURNEYMAN ET-COMPUTER MAINT	54,537.60	56,180.80	1,643.20	57,045.51	6,473.95	225.00	63,744.46
0000332195	*MATERIAL CONTROLLER LEAD	46,529.60	50,523.20	3,993.60	53,055.15	3,046.85	0.00	56,102.00
0000324618	CONFIG MGMT ANALYST	92,521.52	92,521.52	0.00	92,521.61	0.00	14,234.08	106,755.69
0000345856	TRANSIT POLICE OFFICER	40,851.20	40,851.20	0.00	22,790.40	0.00	0.00	22,790.40
0000330755	DIVERSITY PROGRAM ADMIN	80,288.52	80,288.52	0.00	80,288.70	0.00	0.00	80,288.70
0000334982	FOREMAN TRACK & STRCT	58,968.00	58,968.00	0.00	64,480.85	18,342.45	0.00	82,823.30
0000344991	PROTECTIVE SPEC POLICE CADET	31,200.00	31,200.00	0.00	34,700.00	855.00	900.00	36,455.00
0000345674	TRANSIT POLICE OFFICER	44,200.00	44,200.00	0.00	28,414.08	669.39	0.00	29,083.47
0000332193	*BUS OPERATOR	49,649.60	51,147.20	1,497.60	55,720.53	10,054.19	0.00	65,774.72
0000312197	*PT BUS OPERATOR	0.00	0.00	0.00	21,800.69	0.00	0.00	21,800.69
0000331920	*STATION AGENT	44,408.00	45,760.00	1,352.00	49,970.40	341.63	0.00	50,312.03
0000316129	FOREMAN TRACK & STRCT	60,756.80	60,756.80	0.00	66,155.56	17,613.70	1,168.40	84,937.66
0000334978	*BUS OPERATOR	49,649.60	51,147.20	1,497.60	55,801.42	22,506.14	0.00	78,307.56

**METROPOLITAN ATLANTA RAPID TRANSIT AUTHORITY (MARTA)**  
**MARTOC REPORT**

EE NUMBER	TITLE	FY 20 BASE SALARY	FY 21 BASE SALARY	DIFFERENCE +/-	REGULAR EARNINGS	OVERTIME EARNINGS	OTHER EARNINGS	TOTAL EARNINGS
0000341960	*SERVICEPERSON IV	37,752.00	37,752.00	0.00	19,893.64	217.80	0.00	20,111.44
0000323031	INSTRUCTOR RAIL OPERATIONS	63,169.60	63,169.60	0.00	66,669.60	2,824.41	7,744.35	77,238.36
0000344411	*RAIL STATION CLEANER	28,704.00	33,092.80	4,388.80	34,992.61	3,951.62	0.00	38,944.23
0000339295	*BUS OPERATOR	42,369.60	47,424.00	5,054.40	50,701.93	13,538.33	0.00	64,240.26
0000337648	INSTRUCTOR BUS OPERATIONS	58,344.00	58,344.00	0.00	61,844.00	189.34	0.00	62,033.34
0000327665	*JOURNEYMAN ELEC POWER ELECT	54,537.60	56,180.80	1,643.20	61,819.70	27,799.55	225.00	89,844.25
0000322810	*RAIL OPERATOR	49,649.60	51,147.20	1,497.60	55,678.46	4,486.72	0.00	60,165.18
0000304647	*BUS OPERATOR	49,649.60	51,147.20	1,497.60	47,148.77	404.99	3,000.20	50,553.96
0000324793	*JOURNEYMAN TRACK MAINTAINER	51,272.00	54,433.60	3,161.60	59,164.73	23,897.54	0.00	83,062.27
0000304844	*BUS OPERATOR	50,169.60	51,667.20	1,497.60	55,608.86	13,841.58	0.00	69,450.44
0000338387	TRANSIT POLICE OFFICER SR	47,798.40	49,691.20	1,892.80	48,227.05	1,699.47	220.90	50,147.42
0000337464	COMPENSATION ANALYST III	79,992.64	79,992.64	0.00	79,992.91	0.00	3,076.65	83,069.56
0000305806	*JOURNEYMAN ELEC POWER ELECT	54,537.60	56,180.80	1,643.20	59,834.62	9,199.09	225.00	69,258.71
0000329334	*JOURNEYMAN BUS TECHNICIAN	53,705.60	55,328.00	1,622.40	61,121.18	8,563.57	225.00	69,909.75
0000341488	TRANSIT POLICE OFFICER SR (DATE LAST EMPLOYED 28-May-2021)	45,947.20	49,691.20	3,744.00	48,932.18	950.01	2,691.69	52,573.88
0000321976	*BUS OPERATOR	49,649.60	51,147.20	1,497.60	47,816.86	13,446.42	0.00	61,263.28
0000322737	QA ENGINEER	81,882.84	81,882.84	0.00	85,383.32	0.00	2,183.55	87,566.87
0000338458	*BUS OPERATOR	42,369.60	47,424.00	5,054.40	50,013.96	16,446.96	694.08	67,155.00
0000326411	BUYER PLANNER III	76,835.46	76,835.46	0.00	74,018.28	0.00	5,181.56	79,199.84
0000305248	*BUS OPERATOR	49,649.60	51,147.20	1,497.60	44,838.58	2,426.51	1,909.60	49,174.69
0000322138	*JOURNEYMAN BUS TECHNICIAN	53,705.60	55,328.00	1,622.40	58,712.08	2,470.22	225.00	61,407.30
0000341805	TRANSIT POLICE OFFICER SR	42,515.20	45,947.20	3,432.00	24,225.96	597.87	2,089.56	26,913.39
0000302277	BENEFITS ANALYST III	78,657.54	71,506.76	-7,150.78	75,632.32	0.00	7,847.42	83,479.74
0000324397	*JOURNEYMAN ET-TRAIN CONTROL	54,537.60	56,180.80	1,643.20	59,499.22	157.32	225.00	59,881.54
0000341189	INSTRUCTOR TRACK	62,587.20	62,587.20	0.00	65,866.65	677.03	0.00	66,543.68
0000344071	FIELD INSPECTOR II	52,767.00	52,767.00	0.00	57,241.16	7,942.11	0.00	65,183.27
0000335147	*JOURNEYMAN ET-RAIL CAR MAINT	54,537.60	56,180.80	1,643.20	60,459.03	12,087.92	225.00	72,771.95
0000327315	*JOURNEYMAN RAIL CAR MECHANIC	54,537.60	56,180.80	1,643.20	60,531.47	6,751.43	225.00	67,507.90
0000310944	*BUS OPERATOR	49,649.60	51,147.20	1,497.60	44,066.89	3,873.76	0.00	47,940.65
0000320594	TRANSIT SYSTEM PROJECT PLANNER	83,018.52	87,999.86	4,981.34	83,977.09	0.00	4,766.55	88,743.64
0000302560	TRANSIT POLICE MAJOR	96,624.58	106,287.22	9,662.64	104,510.18	0.00	3,964.10	108,474.28
0000338978	*SERVICEPERSON I	38,022.40	39,166.40	1,144.00	42,668.09	559.11	0.00	43,227.20
0000338585	*JOURNEYMAN OVERHAULER	54,537.60	56,180.80	1,643.20	45,106.69	5,036.18	1,623.40	51,766.27
0000321779	*BUS OPERATOR	49,649.60	51,147.20	1,497.60	51,644.41	5,802.79	2,421.56	59,868.76

## MARTOC REPORT

EE NUMBER	TITLE	FY 20	FY 21	DIFFERENCE	REGULAR	OVERTIME	OTHER	TOTAL
		BASE SALARY	BASE SALARY	+/-	EARNINGS	EARNINGS	EARNINGS	EARNINGS
0000303728	*SERVICEPERSON I	38,542.40	39,686.40	1,144.00	45,272.68	27,508.98	0.00	72,781.66
0000325012	*JOURNEYMAN SUPPORT EQUIPMENT	54,537.60	56,180.80	1,643.20	59,376.29	3,430.19	225.00	63,031.48
0000306912	CONTRACT PROFESSIONAL	0.00	0.00	0.00	61,990.77	57.39	0.00	62,048.16
0000320848	*JOURNEYMAN STRUCTURAL INSPECT	54,537.60	56,180.80	1,643.20	60,052.96	13,537.86	1,573.20	75,164.02
0000331401	INSTRUCTOR BUS OPERATIONS	56,638.40	56,638.40	0.00	60,138.40	3,308.45	0.00	63,446.85
0000328940	TRANSIT POLICE OFFICER SR	60,465.60	60,465.60	0.00	61,640.00	7,587.27	7,500.06	76,727.33
0000339546	*BUS OPERATOR	35,110.40	39,894.40	4,784.00	42,361.15	9,693.98	0.00	52,055.13
0000331462	DISPATCHER-RAIL TRANSPORTATION	56,555.20	56,555.20	0.00	52,028.75	2,691.83	5,655.52	60,376.10
0000322441	INSTRUCTOR RAIL OPERATIONS	60,736.00	60,736.00	0.00	60,337.22	3,197.40	3,898.79	67,433.41
0000326863	CJIT-CALL TAKER	42,140.80	42,140.80	0.00	46,370.34	1,853.79	0.00	48,224.13
0000322488	SUPV BUS MAINTENANCE	63,211.20	63,211.20	0.00	65,753.93	7,415.17	8,661.15	81,830.25
0000302883	*STATION AGENT	44,928.00	46,280.00	1,352.00	49,644.40	778.58	172.80	50,595.78
0000330157	*SERVICEPERSON I	38,022.40	39,166.40	1,144.00	44,659.33	11,299.94	301.28	56,260.55
0000321311	*RAIL STATION CLEANER	33,945.60	34,964.80	1,019.20	41,067.56	21,099.60	0.00	62,167.16
0000334953	ADMINISTRATIVE ASSISTANT	40,072.50	40,072.50	0.00	38,819.04	30.83	1,233.04	40,082.91
0000344583	*JOURNEYMAN TRACK MAINTAINER	47,320.00	48,755.20	1,435.20	51,582.66	12,287.80	0.00	63,870.46
0000335724	*JOURNEYMAN ET-RADIO MAINT	54,537.60	56,180.80	1,643.20	63,213.50	46,823.01	225.00	110,261.51
0000345367	SUPV BUS SCHEDULING	91,168.22	91,168.22	0.00	66,623.03	0.00	0.00	66,623.03
0000325360	*JOURNEYMAN ET-TRAIN CONTROL	54,537.60	56,180.80	1,643.20	61,700.81	28,396.65	225.00	90,322.46
0000325328	*JOURNEYMAN ET-RADIO MAINT	54,537.60	56,180.80	1,643.20	48,751.22	17,678.87	860.60	67,290.69
0000342112	TRANSIT POLICE OFFICER SR	44,200.00	47,798.40	3,598.40	49,550.59	20,157.33	4,121.50	73,829.42
0000329368	*BUS OPERATOR	49,649.60	51,147.20	1,497.60	55,879.72	15,514.73	0.00	71,394.45
0000339023	*JOURNEYMAN RAIL CAR MECHANIC	47,320.00	53,227.20	5,907.20	52,409.67	5,472.69	1,999.80	59,882.16
0000334700	TRANSIT POLICE OFFICER SPECIAL	53,768.00	58,156.80	4,388.80	61,325.70	12,104.99	2,796.00	76,226.69
0000346031	*JOURNEYMAN TRACK MAINTAINER	48,755.20	48,755.20	0.00	18,689.12	2,610.63	0.00	21,299.75
0000302626	GEN FOREMAN TRACK & STRUC INSP	74,270.82	74,270.82	0.00	75,985.56	0.00	6,070.27	82,055.83
0000339294	*BUS OPERATOR	42,369.60	47,424.00	5,054.40	37,391.54	961.79	2,352.93	40,706.26
0000334405	*JOURNEYMAN ET-RADIO MAINT	54,537.60	56,180.80	1,643.20	58,650.08	18,251.90	644.52	77,546.50
0000335503	*MATERIAL CONTROLLER	46,529.60	49,982.40	3,452.80	48,248.46	830.52	1,317.68	50,396.66
0000341998	REDUCED FARE REPRESENTATIVE	33,871.50	33,871.50	0.00	37,376.01	13.03	0.00	37,389.04
0000335790	*BUS OPERATOR	49,649.60	51,147.20	1,497.60	56,482.09	40,383.76	0.00	96,865.85
0000316645	*STATION AGENT	44,408.00	45,760.00	1,352.00	50,002.71	8,366.24	1,211.20	59,580.15
0000338969	MGR LABOR RELATIONS	108,941.82	99,300.76	-9,641.06	105,233.87	0.00	4,981.62	110,215.49
0000322563	SUPV BUS MAINTENANCE	57,262.40	57,262.40	0.00	60,872.52	12,870.28	8,809.60	82,552.40
0000335206	*BUS OPERATOR	49,649.60	51,147.20	1,497.60	38,714.09	548.74	3,943.48	43,206.31

METROPOLITAN ATLANTA RAPID TRANSIT AUTHORITY (MARTA)  
MARTOC REPORT

EE NUMBER	TITLE	FY 20 BASE SALARY	FY 21 BASE SALARY	DIFFERENCE +/-	REGULAR EARNINGS	OVERTIME EARNINGS	OTHER EARNINGS	TOTAL EARNINGS
0000303668	FIELD INSPECTOR (DATE LAST EMPLOYED 01-Oct-2020)	66,982.50	66,982.50	0.00	16,505.19	360.69	5,348.64	22,214.52
0000340149	*JOURNEYMAN BUS TECHNICIAN	51,500.80	53,227.20	1,726.40	57,148.70	685.98	225.00	58,059.68
0000323115	TRANSIT POLICE OFFICER SR (DATE LAST EMPLOYED 09-Oct-2020)	60,465.60	60,465.60	0.00	18,604.80	654.08	954.37	20,213.25
0000302022	SR TRANSIT SYSTEMS PLANNER	76,565.32	82,233.58	5,668.26	75,354.12	0.00	11,833.69	87,187.81
0000302679	*JOURNEYMAN BUS TECHNICIAN	54,225.60	55,848.00	1,622.40	58,068.50	16,288.12	225.00	74,581.62
0000345451	*BUS OPERATOR	36,171.20	36,171.20	0.00	29,825.34	4,145.49	0.00	33,970.83
0000304681	FOREMAN MAINT LANDSCAPE	65,998.40	65,998.40	0.00	68,927.26	4,696.04	2,792.24	76,415.54
0000337367	TRANSIT POLICE SERGEANT	55,931.20	62,192.00	6,260.80	62,933.25	7,033.36	0.00	69,966.61
0000317442	*SERVICEPERSON I	38,022.40	39,166.40	1,144.00	40,066.26	1,329.87	2,055.82	43,451.95
0000340585	*BUS OPERATOR	38,729.60	43,659.20	4,929.60	31,727.93	10,878.60	1,166.22	43,772.75
0000336338	*JOURNEYMAN BUS TECHNICIAN	50,252.80	53,060.80	2,808.00	55,377.92	1,773.66	836.56	57,988.14
0000342595	*BUS OPERATOR	38,729.60	43,659.20	4,929.60	35,576.10	2,084.68	3,348.68	41,009.46
0000335385	*BUS OPERATOR	49,649.60	51,147.20	1,497.60	30,715.76	1,317.33	1,787.41	33,820.50
0000316512	COMMUNICATIONS COORD IOC	49,566.40	49,566.40	0.00	52,691.08	756.65	0.00	53,447.73
0000345407	*SERVICEPERSON I	37,502.40	37,502.40	0.00	32,388.46	4,204.44	0.00	36,592.90
0000338260	RECRUITING OFFICER II	63,654.50	63,654.50	0.00	58,268.59	0.00	5,386.26	63,654.85
0000341381	*BUS OPERATOR (DATE LAST EMPLOYED 16-Jul-2021)	38,729.60	43,659.20	4,929.60	32,818.63	1,603.52	5,931.83	40,353.98
0000343831	*BUS OPERATOR	35,110.40	39,894.40	4,784.00	42,485.18	3,233.54	153.44	45,872.16
0000311496	TRANSIT PROGRAM SALES ASSOC	66,633.06	66,633.06	0.00	66,633.17	0.00	2,700.87	69,334.04
0000337530	*MATERIAL CONTROLLER	45,468.80	47,944.00	2,475.20	47,838.89	0.00	2,311.52	50,150.41
0000342752	*BUS OPERATOR	35,110.40	39,894.40	4,784.00	42,806.76	2,601.15	1,503.04	46,910.95
0000305559	*RAIL OPERATOR	50,169.60	51,667.20	1,497.60	49,686.49	8,914.45	7,479.21	66,080.15
0000320502	CJIT-CALL TAKER	42,140.80	42,140.80	0.00	44,951.96	1,777.82	2,390.68	49,120.46
0000342221	CHF CAPITAL PRGS EXP & INNOV (DATE LAST EMPLOYED 07-Apr-2021)	265,000.06	265,000.06	0.00	228,154.10	0.00	55,249.17	283,403.27
0000306350	*BUS OPERATOR	49,649.60	51,147.20	1,497.60	54,856.81	7,912.59	0.00	62,769.40
0000304341	SUPV BUS TRANSPORTATION	65,644.80	65,644.80	0.00	70,154.72	19,425.18	0.00	89,579.90
0000319033	*BUS OPERATOR	49,649.60	51,147.20	1,497.60	45,229.26	2,362.60	4,282.79	51,874.65
0000338466	CAPITAL PROJECTS ADMINISTRATOR	46,722.00	46,722.00	0.00	46,722.00	0.00	0.00	46,722.00
0000335632	SR FINANCIAL ANALYST	89,445.46	89,445.46	0.00	87,037.70	0.00	9,609.76	96,647.46
0000345483	*BUS OPERATOR	36,171.20	36,171.20	0.00	22,429.86	1,366.78	0.00	23,796.64
0000302875	SUPV BUS MAINTENANCE (DATE LAST EMPLOYED 01-Aug-2021)	60,756.80	60,756.80	0.00	65,425.23	6,995.83	0.00	72,421.06
0000314949	CAPITAL PROJECT COORDINATOR	70,645.12	70,645.12	0.00	60,831.75	0.00	16,357.47	77,189.22
0000305263	GEN FOREMAN BLDGS & SUPP EQUIP	81,722.68	81,722.68	0.00	85,673.45	0.00	6,989.20	92,662.65
0000326901	*BUS OPERATOR	49,649.60	51,147.20	1,497.60	55,305.80	3,270.02	1,618.70	60,194.52

**METROPOLITAN ATLANTA RAPID TRANSIT AUTHORITY (MARTA)**  
**MARTOC REPORT**

EE NUMBER	TITLE	FY 20 BASE SALARY	FY 21 BASE SALARY	DIFFERENCE +/-	REGULAR EARNINGS	OVERTIME EARNINGS	OTHER EARNINGS	TOTAL EARNINGS
0000332342	*BUS OPERATOR	42,369.60	47,424.00	5,054.40	42,898.36	5,576.01	1,671.18	50,145.55
0000344032	*SERVICEPERSON IV	36,649.60	41,849.60	5,200.00	44,297.86	5,102.21	0.00	49,400.07
0000315143	TRANSIT POLICE LIEUTENANT	88,628.80	88,628.80	0.00	92,128.80	660.46	0.00	92,789.26
0000340059	*BUS OPERATOR	42,369.60	47,424.00	5,054.40	33,832.38	3,903.11	896.28	38,631.77
0000330847	FIELD DATA COLLECTION SPEC	39,643.50	39,643.50	0.00	43,643.55	304.95	0.00	43,948.50
0000339704	*JOURNEYMAN TRACK MAINTAINER	37,211.20	48,755.20	11,544.00	35,084.85	2,501.77	2,739.28	40,325.90
0000333184	CJIT-CALL TAKER	38,542.40	38,542.40	0.00	42,151.53	1,181.29	0.00	43,332.82
0000344745	*JOURNEYMAN BUS TECHNICIAN (DATE LAST EMPLOYED 05-Apr-2021)	47,320.00	48,755.20	1,435.20	30,538.73	2,220.22	225.00	32,983.95
0000322936	SUPT SERVICE QUALITY	80,700.88	80,700.88	0.00	83,890.75	0.00	6,932.03	90,822.78
0000339290	*BUS OPERATOR	42,369.60	47,424.00	5,054.40	47,708.04	6,476.69	1,887.50	56,072.23
0000314998	MECHANICAL ENGINEER VI	84,880.90	84,880.90	0.00	88,381.18	0.00	6,529.32	94,910.50
0000316541	*BUS OPERATOR	49,649.60	51,147.20	1,497.60	48,014.80	2,225.35	4,276.00	54,516.15
0000305239	*BUS OPERATOR	50,169.60	51,667.20	1,497.60	47,188.78	1,853.15	7,556.88	56,598.81
0000327044	MGR FIELD DATA COLLECTION	98,605.78	100,104.16	1,498.38	99,931.54	0.00	2,926.14	102,857.68
0000330744	TRANSIT POLICE LIEUTENANT	79,164.80	82,347.20	3,182.40	84,233.48	11,027.55	5,975.42	101,236.45
0000321148	*BUS OPERATOR	49,649.60	51,147.20	1,497.60	45,119.58	1,243.98	3,899.84	50,263.40
0000322251	*JOURNEYMAN ET-RAIL CAR MAINT	54,537.60	56,180.80	1,643.20	60,857.05	24,527.26	225.00	85,609.31
0000337270	ARCHITECT IV	70,626.40	70,626.40	0.00	70,626.91	0.00	0.00	70,626.91
0000336454	FIELD INSPECTOR II	57,681.00	57,681.00	0.00	62,586.05	17,319.09	2,958.00	82,863.14
0000317060	TRANSIT POLICE OFFICER SPECIAL	62,878.40	62,878.40	0.00	41,599.59	16,882.48	2,932.31	61,414.38
0000325087	ELECTRICAL ENGINEER V	83,824.00	83,824.00	0.00	83,824.46	0.00	10,316.84	94,141.30
0000321101	GEN SUPT RAIL LINE	93,588.82	101,805.34	8,216.52	97,089.08	0.00	14,314.81	111,403.89
0000342877	*PT BUS OPERATOR (DATE LAST EMPLOYED 02-Aug-2021)	0.00	0.00	0.00	43,741.13	6,010.17	0.00	49,751.30
0000341511	TRANSIT POLICE OFFICER SR	45,947.20	49,691.20	3,744.00	41,533.97	5,655.54	3,761.84	50,951.35
0000303566	*SERVICEPERSON IV	40,622.40	42,369.60	1,747.20	43,535.38	790.30	1,303.68	45,629.36
0000304417	*JOURNEYMAN SUPPORT EQUIPMENT	55,057.60	56,700.80	1,643.20	65,011.64	16,388.28	225.00	81,624.92
0000306606	SUPT RAIL CAR MAINT	80,542.80	80,542.80	0.00	84,042.82	0.00	1,239.12	85,281.94
0000338081	SUPV STATION CARE	46,030.40	58,968.00	12,937.60	51,171.50	9,156.58	2,013.60	62,341.68
0000341360	FIELD INSPECTOR II (DATE LAST EMPLOYED 24-May-2021)	52,767.00	52,767.00	0.00	53,073.92	7,590.33	2,552.57	63,216.82
0000341475	*CUSTODIAN LIGHT RAIL OPS	33,945.60	34,964.80	1,019.20	38,854.58	12,940.24	0.00	51,794.82
0000345449	*BUS OPERATOR	36,171.20	36,171.20	0.00	28,852.21	5,298.74	0.00	34,150.95
0000345488	TRANSIT POLICE OFFICER	40,851.20	40,851.20	0.00	32,457.50	634.62	0.00	33,092.12
0000342984	*BUS OPERATOR	35,110.40	39,894.40	4,784.00	43,765.04	4,565.41	0.00	48,330.45
0000306236	*STATION AGENT	44,928.00	46,280.00	1,352.00	50,974.95	7,290.75	528.80	58,794.50

**METROPOLITAN ATLANTA RAPID TRANSIT AUTHORITY (MARTA)**  
**MARTOC REPORT**

EE NUMBER	TITLE	FY 20	FY 21	DIFFERENCE	REGULAR	OVERTIME	OTHER	TOTAL
		BASE SALARY	BASE SALARY	+/-	EARNINGS	EARNINGS	EARNINGS	EARNINGS
0000333875	*BUS OPERATOR	49,649.60	51,147.20	1,497.60	51,449.79	11,301.53	3,234.24	65,985.56
0000329159	*BUS OPERATOR	49,649.60	51,147.20	1,497.60	55,252.84	8,841.99	1,735.92	65,830.75
0000323501	SR DIR VEHICLE PROCUREMENT	132,461.16	148,000.06	15,538.90	140,828.74	0.00	0.00	140,828.74
0000330756	*SERVICEPERSON I	38,022.40	39,166.40	1,144.00	37,687.66	3,638.51	2,696.38	44,022.55
0000343691	*BUS OPERATOR (DATE LAST EMPLOYED 05-May-2021)	35,110.40	39,894.40	4,784.00	30,820.23	4,977.43	613.76	36,411.42
0000331925	*BUS OPERATOR	49,649.60	51,147.20	1,497.60	52,841.32	12,265.16	2,263.88	67,370.36
0000338005	*RAIL OPERATOR	46,030.40	51,147.20	5,116.80	24,108.69	1,020.77	2,773.56	27,903.02
0000339581	*JOURNEYMAN RAIL CAR MECHANIC	57,262.40	48,755.20	-8,507.20	57,866.35	13,035.50	4,404.80	75,306.65
0000336169	*JOURNEYMAN ET-TELEPHONE MAINT	54,537.60	56,180.80	1,643.20	59,030.10	3,422.45	225.00	62,677.55
0000302696	PROJECT MANAGER II	74,888.32	100,000.16	25,111.84	98,068.60	0.00	5,769.24	103,837.84
0000317197	CONTRACT EMP PT POLICE OFFICER	0.00	0.00	0.00	50,983.01	0.00	0.00	50,983.01
0000341139	*BUS OPERATOR	38,729.60	43,659.20	4,929.60	46,260.98	32,608.67	978.64	79,848.29
0000344461	*BUS OPERATOR	39,894.40	39,894.40	0.00	34,124.43	3,021.79	0.00	37,146.22
0000325079	*JOURNEYMAN ELEC POWER ELECT	54,537.60	56,180.80	1,643.20	59,139.15	5,386.19	225.00	64,750.34
0000338427	FIELD INSPECTOR II	56,004.00	56,004.00	0.00	59,360.40	14,532.32	0.00	73,892.72
0000339956	GRANT & CAPITAL ANALYST	88,909.86	95,000.10	6,090.24	90,783.97	0.00	2,735.70	93,519.67
0000332719	SUPV CAR REPAIR INSPECTION (DATE LAST EMPLOYED 01-May-2021)	62,587.20	62,587.20	0.00	51,377.83	5,732.20	5,777.28	62,887.31
0000320968	*SERVICEPERSON I	38,022.40	39,166.40	1,144.00	43,181.44	4,380.25	0.00	47,561.69
0000332345	*BUS OPERATOR	49,649.60	51,147.20	1,497.60	34,927.10	935.37	381.92	36,244.39
0000316721	*BUS OPERATOR	49,649.60	51,147.20	1,497.60	50,211.15	7,941.42	5,074.41	63,226.98
0000339162	*BUS OPERATOR	42,369.60	47,424.00	5,054.40	48,321.72	2,240.13	0.00	50,561.85
0000302867	RECRUITING OFFICER II	64,728.30	64,728.30	0.00	64,728.45	0.00	4,282.03	69,010.48
0000334024	*BUS OPERATOR	49,649.60	51,147.20	1,497.60	49,614.47	4,847.50	3,899.84	58,361.81
0000334456	*STATION AGENT	44,408.00	45,760.00	1,352.00	36,838.20	82.50	1,312.76	38,233.46
0000306368	MARKETING & SALES TEAM COORD	62,111.66	62,111.66	0.00	61,872.97	0.00	3,583.38	65,456.35
0000319624	*JOURNEYMAN RAIL CAR MECHANIC	54,537.60	56,180.80	1,643.20	60,998.23	11,278.97	225.00	72,502.20
0000330162	*BUS OPERATOR	49,649.60	51,147.20	1,497.60	52,843.46	13,206.51	0.00	66,049.97
0000324185	*JOURNEYMAN SUPPORT EQUIPMENT	54,537.60	56,180.80	1,643.20	60,580.19	4,246.27	441.08	65,267.54
0000346005	SYSTEM SAFETY COORDINATOR	75,973.04	75,973.04	0.00	26,298.38	0.00	0.00	26,298.38
0000303120	*BUS OPERATOR	50,169.60	51,667.20	1,497.60	57,081.72	8,072.96	0.00	65,154.68
0000334029	*PT BUS OPERATOR	0.00	0.00	0.00	25,592.11	0.00	0.00	25,592.11
0000305919	*JOURNEYMAN ET-RADIO MAINT	54,537.60	56,700.80	2,163.20	61,254.52	11,157.82	225.00	72,637.34
0000304139	*STATION AGENT	44,928.00	46,280.00	1,352.00	54,794.01	10,953.06	0.00	65,747.07
0000342247	TRANSIT POLICE OFFICER SR	42,515.20	45,947.20	3,432.00	47,671.07	11,990.54	1,124.20	60,785.81
0000330605	*BUS OPERATOR	38,729.60	43,659.20	4,929.60	33,181.31	4,795.85	0.00	37,977.16

**METROPOLITAN ATLANTA RAPID TRANSIT AUTHORITY (MARTA)**  
**MARTOC REPORT**

EE NUMBER	TITLE	FY 20 BASE SALARY	FY 21 BASE SALARY	DIFFERENCE +/-	REGULAR EARNINGS	OVERTIME EARNINGS	OTHER EARNINGS	TOTAL EARNINGS
0000337242	(DATE LAST EMPLOYED 18-Jun-2021) TRANSIT POLICE OFFICER SPECIAL	62,878.40	62,878.40	0.00	67,285.30	13,558.19	1,209.20	82,052.69
0000304726	*BUS OPERATOR	49,649.60	51,147.20	1,497.60	55,422.34	16,887.96	0.00	72,310.30
0000330981	*RAIL OPERATOR	49,649.60	51,147.20	1,497.60	45,127.34	10,808.78	3,832.17	59,768.29
0000316272	*RAIL OPERATOR	49,649.60	51,147.20	1,497.60	54,525.13	12,787.31	1,348.24	68,660.68
0000304036	*JOURNEYMAN ET-RADIO MAINT	55,057.60	56,700.80	1,643.20	60,940.00	21,224.72	225.00	82,389.72
0000341335	*BUS OPERATOR	38,729.60	43,659.20	4,929.60	44,568.03	8,203.44	0.00	52,771.47
0000340977	CJIT-CALL TAKER	39,707.20	39,707.20	0.00	31,941.29	372.26	3,690.70	36,004.25
0000339945	*BUS OPERATOR	42,369.60	47,424.00	5,054.40	39,967.21	6,491.81	4,295.68	50,754.70
0000344905	*BUS OPERATOR	36,171.20	36,171.20	0.00	37,197.98	4,866.47	0.00	42,064.45
0000310672	RAIL SYS SOFTWARE ENGINEER VI	98,324.98	98,324.98	0.00	98,325.47	0.00	5,672.61	103,998.08
0000344344	*BUS OPERATOR	39,894.40	39,894.40	0.00	37,344.24	6,832.56	0.00	44,176.80
0000345000	*BUS OPERATOR	36,171.20	36,171.20	0.00	36,170.54	11,105.28	278.24	47,554.06
0000345281	TRACK ALLOCATION PROGRAM MGR	115,223.94	115,223.94	0.00	110,476.02	0.00	0.00	110,476.02
0000334246	*JOURNEYMAN RAIL CAR MECHANIC	54,537.60	56,180.80	1,643.20	59,637.30	1,716.08	225.00	61,578.38
0000344705	*BUS OPERATOR	36,171.20	36,171.20	0.00	32,235.05	2,353.12	881.16	35,469.33
0000322181	(DATE LAST EMPLOYED 31-Jul-2021) *HOSTLER JUNIOR APPRENTICE	40,622.40	41,849.60	1,227.20	44,303.14	3,512.81	937.44	48,753.39
0000328735	TRANSIT POLICE OFFICER SPECIAL	62,878.40	62,878.40	0.00	67,557.37	11,925.75	6,046.00	85,529.12
0000328651	RESIDENT ENGINEER	89,657.36	89,657.36	0.00	93,157.79	0.00	12,598.03	105,755.82
0000326536	*RAIL OPERATOR	46,030.40	51,147.20	5,116.80	53,403.65	13,323.50	2,337.60	69,064.75
0000337268	ELECTRICAL ENGINEER VI (DATE LAST EMPLOYED 19-Mar-2021)	90,673.44	90,673.44	0.00	67,773.31	0.00	28,667.23	96,440.54
0000345497	IT BUSINESS RELATIONSHIP MGR	75,000.38	75,000.38	0.00	51,923.42	0.00	0.00	51,923.42
0000319053	MGR BREEZE PRODUCTS	106,979.86	106,979.86	0.00	106,980.12	0.00	6,571.87	113,551.99
0000342757	SUPV BUS MAINTENANCE	50,752.00	57,262.40	6,510.40	53,446.29	8,134.05	0.00	61,580.34
0000345501	*BUS OPERATOR	36,171.20	36,171.20	0.00	26,123.02	1,879.24	0.00	28,002.26
0000339785	SUPV PARKING SVC	42,471.00	42,471.00	0.00	46,047.23	669.76	0.00	46,716.99
0000318276	*BUS OPERATOR	49,649.60	51,147.20	1,497.60	54,036.98	14,543.84	0.00	68,580.82
0000323177	MGR ROOFING PROGRAM	112,169.98	112,169.98	0.00	112,170.54	0.00	11,792.25	123,962.79
0000339163	*SERVICEPERSON I	34,444.80	39,166.40	4,721.60	39,514.65	677.88	0.00	40,192.53
0000302641	SUPT BUS MAINTENANCE GARAGE	62,608.00	73,065.20	10,457.20	71,408.21	37,203.60	4,431.97	113,043.78
0000322858	*RAIL OPERATOR	46,030.40	51,147.20	5,116.80	51,440.33	6,605.48	0.00	58,045.81
0000343570	*BUS OPERATOR	35,110.40	39,894.40	4,784.00	42,189.30	7,136.04	0.00	49,325.34
0000344863	*JOURNEYMAN ET-HVAC	47,320.00	53,227.20	5,907.20	54,378.49	1,950.53	450.00	56,779.02
0000344464	*BUS OPERATOR	39,894.40	39,894.40	0.00	37,327.67	7,022.16	0.00	44,349.83
0000341948	*JOURNEYMAN ELEC POWER ELECT	47,320.00	48,755.20	1,435.20	52,186.90	8,146.17	225.00	60,558.07

## MARTOC REPORT

EE NUMBER	TITLE	FY 20	FY 21	DIFFERENCE	REGULAR	OVERTIME	OTHER	TOTAL
		BASE SALARY	BASE SALARY	+/-	EARNINGS	EARNINGS	EARNINGS	EARNINGS
0000321491	*JOURNEYMAN ET-RAIL CAR MAINT	54,537.60	56,180.80	1,643.20	58,101.01	7,859.42	4,655.24	70,615.67
0000315324	*BUS OPERATOR	49,649.60	51,147.20	1,497.60	55,080.08	703.98	0.00	55,784.06
0000335637	SUPV PROTECTIVE SPECIALISTS	58,073.60	62,608.00	4,534.40	63,317.62	1,422.24	7,159.60	71,899.46
0000339365	ENVIRO HEALTH SAFETY COORD III	84,872.32	84,872.32	0.00	84,872.61	0.00	0.00	84,872.61
0000340574	TRANSIT POLICE OFFICER SR	49,691.20	51,708.80	2,017.60	52,136.21	10,155.20	2,699.57	64,990.98
0000333295	*TRANSPORTATION ASSISTANT	37,876.80	39,020.80	1,144.00	36,314.67	0.00	1,942.40	38,257.07
0000302114	*RAIL OPERATOR	50,169.60	51,667.20	1,497.60	56,785.10	11,994.15	0.00	68,779.25
0000332974	*RAIL OPERATOR	49,649.60	51,147.20	1,497.60	50,402.31	6,915.55	2,884.34	60,202.20
0000319962	COST ANALYST	73,364.46	73,364.46	0.00	73,364.69	0.00	4,948.16	78,312.85
0000342970	*BUS OPERATOR	35,110.40	38,729.60	3,619.20	22,482.83	3,542.12	0.00	26,024.95
0000302257	(DATE LAST EMPLOYED 14-Jan-2021) *JOURNEYMAN OVERHAULER	55,057.60	56,700.80	1,643.20	61,522.93	11,366.47	225.00	73,114.40
0000321431	SYSTEMS ADMINISTRATOR IOC	101,806.38	101,806.38	0.00	99,848.77	0.00	13,921.98	113,770.75
0000335921	*BUS OPERATOR	49,649.60	51,147.20	1,497.60	56,334.73	24,043.58	775.36	81,153.67
0000334707	*RAIL OPERATOR	49,649.60	51,147.20	1,497.60	51,743.47	7,085.18	2,616.16	61,444.81
0000305232	*JOURNEYMAN AUTOMOTIVE TECH	54,537.60	56,700.80	2,163.20	59,092.93	408.90	225.00	59,726.83
0000322372	*BUS OPERATOR	49,649.60	51,147.20	1,497.60	53,166.78	9,985.73	3,578.84	66,731.35
0000335802	*BUS OPERATOR	49,649.60	51,147.20	1,497.60	57,449.14	26,553.16	590.16	84,592.46
0000345003	FIELD INSPECTOR II	52,767.00	52,767.00	0.00	56,429.36	9,200.40	0.00	65,629.76
0000332448	*JOURNEYMAN TRACK MAINTAINER	47,320.00	48,755.20	1,435.20	40,774.39	7,889.18	3,624.86	52,288.43
0000337378	*RAIL STATION CLEANER	33,945.60	34,964.80	1,019.20	31,788.20	10,771.55	1,488.56	44,048.31
0000343147	DIR DIGITAL MEDIA	116,000.04	116,000.04	0.00	116,000.15	0.00	0.00	116,000.15
0000315213	TRANSIT POLICE OFFICER SPECIAL	62,878.40	62,878.40	0.00	69,068.87	15,372.01	3,023.00	87,463.88
0000339844	FARE COLLECTION ASST	33,286.50	33,286.50	0.00	36,513.49	0.00	0.00	36,513.49
0000327755	TRANSIT POLICE OFFICER SR	58,156.80	60,465.60	2,308.80	58,844.18	0.00	3,981.00	62,825.18
0000337457	*JOURNEYMAN ET-RADIO MAINT	54,537.60	56,180.80	1,643.20	64,367.89	47,829.39	225.00	112,422.28
0000342601	*BUS OPERATOR	38,729.60	43,659.20	4,929.60	42,990.05	12,325.51	0.00	55,315.56
0000322237	SUPV CAR REPAIR INSPECTION	60,736.00	60,736.00	0.00	57,344.80	4,088.00	7,708.96	69,141.76
0000304963	*RAIL OPERATOR	50,169.60	51,667.20	1,497.60	53,911.28	10,819.98	1,981.44	66,712.70
0000330684	*BUS OPERATOR	49,649.60	51,147.20	1,497.60	50,493.83	18,163.78	7,423.52	76,081.13
0000337962	*JOURNEYMAN ET-COMPUTER MAINT	51,667.20	56,180.80	4,513.60	62,523.47	25,567.21	225.00	88,315.68
0000342489	*SERVICEPERSON IV	38,729.60	37,752.00	-977.60	43,308.73	12,544.55	1,262.00	57,115.28
0000339744	*SERVICEPERSON I	38,022.40	39,166.40	1,144.00	43,193.12	5,126.33	0.00	48,319.45
0000335501	*BUS OPERATOR	49,649.60	51,147.20	1,497.60	56,451.92	5,873.17	0.00	62,325.09
0000330987	SUPV RAIL LINE	58,968.00	58,968.00	0.00	62,529.04	20,565.21	3,969.00	87,063.25
0000302480	SYSTEM SAFETY COORDINATOR	83,018.52	83,018.52	0.00	83,019.22	0.00	0.00	83,019.22



**METROPOLITAN ATLANTA RAPID TRANSIT AUTHORITY (MARTA)**  
**MARTOC REPORT**

EE NUMBER	TITLE	FY 20 BASE SALARY	FY 21 BASE SALARY	DIFFERENCE +/-	REGULAR EARNINGS	OVERTIME EARNINGS	OTHER EARNINGS	TOTAL EARNINGS
0000305233	CONTRACT PROFESSIONAL	0.00	0.00	0.00	49,740.61	4,641.51	0.00	54,382.12
0000335189	*JOURNEYMAN ET-RADIO MAINT	54,537.60	56,180.80	1,643.20	57,800.75	34,474.14	1,521.48	93,796.37
0000305750	*BUS OPERATOR	49,649.60	51,147.20	1,497.60	55,911.84	16,193.53	0.00	72,105.37
0000306406	MATERIALS PERFORMANCE ANALYST	63,256.18	63,256.18	0.00	63,256.44	0.00	5,676.87	68,933.31
0000345675	ADMINISTRATIVE ASSISTANT	36,640.50	36,640.50	0.00	21,289.10	0.00	0.00	21,289.10
0000304931	*RAIL OPERATOR	50,169.60	51,667.20	1,497.60	43,974.73	750.05	0.00	44,724.78
0000303467	*BUS OPERATOR	50,169.60	51,667.20	1,497.60	54,350.61	15,334.46	397.44	70,082.51
0000336891	*JOURNEYMAN ET-TRAIN CONTROL	54,537.60	56,180.80	1,643.20	63,155.57	27,991.36	225.00	91,371.93
0000302949	GEN SUPT RAIL CAR MAINTENANCE	95,133.74	95,133.74	0.00	98,633.78	0.00	11,708.79	110,342.57
0000328473	SUPV RAIL LINE	58,968.00	58,968.00	0.00	62,262.50	13,955.37	5,528.25	81,746.12
0000344320	SUPV BUS MAINTENANCE	47,320.00	57,262.40	9,942.40	53,030.21	3,366.73	225.00	56,621.94
0000331374	CJIT-CALL TAKER	42,140.80	42,140.80	0.00	45,904.19	1,603.08	1,620.80	49,128.07
0000335925	SAFETY DATA ANALYST	67,108.86	67,108.86	0.00	67,108.97	0.00	9,122.70	76,231.67
0000302399	TRANSIT POLICE LIEUTENANT	72,758.40	82,347.20	9,588.80	84,283.62	11,301.15	0.00	95,584.77
0000345092	*JOURNEYMAN BUS TECHNICIAN	51,771.20	51,771.20	0.00	29,172.78	2,167.25	225.00	31,565.03
0000320427	MOBILITY CUSTOMER CARE REP	40,930.50	40,930.50	0.00	41,177.28	920.96	2,823.24	44,921.48
0000329573	*JOURNEYMAN ET-HVAC	54,537.60	56,180.80	1,643.20	59,847.11	5,120.57	225.00	65,192.68
0000315081	*JOURNEYMAN RAIL CAR MECHANIC	54,537.60	56,180.80	1,643.20	60,712.32	713.87	225.00	61,651.19
0000340398	*JOURNEYMAN TRACK MAINTAINER	51,667.20	54,433.60	2,766.40	24,008.75	465.75	0.00	24,474.50
0000341880	*BUS OPERATOR	38,729.60	38,729.60	0.00	24,347.02	1,237.06	0.00	25,584.08
0000340159	(DATE LAST EMPLOYED 07-Dec-2020) SUPV NETWORK OPERATIONS CENTER	75,796.76	75,796.76	0.00	67,710.74	0.00	7,774.04	75,484.78
0000302798	*BUS OPERATOR	50,169.60	51,667.20	1,497.60	53,788.34	4,930.49	2,367.36	61,086.19
0000342986	*BUS OPERATOR	35,110.40	39,894.40	4,784.00	41,406.45	7,225.16	604.80	49,236.41
0000338116	SAFETY OPERATIONAL OFFICER	72,774.00	72,774.00	0.00	76,721.84	317.22	0.00	77,039.06
0000303115	*REVENUE AGENT	49,878.40	51,376.00	1,497.60	54,004.40	55.58	0.00	54,059.98
0000315387	*MATERIAL CONTROLLER LEAD	52,166.40	53,747.20	1,580.80	56,752.28	188.10	3,660.16	60,600.54
0000304974	*BUS OPERATOR	50,169.60	51,667.20	1,497.60	56,992.56	28,978.28	0.00	85,970.84
0000309687	*BUS OPERATOR	49,649.60	51,147.20	1,497.60	53,526.17	5,909.39	1,168.80	60,604.36
0000303470	*RAIL OPERATOR	49,649.60	51,147.20	1,497.60	57,113.57	11,285.23	0.00	68,398.80
0000339200	*BUS OPERATOR	42,369.60	47,424.00	5,054.40	49,352.66	9,203.07	488.88	59,044.61
0000304445	*JOURNEYMAN OVERHAULER	55,057.60	56,700.80	1,643.20	63,907.09	15,066.31	225.00	79,198.40
0000320946	SUPV RAIL LINE	63,169.60	63,169.60	0.00	68,499.40	8,678.25	4,160.69	81,338.34
0000340449	*BUS OPERATOR	38,729.60	43,659.20	4,929.60	27,899.02	4,660.45	609.84	33,169.31
0000336755	(DATE LAST EMPLOYED 12-Jul-2021) TRANSIT POLICE OFFICER SPECIAL	53,768.00	55,931.20	2,163.20	54,327.19	5,805.05	2,354.55	62,486.79

## MARTOC REPORT

EE NUMBER	TITLE	FY 20	FY 21	DIFFERENCE	REGULAR	OVERTIME	OTHER	TOTAL
		BASE SALARY	BASE SALARY	+/-	EARNINGS	EARNINGS	EARNINGS	EARNINGS
0000344331	SCADA ENGINEER	92,742.52	92,742.52	0.00	92,742.78	0.00	3,804.84	96,547.62
0000305580	*SERVICEPERSON I	38,542.40	39,686.40	1,144.00	43,373.95	7,468.86	0.00	50,842.81
0000327674	*JOURNEYMAN RAIL CAR MECHANIC	54,537.60	56,180.80	1,643.20	59,566.74	4,901.61	225.00	64,693.35
0000331190	*JOURNEYMAN SUPPORT EQUIPMENT	54,537.60	56,180.80	1,643.20	50,220.84	8,418.32	1,064.04	59,703.20
0000342925	CONTRACT PROFESSIONAL	0.00	0.00	0.00	41,079.54	1,744.57	0.00	42,824.11
0000324310	SUPV CAR REPAIR INSPECTION	62,608.00	62,608.00	0.00	65,355.50	3,852.80	1,565.20	70,773.50
0000339440	TRANSIT POLICE OFFICER SR	47,798.40	49,691.20	1,892.80	53,386.14	4,799.44	1,975.82	60,161.40
0000343974	*JOURNEYMAN BUS TECHNICIAN	50,252.80	52,291.20	2,038.40	55,827.76	5,061.38	225.00	61,114.14
0000316722	*BUS OPERATOR	49,649.60	51,147.20	1,497.60	56,546.24	20,481.39	0.00	77,027.63
0000315308	*SERVICEPERSON II (DATE LAST EMPLOYED 01-Mar-2021)	38,022.40	39,166.40	1,144.00	29,181.09	82.26	383.88	29,647.23
0000344920	PROTECTIVE SPEC POLICE CADET	31,200.00	31,200.00	0.00	34,700.00	5,152.50	1,590.00	41,442.50
0000344649	*JOURNEYMAN BUS TECHNICIAN	47,320.00	51,771.20	4,451.20	53,004.16	9,769.74	225.00	62,998.90
0000337372	*RAIL STATION CLEANER	33,945.60	34,964.80	1,019.20	39,458.24	11,985.54	0.00	51,443.78
0000332356	SUPV BUS TRANSPORTATION	62,379.20	62,379.20	0.00	59,116.51	6,342.92	1,199.60	66,659.03
0000320618	*BUS OPERATOR	49,649.60	51,147.20	1,497.60	52,064.70	10,307.16	2,702.45	65,074.31
0000302700	*JOURNEYMAN RAIL CAR MECHANIC	55,057.60	56,700.80	1,643.20	49,361.58	79.41	10,711.84	60,152.83
0000328636	SUPT BUS COMMUNICATIONS CENTER	72,587.84	72,587.84	0.00	73,854.44	0.00	10,590.44	84,444.88
0000340776	*BUS OPERATOR	38,729.60	43,659.20	4,929.60	33,266.65	338.91	3,016.52	36,622.08
0000330236	*JOURNEYMAN SUPPORT EQUIPMENT	54,537.60	56,180.80	1,643.20	60,869.64	2,588.37	225.00	63,683.01
0000341873	TRANSIT POLICE OFFICER SR	45,947.20	49,691.20	3,744.00	49,111.27	1,439.99	3,058.24	53,609.50
0000333108	TRANSIT POLICE OFFICER SR	51,708.80	53,768.00	2,059.20	35,708.28	756.12	0.00	36,464.40
0000316415	*BUS OPERATOR	49,649.60	51,147.20	1,497.60	40,601.13	568.44	483.16	41,652.73
0000323118	MOBILITY CUSTOMER CARE REP (DATE LAST EMPLOYED 27-May-2021)	40,930.50	40,930.50	0.00	40,332.26	456.61	6,308.36	47,097.23
0000331583	*BUS OPERATOR	49,649.60	51,147.20	1,497.60	42,424.28	497.74	0.00	42,922.02
0000344405	*BUS OPERATOR	39,894.40	39,894.40	0.00	39,772.37	7,251.82	639.27	47,663.46
0000302373	TRANSIT POLICE OFFICER SPECIAL (DATE LAST EMPLOYED 01-Jan-2021)	62,878.40	62,878.40	0.00	33,373.92	12,107.13	18,218.42	63,699.47
0000345816	*BUS OPERATOR	36,171.20	36,171.20	0.00	20,662.54	2,599.42	0.00	23,261.96
0000306625	*RAIL OPERATOR	50,169.60	51,667.20	1,497.60	54,400.83	851.73	2,185.92	57,438.48
0000343676	*BUS OPERATOR	35,110.40	39,894.40	4,784.00	40,731.79	9,468.66	2,490.54	52,690.99
0000329154	*CUSTOMER INFORMATION OPERATOR	37,876.80	39,020.80	1,144.00	40,566.25	1,786.51	0.00	42,352.76
0000303692	*BUS OPERATOR	50,169.60	51,667.20	1,497.60	58,813.09	15,886.20	0.00	74,699.29
0000334390	*STATION AGENT	44,408.00	45,760.00	1,352.00	44,738.81	1,109.75	3,367.00	49,215.56
0000343887	*BUS OPERATOR	35,110.40	39,894.40	4,784.00	41,799.20	2,855.68	1,687.84	46,342.72
0000331639	FOREMAN COMPUTER MAINTENANCE	60,756.80	60,756.80	0.00	67,207.01	21,556.98	0.00	88,763.99

## MARTOC REPORT

EE NUMBER	TITLE	FY 20	FY 21	DIFFERENCE	REGULAR	OVERTIME	OTHER	TOTAL
		BASE SALARY	BASE SALARY	+/-	EARNINGS	EARNINGS	EARNINGS	EARNINGS
0000345429	TRANSIT POLICE OFFICER	40,851.20	40,851.20	0.00	35,677.26	1,954.46	0.00	37,631.72
0000339802	*JOURNEYMAN BUS TECHNICIAN	51,500.80	53,227.20	1,726.40	59,175.78	29,217.00	225.00	88,617.78
0000309725	*BUS OPERATOR	35,110.40	39,894.40	4,784.00	45,603.83	27,084.29	0.00	72,688.12
0000324636	*JOURNEYMAN TRACK MAINTAINER	51,667.20	56,180.80	4,513.60	59,264.86	27,218.97	0.00	86,483.83
0000341958	*JOURNEYMAN RAIL CAR MECHANIC	50,752.00	48,755.20	-1,996.80	55,054.42	3,457.62	225.00	58,737.04
0000304032	*JOURNEYMAN RAIL CAR MECHANIC	55,057.60	56,700.80	1,643.20	62,035.37	0.00	225.00	62,260.37
0000332577	FIELD INSPECTOR II	59,436.00	59,436.00	0.00	63,713.24	3,520.44	1,219.20	68,452.88
0000316336	*RAIL STATION CLEANER	33,945.60	34,964.80	1,019.20	34,482.73	4,318.88	2,952.38	41,753.99
0000328938	TRANSIT POLICE OFFICER SPECIAL	60,465.60	62,878.40	2,412.80	67,452.83	14,346.65	0.00	81,799.48
0000345795	*BUS OPERATOR	36,171.20	36,171.20	0.00	19,151.31	1,177.25	0.00	20,328.56
0000303517	DISPATCHER RADIO COMMUNICATION	60,548.80	60,548.80	0.00	64,085.20	2,095.98	3,493.20	69,674.38
0000304120	*BUS OPERATOR	50,169.60	51,667.20	1,497.60	53,332.48	12,255.13	3,899.52	69,487.13
0000342746	*BUS OPERATOR (DATE LAST EMPLOYED 24-Jun-2021)	38,729.60	39,894.40	1,164.80	44,589.57	9,301.83	0.00	53,891.40
0000337288	*BUS OPERATOR	46,030.40	51,147.20	5,116.80	54,181.35	32,362.74	0.00	86,544.09
0000337531	*BUS OPERATOR	46,030.40	51,147.20	5,116.80	53,730.42	4,314.19	0.00	58,044.61
0000316211	MGR SUPPLIER DIVERSITY	89,314.16	89,314.16	0.00	89,315.26	0.00	0.00	89,315.26
0000341882	*BUS OPERATOR	38,729.60	43,659.20	4,929.60	44,231.36	17,083.89	0.00	61,315.25
0000341912	TRANSIT POLICE OFFICER SR	42,515.20	45,947.20	3,432.00	46,693.13	10,299.35	2,820.72	59,813.20
0000306483	RAIL SERVICES CONTROLLER	79,851.20	82,867.20	3,016.00	81,982.76	10,187.33	8,253.85	100,423.94
0000320085	*BUS OPERATOR	49,649.60	51,147.20	1,497.60	39,764.27	0.00	4,330.14	44,094.41
0000316697	*BUS DISPATCHER (BLOCKOUT)	38,022.40	49,504.00	11,481.60	52,493.55	11,101.06	0.00	63,594.61
0000317823	*SERVICEPERSON I	38,022.40	39,166.40	1,144.00	44,565.37	8,903.55	150.64	53,619.56
0000326150	GEN SUPT RAIL LINE	83,018.26	92,094.86	9,076.60	86,518.52	0.00	11,069.14	97,587.66
0000345775	*JOURNEYMAN TRACK MAINTAINER	48,755.20	48,755.20	0.00	25,933.02	2,821.59	0.00	28,754.61
0000303223	CONTRACT SERVICES INSPECTOR	48,276.80	48,276.80	0.00	51,776.80	417.78	5,848.92	58,043.50
0000317594	*SERVICEPERSON I	33,945.60	39,166.40	5,220.80	40,960.61	1,955.64	636.48	43,552.73
0000303462	*RAIL OPERATOR	50,169.60	51,667.20	1,497.60	51,603.83	1,405.79	2,928.96	55,938.58
0000304091	*BUS OPERATOR	50,169.60	51,667.20	1,497.60	48,790.16	715.31	5,181.12	54,686.59
0000328130	*PT BUS OPERATOR	0.00	0.00	0.00	23,881.71	169.14	0.00	24,050.85
0000303180	*SERVICEPERSON II	38,542.40	39,686.40	1,144.00	43,713.02	78.09	0.00	43,791.11
0000327291	*RAIL OPERATOR	49,649.60	51,147.20	1,497.60	55,026.60	12,909.89	1,652.39	69,588.88
0000338677	*SERVICEPERSON V	49,753.60	53,060.80	3,307.20	50,777.34	684.06	850.25	52,311.65
0000342677	*SERVICEPERSON VII GROUNDSKEEPR (DATE LAST EMPLOYED 16-Mar-2021)	36,857.60	39,728.00	2,870.40	32,400.57	1,999.08	0.00	34,399.65
0000303590	MGR STRATEGIC PERFORMANCE	107,690.96	107,690.96	0.00	107,691.08	0.00	3,224.66	110,915.74
0000333631	TRANSIT POLICE OFFICER SPECIAL	62,878.40	62,878.40	0.00	67,285.30	18,931.58	6,046.00	92,262.88

## MARTOC REPORT

EE NUMBER	TITLE	FY 20 BASE SALARY	FY 21 BASE SALARY	DIFFERENCE +/-	REGULAR EARNINGS	OVERTIME EARNINGS	OTHER EARNINGS	TOTAL EARNINGS
0000302577	MAINTENANCE PLANNER FACILITIES	63,772.80	63,772.80	0.00	64,171.38	919.80	3,985.80	69,076.98
0000338235	*BUS OPERATOR	46,030.40	51,147.20	5,116.80	53,509.70	26,006.10	1,239.28	80,755.08
0000345030	PRINCIPAL PLANNER/PROJ SCHED	96,000.06	96,000.06	0.00	96,001.03	0.00	0.00	96,001.03
0000308175	PROJECT ENG SURVEY PROGRAMS	84,627.66	84,627.66	0.00	84,627.84	0.00	0.00	84,627.84
0000302374	*SERVICEPERSON IV (DATE LAST EMPLOYED 01-Mar-2021)	41,142.40	42,369.60	1,227.20	28,971.25	207.69	0.00	29,178.94
0000323250	*BUS OPERATOR	49,649.60	51,147.20	1,497.60	36,975.92	152.18	3,718.34	40,846.44
0000337169	TRANSIT POLICE OFFICER SR (DATE LAST EMPLOYED 04-Mar-2021)	51,708.80	53,768.00	2,059.20	38,227.21	17,769.72	5,618.24	61,615.17
0000344743	*BUS OPERATOR (DATE LAST EMPLOYED 28-Apr-2021)	36,171.20	36,171.20	0.00	18,864.74	812.57	2,993.51	22,670.82
0000340158	CAPITAL PROGRAM MANAGER	112,000.20	112,000.20	0.00	112,000.41	0.00	0.00	112,000.41
0000343765	*JOURNEYMAN BUS TECHNICIAN	50,252.80	52,291.20	2,038.40	55,579.40	8,567.28	225.00	64,371.68
0000323003	SR TECHNICAL SERVICES ENGINEER	101,296.52	101,296.52	0.00	101,296.61	0.00	4,311.61	105,608.22
0000345740	*BUS OPERATOR	36,171.20	36,171.20	0.00	22,398.08	2,097.01	0.00	24,495.09
0000343707	TALENT MANAGEMENT SPEC III	64,633.14	64,633.14	0.00	64,633.22	0.00	0.00	64,633.22
0000342982	*BUS OPERATOR	35,110.40	39,894.40	4,784.00	32,719.01	6,168.50	893.79	39,781.30
0000338327	*BUS OPERATOR	46,030.40	51,147.20	5,116.80	27,060.88	903.27	1,638.95	29,603.10
0000321070	*JOURNEYMAN AA BUS TECHNICIAN	51,667.20	56,180.80	4,513.60	58,657.65	9,004.46	225.00	67,887.11
0000337859	*BUS OPERATOR	46,030.40	51,147.20	5,116.80	22,677.76	983.91	0.00	23,661.67
0000336074	FOREMAN COMMUNICATION	60,756.80	60,756.80	0.00	67,002.02	13,027.66	779.20	80,808.88
0000304891	*BUS OPERATOR	50,169.60	51,667.20	1,497.60	55,796.27	22,815.43	0.00	78,611.70
0000302262	CONTRACT PROFESSIONAL	292,500.00	292,500.00	0.00	133,875.00	0.00	0.00	133,875.00
0000319164	DISPATCHER-RAIL TRANSPORTATION	60,028.80	60,028.80	0.00	45,895.78	28.86	4,300.14	50,224.78
0000303165	SUPT RAIL CAR MAINT	78,801.84	78,801.84	0.00	74,421.77	0.00	7,880.34	82,302.11
0000345798	CHF FINANCIAL OFFICER	280,000.24	280,000.24	0.00	149,182.22	0.00	0.00	149,182.22
0000331716	*JOURNEYMAN RAIL CAR MECHANIC	54,537.60	56,180.80	1,643.20	58,286.75	1,126.85	225.00	59,638.60
0000345709	*JOURNEYMAN ET-RADIO MAINT	48,755.20	48,755.20	0.00	29,350.00	0.00	0.00	29,350.00
0000344252	*BUS OPERATOR	35,110.40	39,894.40	4,784.00	36,513.82	5,816.98	1,419.32	43,750.12
0000342977	*BUS OPERATOR	35,110.40	39,894.40	4,784.00	44,132.98	5,773.88	0.00	49,906.86
0000320236	*DYNAMOMETER OPERATOR	54,537.60	56,180.80	1,643.20	60,307.61	11,297.87	225.00	71,830.48
0000339070	*BUS OPERATOR	42,369.60	47,424.00	5,054.40	47,775.00	5,712.35	162.96	53,650.31
0000344163	*BUS OPERATOR	39,894.40	39,894.40	0.00	38,002.94	3,710.90	0.00	41,713.84
0000303711	FOREMAN CUSTODIAL SERVICES	55,764.80	55,764.80	0.00	61,087.88	10,241.42	2,439.45	73,768.75
0000321038	*JOURNEYMAN OVERHAULER	54,537.60	56,180.80	1,643.20	61,017.50	15,642.48	225.00	76,884.98
0000317663	TRANSIT POLICE OFFICER SPECIAL	60,465.60	62,878.40	2,412.80	65,008.41	46,699.16	5,523.30	117,230.87
0000318885	*BUS OPERATOR	49,649.60	51,147.20	1,497.60	43,606.90	12,381.70	196.72	56,185.32

## MARTOC REPORT

EE NUMBER	TITLE	FY 20	FY 21	DIFFERENCE	REGULAR	OVERTIME	OTHER	TOTAL
		BASE SALARY	BASE SALARY	+/-	EARNINGS	EARNINGS	EARNINGS	EARNINGS
0000316037	*JOURNEYMAN ET-RADIO MAINT	54,537.60	56,180.80	1,643.20	55,600.63	0.00	3,186.92	58,787.55
0000304500	SUPV COMMUNICATIONS IOC	56,908.80	56,908.80	0.00	60,408.80	1,737.36	7,989.12	70,135.28
0000330688	*BUS OPERATOR	49,649.60	51,147.20	1,497.60	56,918.82	15,182.08	0.00	72,100.90
0000343229	*BUS OPERATOR	35,110.40	39,894.40	4,784.00	34,534.54	2,779.92	1,074.10	38,388.56
0000343223	*BUS OPERATOR	35,110.40	39,894.40	4,784.00	41,731.41	2,759.13	2,654.05	47,144.59
0000303971	ACCOUNTING & TRAVEL COORD	56,472.00	56,472.00	0.00	56,472.00	0.00	6,523.54	62,995.54
0000335854	*RAIL STATION CLEANER	33,945.60	34,964.80	1,019.20	37,171.14	3,516.25	0.00	40,687.39
0000304390	*BUS OPERATOR	50,169.60	51,667.20	1,497.60	28,174.21	10,817.79	12,352.13	51,344.13
0000318561	*BUS OPERATOR	49,649.60	51,147.20	1,497.60	55,818.57	8,153.19	0.00	63,971.76
0000304787	*BUS OPERATOR	50,169.60	51,667.20	1,497.60	60,157.16	28,184.96	0.00	88,342.12
0000304102	*JOURNEYMAN AA BUS TECHNICIAN (DATE LAST EMPLOYED 01-Apr-2021)	55,057.60	56,700.80	1,643.20	48,606.29	9,975.92	225.00	58,807.21
0000323957	SUPT BUS TRANSPORTATION	68,702.40	71,702.02	2,999.62	69,416.39	0.00	8,123.72	77,540.11
0000333185	TRANSIT POLICE OFFICER SR	55,931.20	58,156.80	2,225.60	61,394.73	5,486.97	1,118.40	68,000.10
0000323601	*BUS OPERATOR	49,649.60	51,147.20	1,497.60	40,253.56	2,558.86	4,735.99	47,548.41
0000337377	*RAIL OPERATOR	46,030.40	51,147.20	5,116.80	53,646.34	5,916.93	807.76	60,371.03
0000338900	SR RECRUITER	69,219.02	76,141.00	6,921.98	70,284.05	0.00	2,662.28	72,946.33
0000303786	*JOURNEYMAN RAIL CAR MECHANIC	55,057.60	56,700.80	1,643.20	66,124.85	5,673.54	225.00	72,023.39
0000304951	*JOURNEYMAN AA BUS TECHNICIAN	55,057.60	56,700.80	1,643.20	59,319.01	721.53	225.00	60,265.54
0000324782	SUPT BUS COMMUNICATIONS CENTER	68,619.20	70,082.22	1,463.02	66,764.21	914.70	5,518.52	73,197.43
0000332788	TRANSIT POLICE SERGEANT (DATE LAST EMPLOYED 16-Oct-2020)	55,931.20	62,192.00	6,260.80	18,654.40	1,614.60	8,401.90	28,670.90
0000337935	*RAIL OPERATOR	46,030.40	51,147.20	5,116.80	30,048.21	3,235.21	2,153.96	35,437.38
0000333407	*BUS OPERATOR	49,649.60	51,147.20	1,497.60	55,530.15	3,261.16	0.00	58,791.31
0000335639	TRANSIT POLICE OFFICER SR	60,465.60	60,465.60	0.00	52,986.14	10,356.20	4,505.85	67,848.19
0000315268	CUSTOMER CARE FIELD REP	45,727.50	45,727.50	0.00	49,227.57	0.00	3,180.06	52,407.63
0000344086	ARCHITECT VI	94,000.14	94,000.14	0.00	83,469.80	0.00	0.00	83,469.80
0000322144	*BUS OPERATOR	49,649.60	51,147.20	1,497.60	55,369.31	13,647.78	0.00	69,017.09
0000332072	*BUS OPERATOR	49,649.60	51,147.20	1,497.60	47,671.92	9,109.39	763.84	57,545.15
0000303441	*BUS OPERATOR	50,169.60	51,667.20	1,497.60	52,566.38	16,396.47	993.60	69,956.45
0000343470	*BUS OPERATOR	35,110.40	39,894.40	4,784.00	42,720.98	5,989.17	0.00	48,710.15
0000315248	*BUS OPERATOR (DATE LAST EMPLOYED 01-Apr-2021)	49,649.60	51,147.20	1,497.60	41,806.06	11,920.38	0.00	53,726.44
0000343558	*BUS OPERATOR	35,110.40	39,894.40	4,784.00	20,899.42	1,013.06	0.00	21,912.48
0000341698	*BUS OPERATOR	38,729.60	43,659.20	4,929.60	45,922.04	21,120.33	0.00	67,042.37
0000321031	*BUS OPERATOR	49,649.60	51,147.20	1,497.60	49,820.16	8,834.49	859.32	59,513.97
0000332248	*BUS OPERATOR	49,649.60	51,147.20	1,497.60	51,935.03	5,318.45	2,487.18	59,740.66

## MARTOC REPORT

EE NUMBER	TITLE	FY 20	FY 21	DIFFERENCE	REGULAR	OVERTIME	OTHER	TOTAL
		BASE SALARY	BASE SALARY	+/-	EARNINGS	EARNINGS	EARNINGS	EARNINGS
0000337376	*BUS OPERATOR (DATE LAST EMPLOYED 30-Nov-2020)	46,030.40	46,030.40	0.00	29,555.08	1,319.88	0.00	30,874.96
0000334794	*BUS OPERATOR	49,649.60	51,147.20	1,497.60	55,378.36	9,959.44	0.00	65,337.80
0000344467	*BUS OPERATOR	39,894.40	39,894.40	0.00	30,979.02	1,255.45	2,506.24	34,740.71
0000344470	CJIT-CALL TAKER (DATE LAST EMPLOYED 09-Jun-2021)	31,200.00	39,707.20	8,507.20	41,185.51	1,607.67	3,194.33	45,987.51
0000329932	*SERVICEPERSON I	38,022.40	39,166.40	1,144.00	35,958.93	27.42	1,333.76	37,320.11
0000304666	*RAIL OPERATOR	50,169.60	51,667.20	1,497.60	57,667.37	15,955.42	0.00	73,622.79
0000332653	*RAIL OPERATOR	49,649.60	51,147.20	1,497.60	25,385.96	3,507.15	782.04	29,675.15
0000316463	*BUS OPERATOR	49,649.60	51,147.20	1,497.60	55,485.42	21,166.88	584.40	77,236.70
0000318680	*BUS OPERATOR	49,649.60	51,147.20	1,497.60	37,911.79	2,901.78	0.00	40,813.57
0000343573	*BUS OPERATOR	35,110.40	39,894.40	4,784.00	43,903.32	22,549.44	0.00	66,452.76
0000333674	*BUS OPERATOR	49,649.60	51,147.20	1,497.60	43,784.37	762.89	4,628.13	49,175.39
0000315120	DIVISION DISPATCHER	62,379.20	62,379.20	0.00	65,884.31	209.93	0.00	66,094.24
0000318105	TRANSIT POLICE OFFICER SPECIAL	62,878.40	62,878.40	0.00	66,967.89	8,592.91	6,046.00	81,606.80
0000305292	BUS MECH ELEC ENGINEER	76,581.44	76,581.44	0.00	76,581.56	0.00	1,492.36	78,073.92
0000329225	TRANSIT POLICE SERGEANT	72,758.40	72,758.40	0.00	78,861.71	35,689.39	1,958.88	116,509.98
0000335629	QUALITY CONTROL INSPECTOR	60,742.50	60,742.50	0.00	64,242.57	0.00	0.00	64,242.57
0000329791	RESIDENT ENGINEER	96,581.16	96,581.16	0.00	100,081.61	0.00	11,143.98	111,225.59
0000327039	*JOURNEYMAN ET-RAIL CAR MAINT	54,537.60	56,180.80	1,643.20	58,735.40	4,424.89	1,536.00	64,696.29
0000302125	SUPT RAIL CAR MAINT	81,116.62	81,116.62	0.00	84,304.90	0.00	11,709.95	96,014.85
0000316113	*BUS OPERATOR	49,649.60	51,147.20	1,497.60	53,624.35	3,352.41	0.00	56,976.76
0000320159	*STATION AGENT	44,408.00	45,760.00	1,352.00	50,276.50	1,168.92	0.00	51,445.42
0000303406	MOBILITY SUPPORT SVCS PGM MGR	85,789.34	85,789.34	0.00	85,789.53	0.00	8,249.00	94,038.53
0000337364	TRANSIT POLICE OFFICER SR	51,708.80	53,768.00	2,059.20	48,484.51	0.00	2,917.20	51,401.71
0000342885	*BUS OPERATOR	35,110.40	39,894.40	4,784.00	40,545.45	2,796.51	2,475.28	45,817.24
0000333245	SUPV COMMUNICATIONS IOC	56,908.80	56,908.80	0.00	59,847.92	3,816.72	2,736.00	66,400.64
0000334883	MOBILITY CUSTOMER CARE REP	40,930.50	40,930.50	0.00	43,391.55	3,762.52	3,195.76	50,349.83
0000317821	PROTECTIVE SPEC POLICE CADET	31,200.00	31,200.00	0.00	34,760.00	652.50	1,200.00	36,612.50
0000306470	*JOURNEYMAN ET-HVAC (DATE LAST EMPLOYED 01-May-2021)	55,057.60	56,700.80	1,643.20	55,506.01	39.71	225.00	55,770.72
0000305702	*JOURNEYMAN TRACK WALKER	55,057.60	56,700.80	1,643.20	57,671.20	6,944.39	2,959.10	67,574.69
0000325129	TRANSIT POLICE SERGEANT (DATE LAST EMPLOYED 02-Jul-2021)	62,878.40	69,971.20	7,092.80	62,420.41	12,633.73	11,672.44	86,726.58
0000341963	*JOURNEYMAN ELEC POWER ELECT	47,320.00	48,755.20	1,435.20	51,604.00	4,300.60	225.00	56,129.60
0000306204	CONTRACT PROFESSIONAL	0.00	0.00	0.00	39,890.21	900.58	0.00	40,790.79
0000334972	*BUS OPERATOR	49,649.60	51,147.20	1,497.60	45,281.35	7,152.59	3,026.12	55,460.06
0000303518	MAINTENANCE PLANNER BUS	60,424.00	60,424.00	0.00	67,410.00	20,712.65	1,162.00	89,284.65

## MARTOC REPORT

EE NUMBER	TITLE	FY 20	FY 21	DIFFERENCE	REGULAR	OVERTIME	OTHER	TOTAL
		BASE SALARY	BASE SALARY	+/-	EARNINGS	EARNINGS	EARNINGS	EARNINGS
0000322156	ACCOUNTING SYSTEMS/PROJECT MGR	92,488.50	92,488.50	0.00	91,065.65	0.00	13,256.70	104,322.35
0000306453	CONTRACT EMP PT	0.00	0.00	0.00	35,764.12	0.00	0.00	35,764.12
0000334415	*STATION AGENT	44,408.00	45,760.00	1,352.00	49,802.86	4,662.95	0.00	54,465.81
0000332892	*BUS OPERATOR	49,649.60	51,147.20	1,497.60	56,249.11	10,790.24	0.00	67,039.35
0000344247	*BUS OPERATOR	39,894.40	39,894.40	0.00	42,107.19	30,621.41	0.00	72,728.60
0000302228	*JOURNEYMAN RAIL CAR MECHANIC	53,705.60	48,755.20	-4,950.40	58,834.94	5,543.93	225.00	64,603.87
0000342155	*BUS OPERATOR	38,729.60	43,659.20	4,929.60	44,412.99	5,163.81	0.00	49,576.80
0000317778	*BUS OPERATOR	49,649.60	51,147.20	1,497.60	42,487.88	1,739.50	3,298.16	47,525.54
0000321663	*BUS DISPATCHER (BLOCKOUT)	49,753.60	51,251.20	1,497.60	59,000.38	25,330.41	0.00	84,330.79
0000343748	*SERVICEPERSON I	35,484.80	35,484.80	0.00	24,225.44	2,821.30	0.00	27,046.74
0000331907	TRANSIT POLICE OFFICER SR	53,768.00	55,931.20	2,163.20	57,797.88	17,573.80	4,433.28	79,804.96
0000302719	*BUS OPERATOR	50,169.60	51,667.20	1,497.60	59,441.48	39,962.49	1,946.88	101,350.85
0000324755	FOREMAN TRAIN CONTROL	63,793.60	63,793.60	0.00	69,624.52	26,222.85	0.00	95,847.37
0000333629	*JOURNEYMAN ELEC POWER ELECT	54,537.60	56,180.80	1,643.20	60,515.24	29,010.31	225.00	89,750.55
0000304319	SUPT CONTROL CENTER	95,968.60	95,968.60	0.00	99,468.91	0.00	15,256.60	114,725.51
0000303404	FOREMAN CUSTODIAL SERVICES	58,614.40	53,268.80	-5,345.60	61,683.36	0.00	2,479.84	64,163.20
0000341619	*JOURNEYMAN BUS TECHNICIAN	50,752.00	53,060.80	2,308.80	57,289.68	1,377.31	225.00	58,891.99
0000315455	MEDIA SALES REP	26,247.00	26,247.00	0.00	29,807.57	918.65	2,779.76	33,505.98
0000333093	*BUS OPERATOR	49,649.60	51,147.20	1,497.60	34,820.52	2,594.84	2,128.08	39,543.44
0000342315	*BUS OPERATOR	38,729.60	43,659.20	4,929.60	43,126.83	3,611.87	2,141.28	48,879.98
0000304393	*BUS OPERATOR (DATE LAST EMPLOYED 01-May-2021)	50,169.60	51,667.20	1,497.60	34,484.18	165.74	2,122.56	36,772.48
0000340148	*RAIL STATION CLEANER	33,945.60	34,964.80	1,019.20	39,135.76	2,023.53	0.00	41,159.29
0000341141	*BUS OPERATOR	38,729.60	43,659.20	4,929.60	45,459.22	4,129.94	0.00	49,589.16
0000324646	*BUS OPERATOR	46,030.40	51,147.20	5,116.80	48,126.05	3,462.31	2,669.00	54,257.36
0000302705	TRANSIT POLICE OFFICER SPECIAL	62,878.40	62,878.40	0.00	68,041.05	15,281.30	1,289.92	84,612.27
0000344998	*BUS OPERATOR	36,171.20	36,171.20	0.00	34,369.89	2,867.17	0.00	37,237.06
0000302588	*JOURNEYMAN ELEC POWER ELECT	55,057.60	56,700.80	1,643.20	62,521.40	14,497.97	225.00	77,244.37
0000343461	*BUS OPERATOR	35,110.40	39,894.40	4,784.00	43,390.81	10,833.43	0.00	54,224.24
0000341525	*JOURNEYMAN ET-COMPUTER MAINT	51,667.20	48,755.20	-2,912.00	57,035.77	17,125.40	225.00	74,386.17
0000337868	PRINCIPAL PLANNER/PROJ SCHED	98,539.22	98,539.22	0.00	98,540.11	0.00	0.00	98,540.11
0000341299	AGM TECHNOLOGY/CIO	195,700.18	195,700.18	0.00	200,700.50	0.00	0.00	200,700.50
0000343396	*SERVICEPERSON I	36,400.00	39,166.40	2,766.40	41,096.85	463.99	0.00	41,560.84
0000337592	RAIL SERVICES CONTROLLER	46,030.40	71,552.00	25,521.60	52,024.58	9,333.35	0.00	61,357.93
0000343494	*JOURNEYMAN TRACK MAINTAINER	36,400.00	48,755.20	12,355.20	43,570.16	2,834.03	0.00	46,404.19
0000303690	SUPV BUS TRANSPORTATION	62,379.20	62,379.20	0.00	59,326.39	449.85	10,856.38	70,632.62

METROPOLITAN ATLANTA RAPID TRANSIT AUTHORITY (MARTA)  
MARTOC REPORT

EE NUMBER	TITLE	FY 20 BASE SALARY	FY 21 BASE SALARY	DIFFERENCE +/-	REGULAR EARNINGS	OVERTIME EARNINGS	OTHER EARNINGS	TOTAL EARNINGS
0000306305	*JOURNEYMAN ET-RADIO MAINT	55,057.60	56,700.80	1,643.20	62,696.43	31,936.34	225.00	94,857.77
0000344199	*BUS OPERATOR	35,110.40	39,894.40	4,784.00	42,235.84	7,411.28	0.00	49,647.12
0000333508	*MATERIAL CONTROLLER	45,468.80	47,944.00	2,475.20	38,666.07	2,277.60	349.76	41,293.43
0000331471	*BUS OPERATOR	49,649.60	51,147.20	1,497.60	55,697.67	12,823.82	0.00	68,521.49
0000333415	*BUS OPERATOR	49,649.60	51,147.20	1,497.60	54,692.61	10,194.47	1,180.32	66,067.40
0000318654	(DATE LAST EMPLOYED 13-Jun-2021) *JOURNEYMAN ET-RAIL CAR MAINT	54,537.60	56,180.80	1,643.20	64,599.21	1,247.15	225.00	66,071.36
0000341385	*BUS OPERATOR	38,729.60	43,659.20	4,929.60	45,612.11	6,994.09	0.00	52,606.20
0000341884	*BUS OPERATOR	38,729.60	43,659.20	4,929.60	45,481.43	22,814.85	0.00	68,296.28
0000340901	BUILDING MAINT SPEC I	44,440.50	44,440.50	0.00	35,962.67	170.93	4,835.16	40,968.76
0000344469	*BUS OPERATOR	39,894.40	39,894.40	0.00	17,348.17	385.13	3,511.17	21,244.47
0000335542	SUPV BUS TRANSPORTATION	49,649.60	58,843.20	9,193.60	59,322.76	4,067.14	0.00	63,389.90
0000326983	*JOURNEYMAN WELDER	54,537.60	56,180.80	1,643.20	55,254.41	4,587.24	225.00	60,066.65
0000338966	*STATION AGENT	44,408.00	45,760.00	1,352.00	39,944.67	1,088.86	1,684.81	42,718.34
0000344298	*BUS OPERATOR	39,894.40	39,894.40	0.00	41,324.67	6,447.31	0.00	47,771.98
0000316322	FARE COLLECTION COORDINATOR OP	55,887.00	55,887.00	0.00	59,387.01	333.19	0.00	59,720.20
0000305149	*PT BUS OPERATOR	0.00	0.00	0.00	21,484.72	0.00	0.00	21,484.72
0000302839	*MATERIAL CONTROLLER LEAD	52,686.40	54,267.20	1,580.80	59,300.40	12,478.22	0.00	71,778.62
0000302460	GEN SUPT BUS MAINT	87,281.48	87,281.48	0.00	90,781.75	0.00	0.00	90,781.75
0000306469	*BUS OPERATOR	38,729.60	43,659.20	4,929.60	44,682.36	24,727.52	0.00	69,409.88
0000323167	SUPV BUS TRANSPORTATION	62,379.20	62,379.20	0.00	61,116.35	3,864.29	5,716.70	70,697.34
0000337598	*RAIL OPERATOR	46,030.40	51,147.20	5,116.80	51,494.61	15,684.70	590.16	67,769.47
0000344299	*BUS OPERATOR	39,894.40	39,894.40	0.00	38,909.45	7,463.98	1,794.32	48,167.75
0000323164	*BUS OPERATOR	49,649.60	51,147.20	1,497.60	50,839.31	9,413.40	2,612.52	62,865.23
0000321064	*BUS OPERATOR	46,030.40	51,147.20	5,116.80	56,817.34	17,182.23	0.00	73,999.57
0000341362	*JOURNEYMAN ET-COMPUTER MAINT	47,320.00	54,433.60	7,113.60	54,731.29	2,702.87	225.00	57,659.16
0000305023	*JOURNEYMAN BUS TECHNICIAN	54,225.60	55,848.00	1,622.40	49,464.70	217.43	1,059.24	50,741.37
0000345031	(DATE LAST EMPLOYED 27-May-2021) SYSTEM SAFETY COORDINATOR	75,973.04	75,973.04	0.00	75,973.12	0.00	3,541.13	79,514.25
0000302294	SR MAINTENANCE PLANNER BUS	70,678.40	70,678.40	0.00	18,587.06	747.56	996.98	20,331.60
0000318958	(DATE LAST EMPLOYED 01-Oct-2020) DISPATCHER-RAIL TRANSPORTATION	60,028.80	60,028.80	0.00	62,127.68	3,399.76	2,972.58	68,500.02
0000322804	*BUS OPERATOR	49,649.60	51,147.20	1,497.60	55,951.31	6,497.11	0.00	62,448.42
0000337928	*BUS OPERATOR	46,030.40	51,147.20	5,116.80	44,167.42	4,223.28	754.18	49,144.88
0000335861	*BUS OPERATOR	49,649.60	51,147.20	1,497.60	24,815.63	1,533.67	95.48	26,444.78
0000339834	*RAIL STATION CLEANER	33,945.60	34,964.80	1,019.20	32,700.23	100.86	0.00	32,801.09
0000304412	DIR BUS MAINTENANCE	139,878.70	139,878.70	0.00	139,879.07	0.00	19,367.86	159,246.93



**METROPOLITAN ATLANTA RAPID TRANSIT AUTHORITY (MARTA)**  
**MARTOC REPORT**

EE NUMBER	TITLE	FY 20	FY 21	DIFFERENCE +/-	REGULAR EARNINGS	OVERTIME EARNINGS	OTHER EARNINGS	TOTAL EARNINGS
		BASE SALARY	BASE SALARY					
0000305282	*RAIL STATION CLEANER	34,465.60	35,484.80	1,019.20	43,843.14	27,562.41	0.00	71,405.55
0000330300	*JOURNEYMAN ET-TRAIN CONTROL	54,537.60	56,180.80	1,643.20	63,191.22	38,264.62	225.00	101,680.84
0000341813	*BUS OPERATOR	38,729.60	43,659.20	4,929.60	44,401.59	8,414.45	1,511.28	54,327.32
0000341617	*JOURNEYMAN ET-TRAIN CONTROL	51,667.20	56,180.80	4,513.60	60,028.88	21,558.64	225.00	81,812.52
0000304471	*JOURNEYMAN RAIL CAR MECHANIC	55,057.60	56,700.80	1,643.20	65,177.15	6,973.89	225.00	72,376.04
0000320216	*JOURNEYMAN RAIL CAR MECHANIC	51,272.00	54,433.60	3,161.60	57,916.14	10,726.43	225.00	68,867.57
0000304430	*SERVICEPERSON IV	40,622.40	41,849.60	1,227.20	47,746.47	22,796.34	0.00	70,542.81
0000334967	*JOURNEYMAN RAIL CAR MECHANIC	53,705.60	48,755.20	-4,950.40	55,799.12	871.45	225.00	56,895.57
0000345630	*JOURNEYMAN BUS TECHNICIAN	48,755.20	48,755.20	0.00	31,528.14	1,917.24	0.00	33,445.38
0000305440	DISPATCHER RADIO COMMUNICATION (DATE LAST EMPLOYED 01-Aug-2021)	62,441.60	62,441.60	0.00	65,851.54	15,025.01	480.32	81,356.87
0000304680	SUPV TELEPHONY OPERATIONS	73,371.74	73,371.74	0.00	76,871.94	0.00	12,040.50	88,912.44
0000336475	CUSTOMER CARE SPEC	42,354.00	47,700.12	5,346.12	47,369.28	0.00	0.00	47,369.28
0000345498	TRANSIT POLICE OFFICER	42,515.20	42,515.20	0.00	31,345.34	1,235.63	1,226.40	33,807.37
0000339768	TRANSIT POLICE OFFICER SR (DATE LAST EMPLOYED 16-Apr-2021)	47,798.40	49,691.20	1,892.80	40,808.80	5,217.43	342.59	46,368.82
0000325669	GEN FOREMAN ATC	61,006.40	74,270.82	13,264.42	73,760.86	1,407.84	11,426.28	86,594.98
0000343633	*JOURNEYMAN BUS TECHNICIAN (DATE LAST EMPLOYED 24-Feb-2021)	50,252.80	52,291.20	2,038.40	36,527.27	3,837.30	225.00	40,589.57
0000342603	*BUS OPERATOR	38,729.60	43,659.20	4,929.60	39,972.56	2,331.41	4,148.00	46,451.97
0000323521	*BUS OPERATOR	49,649.60	51,147.20	1,497.60	40,357.93	4,262.38	1,377.04	45,997.35
0000343832	*JOURNEYMAN TRACK MECHANIC	47,320.00	53,227.20	5,907.20	56,277.03	12,376.24	225.00	68,878.27
0000344353	*BUS OPERATOR	35,110.40	39,894.40	4,784.00	41,292.98	5,443.46	460.32	47,196.76
0000325918	MGR ELEC POWER & EQUIPMENT	97,334.64	97,334.64	0.00	97,840.02	0.00	13,277.49	111,117.51
0000317811	*SERVICEPERSON I	38,022.40	39,166.40	1,144.00	42,464.40	12,724.15	0.00	55,188.55
0000342950	CJIT-POLICE DISPATCHER (DATE LAST EMPLOYED 01-Jun-2021)	40,601.60	40,601.60	0.00	42,815.24	2,430.24	404.07	45,649.55
0000340597	BUILDING MAINT SPEC II	48,884.68	48,884.68	0.00	48,884.96	0.00	0.00	48,884.96
0000306408	*BUS OPERATOR (DATE LAST EMPLOYED 01-Nov-2020)	50,169.60	50,169.60	0.00	24,706.19	2,241.02	0.00	26,947.21
0000328566	TRANSIT POLICE OFFICER SR (DATE LAST EMPLOYED 04-Feb-2021)	60,465.60	60,465.60	0.00	37,267.74	1,220.94	2,296.53	40,785.21
0000336715	IT BUSINESS ANALYST III	81,413.28	81,413.28	0.00	22,232.06	0.00	0.00	22,232.06
0000339153	BENEFITS ANALYST III	68,958.50	68,958.50	0.00	68,958.64	0.00	1,469.00	70,427.64
0000344868	RAIL SERVICES CONTROLLER	76,835.20	79,851.20	3,016.00	81,418.29	1,118.36	1,535.60	84,072.25
0000341907	*BUS OPERATOR	38,729.60	43,659.20	4,929.60	44,667.99	6,437.89	0.00	51,105.88
0000332393	*BUS OPERATOR	46,030.40	51,147.20	5,116.80	44,785.40	4,543.52	1,645.86	50,974.78
0000323126	MAINTENANCE PARTS COORDINATOR	51,878.58	51,878.58	0.00	55,379.00	0.00	2,035.26	57,414.26
0000321208	CAPITAL PROJECT COORDINATOR	65,997.88	65,997.88	0.00	69,497.69	0.00	3,384.52	72,882.21
0000344342	*BUS OPERATOR	39,894.40	39,894.40	0.00	38,753.06	10,828.11	0.00	49,581.17

## MARTOC REPORT

EE NUMBER	TITLE	FY 20	FY 21	DIFFERENCE	REGULAR	OVERTIME	OTHER	TOTAL
		BASE SALARY	BASE SALARY	+/-	EARNINGS	EARNINGS	EARNINGS	EARNINGS
0000334347	*BUS OPERATOR	49,649.60	51,147.20	1,497.60	34,949.05	1,164.02	2,427.34	38,540.41
0000327863	*BUS OPERATOR	49,649.60	51,147.20	1,497.60	46,863.18	2,172.90	0.00	49,036.08
0000343674	*JOURNEYMAN BUS TECHNICIAN	50,252.80	52,291.20	2,038.40	54,724.79	3,244.76	225.00	58,194.55
0000304887	*SERVICEPERSON I	38,542.40	39,686.40	1,144.00	42,031.40	250.16	2,158.26	44,439.82
0000343936	*BUS OPERATOR	39,894.40	39,894.40	0.00	31,763.80	2,381.91	0.00	34,145.71
0000343777	*SERVICEPERSON IV	38,563.20	41,849.60	3,286.40	45,462.49	7,966.66	0.00	53,429.15
0000342651	*BUS OPERATOR	38,729.60	43,659.20	4,929.60	42,491.41	6,387.89	0.00	48,879.30
0000331712	*BUS OPERATOR	49,649.60	51,147.20	1,497.60	57,680.45	13,244.67	775.36	71,700.48
0000305489	*BUS OPERATOR	50,169.60	51,667.20	1,497.60	59,593.52	11,995.55	993.60	72,582.67
0000344540	*BUS OPERATOR	39,894.40	39,894.40	0.00	33,698.01	3,559.08	139.12	37,396.21
0000333336	*JOURNEYMAN OVERHAULER	54,537.60	56,180.80	1,643.20	60,841.03	12,054.89	225.00	73,120.92
0000329107	LINE SUPERVISOR	60,777.60	60,777.60	0.00	65,271.08	13,192.83	11,688.00	90,151.91
0000302297	*BUS OPERATOR	50,169.60	51,667.20	1,497.60	45,023.87	8,641.42	5,402.88	59,068.17
0000338540	*BUS OPERATOR	42,369.60	47,424.00	5,054.40	50,971.17	16,161.07	1,266.08	68,398.32
0000325711	TRANSIT POLICE SERGEANT	55,931.20	62,192.00	6,260.80	63,017.10	4,737.94	4,580.30	72,335.34
0000344605	TRANSIT POLICE OFFICER	31,200.00	39,291.20	8,091.20	34,550.00	90.00	1,215.00	35,855.00
0000321571	TRANSIT POLICE OFFICER SPECIAL	62,878.40	62,878.40	0.00	63,370.52	8,014.79	10,943.26	82,328.57
0000302103	CIVIL STRUCTURE & INSP ENGR	98,216.82	98,216.82	0.00	101,717.91	0.00	16,747.23	118,465.14
0000338370	MGR BUILDING MAINTENANCE	83,028.66	83,028.66	0.00	82,709.80	0.00	319.35	83,029.15
0000330505	*JOURNEYMAN BUS TECHNICIAN	53,705.60	55,328.00	1,622.40	62,385.09	9,419.68	225.00	72,029.77
0000323061	*SERVICEPERSON I	38,022.40	39,166.40	1,144.00	42,198.50	0.00	0.00	42,198.50
0000320680	TEST ENGINEER	89,973.00	89,973.00	0.00	89,626.95	0.00	3,460.50	93,087.45
0000317672	*JOURNEYMAN SUPPORT EQUIPMENT	54,537.60	56,180.80	1,643.20	53,473.26	7,262.14	225.00	60,960.40
0000305910	*MATERIAL CONTROLLER	51,126.40	52,644.80	1,518.40	57,247.59	9,472.49	0.00	66,720.08
0000303496	MGR BUILDINGS & SUPPORT EQUIP	92,568.58	92,568.58	0.00	92,568.88	0.00	10,443.66	103,012.54
0000342168	*RAIL STATION CLEANER	32,115.20	34,964.80	2,849.60	38,426.24	14,598.40	0.00	53,024.64
0000331597	*JOURNEYMAN ET-TRAIN CONTROL	54,537.60	56,180.80	1,643.20	60,011.53	10,005.57	225.00	70,242.10
0000336098	*BUS OPERATOR	49,649.60	51,147.20	1,497.60	42,794.72	2,537.62	2,138.48	47,470.82
0000315146	*MATERIAL CONTROLLER (DATE LAST EMPLOYED 25-Nov-2020)	50,606.40	50,606.40	0.00	20,900.81	0.00	0.00	20,900.81
0000345028	*JOURNEYMAN BUS TECHNICIAN	47,320.00	51,771.20	4,451.20	52,512.82	3,089.35	225.00	55,827.17
0000316169	*BUS OPERATOR	49,649.60	51,147.20	1,497.60	54,635.66	3,526.65	0.00	58,162.31
0000344679	*LIGHT RAIL OPERATOR	35,110.40	39,894.40	4,784.00	40,739.49	944.75	0.00	41,684.24
0000334891	*BUS OPERATOR	49,649.60	51,147.20	1,497.60	49,349.70	6,257.87	1,623.16	57,230.73
0000345040	TRANSIT POLICE OFFICER	39,291.20	45,947.20	6,656.00	47,853.97	4,498.83	850.00	53,202.80
0000329108	RESIDENT ENGINEER	113,255.74	113,255.74	0.00	71,874.00	0.00	11,925.56	83,799.56

## MARTOC REPORT

EE NUMBER	TITLE	FY 20 BASE SALARY	FY 21 BASE SALARY	DIFFERENCE +/-	REGULAR EARNINGS	OVERTIME EARNINGS	OTHER EARNINGS	TOTAL EARNINGS
	(DATE LAST EMPLOYED 23-Oct-2020)							
0000333273	*RAIL OPERATOR	46,030.40	51,147.20	5,116.80	53,457.17	13,189.57	0.00	66,646.74
0000335510	CONTRACT EMP ADMIN SUPPORT	0.00	0.00	0.00	26,576.67	341.36	0.00	26,918.03
0000305574	*BUS OPERATOR	50,169.60	51,667.20	1,497.60	55,284.32	6,608.21	0.00	61,892.53
0000344675	TRANSIT POLICE OFFICER	31,200.00	39,291.20	8,091.20	34,662.50	236.25	1,200.00	36,098.75
0000324229	PARKING SERVICES REP	26,091.00	26,091.00	0.00	29,591.03	0.00	1,411.59	31,002.62
0000316842	*SERVICEPERSON IV	40,622.40	41,849.60	1,227.20	44,146.89	374.38	0.00	44,521.27
0000343423	INFORMATION SYS ANALYST III	80,280.20	80,280.20	0.00	80,280.21	0.00	3,087.70	83,367.91
0000331666	*RAIL OPERATOR	49,649.60	51,147.20	1,497.60	52,054.65	2,731.53	3,810.32	58,596.50
0000306478	REVENUE OPERATIONS CONTROLLER	67,717.52	67,717.52	0.00	66,415.39	0.00	2,604.56	69,019.95
0000315115	*BUS OPERATOR	49,649.60	51,147.20	1,497.60	49,330.01	12,437.25	0.00	61,767.26
0000328131	*RAIL OPERATOR	49,649.60	51,147.20	1,497.60	55,926.77	6,380.18	0.00	62,306.95
0000331025	ANALYSIS & PROCEDURES OFFICER	66,372.54	71,821.62	5,449.08	66,582.28	0.00	2,414.07	68,996.35
0000342493	*BUS OPERATOR	38,729.60	43,659.20	4,929.60	21,781.83	992.96	2,110.21	24,885.00
0000305751	*RAIL OPERATOR	50,169.60	51,667.20	1,497.60	18,576.80	1,399.72	385.92	20,362.44
0000324187	*RAIL STATION CLEANER	33,945.60	34,964.80	1,019.20	32,066.25	924.99	5,262.85	38,254.09
0000345487	PROTECTIVE SPEC POLICE CADET	31,200.00	31,200.00	0.00	25,910.00	9,675.00	0.00	35,585.00
0000320788	*JOURNEYMAN ET-TRAIN CONTROL	54,537.60	56,180.80	1,643.20	60,112.79	14,624.30	225.00	74,962.09
0000322967	TRANSIT POLICE LIEUTENANT	79,164.80	82,347.20	3,182.40	83,721.68	10,273.56	9,134.40	103,129.64
0000320593	SR COMMUNITY OUTREACH PLANNER	75,530.00	75,530.00	0.00	75,530.01	0.00	5,810.00	81,340.01
0000303774	BUILDING MAINT SPEC III	60,403.46	60,403.46	0.00	58,111.44	0.00	1,781.15	59,892.59
0000315615	*TRAFFIC CHECKER	31,678.40	32,635.20	956.80	36,033.78	0.00	125.52	36,159.30
0000302438	*RAIL OPERATOR	50,169.60	51,667.20	1,497.60	53,913.43	13,142.64	0.00	67,056.07
0000342000	*BUS OPERATOR	38,729.60	43,659.20	4,929.60	35,050.92	4,169.27	3,376.08	42,596.27
0000341254	PROJECT CONTROLS ANALYST	60,432.06	60,432.06	0.00	60,432.28	0.00	1,239.64	61,671.92
0000302974	*JOURNEYMAN ET-COMPUTER MAINT	55,057.60	56,700.80	1,643.20	64,269.45	36,529.50	225.00	101,023.95
0000314837	*JOURNEYMAN ET-RAIL CAR MAINT	54,537.60	56,180.80	1,643.20	59,651.41	30,032.74	1,483.56	91,167.71
0000304411	DIVISION DISPATCHER	63,585.60	63,585.60	0.00	67,811.65	2,980.60	1,222.80	72,015.05
0000342927	*JOURNEYMAN ELEC POWER ELECT	47,320.00	48,755.20	1,435.20	51,631.04	6,406.86	225.00	58,262.90
0000330457	SUPV BUS MAINTENANCE	60,756.80	60,756.80	0.00	63,322.08	7,156.45	2,336.80	72,815.33
0000326278	*JOURNEYMAN ET-TRAIN CONTROL	54,537.60	56,180.80	1,643.20	63,642.04	49,806.17	225.00	113,673.21
0000327310	SUPV CAR REPAIR INSPECTION	62,608.00	62,608.00	0.00	56,892.40	481.60	5,779.20	63,153.20
0000302827	CONTRACT PROFESSIONAL	0.00	0.00	0.00	67,233.29	7,967.09	0.00	75,200.38
0000336105	TECHNICAL WRITER	70,267.60	70,267.60	0.00	70,267.94	0.00	2,363.16	72,631.10
0000331217	*BUS OPERATOR	49,649.60	51,147.20	1,497.60	53,272.57	2,031.97	2,158.16	57,462.70

## MARTOC REPORT

EE NUMBER	TITLE	FY 20 BASE SALARY	FY 21 BASE SALARY	DIFFERENCE +/-	REGULAR EARNINGS	OVERTIME EARNINGS	OTHER EARNINGS	TOTAL EARNINGS
0000342157	*BUS OPERATOR	38,729.60	43,659.20	4,929.60	45,010.79	15,024.56	0.00	60,035.35
0000332295	*JOURNEYMAN ET-TELEPHONE MAINT	54,537.60	56,180.80	1,643.20	60,404.00	1,780.52	225.00	62,409.52
0000322136	*JOURNEYMAN BUS TECHNICIAN	53,705.60	55,328.00	1,622.40	59,550.80	6,056.98	225.00	65,832.78
0000341812	*BUS OPERATOR	38,729.60	43,659.20	4,929.60	36,377.86	4,511.71	0.00	40,889.57
0000337157	*BUS OPERATOR	46,030.40	51,147.20	5,116.80	53,406.98	2,580.10	0.00	55,987.08
0000322106	*BUS OPERATOR	49,649.60	51,147.20	1,497.60	51,979.74	8,232.90	4,455.44	64,668.08
0000345336	PROTECTIVE SPEC POLICE CADET	31,200.00	31,200.00	0.00	31,100.00	708.75	0.00	31,808.75
0000321917	*JOURNEYMAN BUS TECHNICIAN	53,705.60	55,328.00	1,622.40	62,023.42	6,003.29	225.00	68,251.71
0000342154	*BUS OPERATOR	38,729.60	43,659.20	4,929.60	35,151.31	3,057.84	1,792.36	40,001.51
0000328851	*MATERIAL CONTROLLER	38,022.40	45,780.80	7,758.40	47,791.39	3,023.34	0.00	50,814.73
0000315365	TRANSIT POLICE OFFICER SR (DATE LAST EMPLOYED 01-Feb-2021)	60,465.60	60,465.60	0.00	30,097.05	283.44	2,209.32	32,589.81
0000336984	*BUS OPERATOR	46,030.40	51,147.20	5,116.80	56,092.87	18,760.80	196.72	75,050.39
0000326004	INSTRUCTOR CENTRAL MAINTENANCE	63,211.20	63,211.20	0.00	67,356.99	8,342.13	7,536.72	83,235.84
0000333793	*BUS OPERATOR	49,649.60	51,147.20	1,497.60	52,948.80	5,406.15	2,488.24	60,843.19
0000302435	SUPV BUS TRANSPORTATION	62,379.20	62,379.20	0.00	68,368.38	39,609.36	8,397.20	116,374.94
0000345892	*JOURNEYMAN BUS TECHNICIAN	48,755.20	48,755.20	0.00	23,866.56	423.99	0.00	24,290.55
0000331405	DISPATCHER RADIO COMMUNICATION	58,822.40	58,822.40	0.00	58,688.42	3,153.22	4,298.56	66,140.20
0000345387	*JOURNEYMAN BUS TECHNICIAN	51,771.20	51,771.20	0.00	41,812.70	387.95	225.00	42,425.65
0000337591	*BUS OPERATOR	46,030.40	51,147.20	5,116.80	19,422.76	735.15	0.00	20,157.91
0000333088	*BUS OPERATOR	49,649.60	51,147.20	1,497.60	54,928.65	4,068.87	0.00	58,997.52
0000323732	*JOURNEYMAN RAIL CAR MECHANIC	47,320.00	53,227.20	5,907.20	56,378.82	8,136.00	225.00	64,739.82
0000342232	*BUS OPERATOR	38,729.60	43,659.20	4,929.60	45,117.32	7,085.40	0.00	52,202.72
0000302882	*BUS OPERATOR	50,169.60	51,667.20	1,497.60	51,720.42	316.88	198.72	52,236.02
0000339730	*BUS OPERATOR	42,369.60	47,424.00	5,054.40	48,562.61	8,193.11	0.00	56,755.72
0000316116	FIELD INSPECTOR (DATE LAST EMPLOYED 01-Nov-2020)	60,430.50	60,430.50	0.00	10,939.49	449.36	14,302.68	25,691.53
0000322233	SUPV CAR REPAIR INSPECTION	63,814.40	63,814.40	0.00	68,173.44	3,927.04	1,227.20	73,327.68
0000330450	*JOURNEYMAN RAIL CAR MECHANIC	54,537.60	56,180.80	1,643.20	57,346.46	3,721.16	4,693.16	65,760.78
0000320696	TRANSIT POLICE SERGEANT	62,878.40	69,971.20	7,092.80	69,573.31	38,636.53	10,352.00	118,561.84
0000333275	*BUS OPERATOR	35,110.40	39,894.40	4,784.00	41,620.88	5,252.25	1,503.04	48,376.17
0000320318	*BUS DISPATCHER (BLOCKOUT)	49,275.20	51,251.20	1,976.00	56,528.01	16,990.63	0.00	73,518.64
0000334170	*BUS OPERATOR	49,649.60	51,147.20	1,497.60	50,503.67	5,687.98	2,224.84	58,416.49
0000306372	OFFICE ADMINISTRATOR II	61,398.22	61,398.22	0.00	61,398.49	0.00	2,833.78	64,232.27
0000323174	DIR QUALITY ASSURANCE	120,000.14	120,000.14	0.00	97,846.34	0.00	36,000.09	133,846.43
0000304889	*JOURNEYMAN RAIL CAR MECHANIC	55,057.60	56,700.80	1,643.20	62,072.24	18,491.11	225.00	80,788.35
0000330888	SUPV RAIL LINE	58,968.00	58,968.00	0.00	62,822.43	12,819.92	7,151.31	82,793.66

METROPOLITAN ATLANTA RAPID TRANSIT AUTHORITY (MARTA)  
MARTOC REPORT

EE NUMBER	TITLE	FY 20 BASE SALARY	FY 21 BASE SALARY	DIFFERENCE +/-	REGULAR EARNINGS	OVERTIME EARNINGS	OTHER EARNINGS	TOTAL EARNINGS
0000305906	WARRANTY SPECIALIST	80,000.18	80,000.18	0.00	80,000.32	0.00	8,615.41	88,615.73
0000345102	*JOURNEYMAN BUS TECHNICIAN	47,320.00	51,771.20	4,451.20	47,250.28	1,340.45	225.00	48,815.73
0000321621	INSTRUCTOR BUS OPERATIONS	60,028.80	60,028.80	0.00	63,759.68	389.61	0.00	64,149.29
0000337865	*BUS OPERATOR	46,030.40	51,147.20	5,116.80	33,200.86	267.20	2,847.93	36,315.99
0000334418	*BUS OPERATOR	49,649.60	51,147.20	1,497.60	43,180.58	5,552.96	5,538.08	54,271.62
0000339944	*BUS OPERATOR	42,369.60	47,424.00	5,054.40	48,683.53	7,930.62	0.00	56,614.15
0000330968	*BUS OPERATOR	49,649.60	51,147.20	1,497.60	53,962.15	4,269.76	3,674.32	61,906.23
0000337651	*RAIL OPERATOR	46,030.40	51,147.20	5,116.80	42,026.93	4,614.43	1,983.66	48,625.02
0000344608	*JOURNEYMAN TRACK MAINTAINER	47,320.00	53,227.20	5,907.20	37,912.03	13,392.77	227.50	51,532.30
0000331313	SUPV CAR REPAIR INSPECTION	63,211.20	63,211.20	0.00	68,656.16	14,921.50	7,901.40	91,479.06
0000344569	*BUS OPERATOR	39,894.40	39,894.40	0.00	34,579.82	2,637.72	1,110.99	38,328.53
0000305832	*JOURNEYMAN RAIL CAR MECHANIC	54,537.60	56,700.80	2,163.20	59,196.23	358.54	225.00	59,779.77
0000305392	*BUS OPERATOR (DATE LAST EMPLOYED 01-Feb-2021)	50,169.60	50,169.60	0.00	36,693.57	4,240.34	1,543.68	42,477.59
0000319776	SUPT RAIL CAR APPEARANCE	73,675.16	73,675.16	0.00	77,175.17	0.00	10,579.03	87,754.20
0000345915	DIR MOBILITY SERVICES	120,000.14	120,000.14	0.00	41,538.51	0.00	0.00	41,538.51
0000344564	*BUS OPERATOR	39,894.40	39,894.40	0.00	38,139.62	2,573.65	0.00	40,713.27
0000334872	*RAIL OPERATOR (DATE LAST EMPLOYED 15-May-2021)	42,369.60	47,424.00	5,054.40	23,287.63	655.16	0.00	23,942.79
0000303106	*SERVICEPERSON II	38,542.40	39,686.40	1,144.00	42,866.92	183.78	0.00	43,050.70
0000334843	*BUS OPERATOR	49,649.60	51,147.20	1,497.60	44,481.17	14,251.42	1,997.40	60,729.99
0000306286	SUPT RAIL LINE	71,644.04	71,644.04	0.00	75,144.30	0.00	10,014.37	85,158.67
0000335924	*BUS OPERATOR	49,649.60	51,147.20	1,497.60	48,472.21	22,095.24	4,163.24	74,730.69
0000304159	*PT BUS OPERATOR	0.00	0.00	0.00	22,950.21	0.00	0.00	22,950.21
0000310754	*BUS OPERATOR	49,649.60	51,147.20	1,497.60	54,952.91	12,266.46	0.00	67,219.37
0000335894	CONTRACT SPECIALIST III	78,828.88	78,828.88	0.00	78,829.15	0.00	7,842.50	86,671.65
0000334385	*JOURNEYMAN ET-TRAIN CONTROL	54,537.60	56,180.80	1,643.20	21,652.71	9,195.81	225.00	31,073.52
0000338080	AGM INTERNAL AUDIT	183,818.44	183,818.44	0.00	183,818.73	0.00	0.00	183,818.73
0000333594	*JOURNEYMAN ET-RADIO MAINT	54,537.60	56,180.80	1,643.20	58,529.04	31,270.19	225.00	90,024.23
0000341964	*JOURNEYMAN TRACK MAINTAINER	51,667.20	54,433.60	2,766.40	56,425.17	10,038.81	1,287.50	67,751.48
0000339452	*JOURNEYMAN ET-RAIL CAR MAINT	54,537.60	56,180.80	1,643.20	59,993.09	1,310.93	225.00	61,529.02
0000341618	*JOURNEYMAN ET-TRAIN CONTROL	51,667.20	56,180.80	4,513.60	47,057.47	29,014.85	225.00	76,297.32
0000304746	SUPV PARKING SVC	36,094.50	36,094.50	0.00	39,677.90	1,221.76	1,388.26	42,287.92
0000343016	GRANTS ADMINISTRATOR	65,000.26	65,000.26	0.00	65,000.56	0.00	0.00	65,000.56
0000320613	*SERVICEPERSON I (A)	38,563.20	39,728.00	1,164.80	43,839.84	8,945.88	0.00	52,785.72
0000345893	*JOURNEYMAN BUS TECHNICIAN	48,755.20	48,755.20	0.00	23,866.56	465.87	0.00	24,332.43

## MARTOC REPORT

EE NUMBER	TITLE	FY 20	FY 21	DIFFERENCE	REGULAR	OVERTIME	OTHER	TOTAL
		BASE SALARY	BASE SALARY	+/-	EARNINGS	EARNINGS	EARNINGS	EARNINGS
0000321797	MGR ELEC & MECH ENGINEERING	112,927.36	112,927.36	0.00	112,930.09	0.00	11,582.32	124,512.41
0000302028	*BUS OPERATOR	49,649.60	51,667.20	2,017.60	54,140.81	7,770.67	0.00	61,911.48
0000315791	ROOF INSPECTOR II	62,236.46	62,236.46	0.00	65,736.59	0.00	7,181.14	72,917.73
0000304090	*BUS OPERATOR	50,169.60	51,667.20	1,497.60	55,465.70	1,869.89	0.00	57,335.59
0000307142	SYSTEM SAFETY AUDITOR	91,301.60	91,301.60	0.00	91,301.61	0.00	0.00	91,301.61
0000306561	*JOURNEYMAN ET-RAIL CAR MAINT	54,537.60	56,180.80	1,643.20	62,608.07	1,132.17	225.00	63,965.24
0000334857	*RAIL OPERATOR	49,649.60	51,147.20	1,497.60	50,397.21	10,466.74	3,584.60	64,448.55
0000341809	SR DIR TOD & REAL ESTATE	140,080.20	150,000.24	9,920.04	105,696.83	0.00	16,296.18	121,993.01
0000335357	MGR ENTERPRISE NETWORK OPS	117,472.42	117,472.42	0.00	117,472.68	0.00	12,440.07	129,912.75
0000317817	MGR SPEC PROJECTS & ANALYSIS	97,263.66	97,263.66	0.00	97,943.98	0.00	7,481.82	105,425.80
0000340779	*BUS OPERATOR (DATE LAST EMPLOYED 28-May-2021)	38,729.60	43,659.20	4,929.60	36,001.20	2,054.36	1,343.36	39,398.92
0000331800	REDUCED FARE REPRESENTATIVE	35,958.00	35,958.00	0.00	39,001.61	0.00	737.60	39,739.21
0000315281	*BUS OPERATOR	49,649.60	51,147.20	1,497.60	56,763.97	26,288.53	2,123.60	85,176.10
0000337705	*JOURNEYMAN ELEC POWER ELECT	54,537.60	56,180.80	1,643.20	59,612.09	5,516.86	225.00	65,353.95
0000324719	FOREMAN TRAIN CONTROL	63,211.20	63,211.20	0.00	69,750.20	29,539.08	4,862.40	104,151.68
0000344208	*JOURNEYMAN BUS TECHNICIAN	47,320.00	52,291.20	4,971.20	53,427.51	810.83	225.00	54,463.34
0000302424	MAINTENANCE PLANNER BUS	62,982.40	62,982.40	0.00	68,329.48	3,936.40	0.00	72,265.88
0000341410	CONTRACT SPECIALIST II (DATE LAST EMPLOYED 16-Apr-2021)	63,988.86	63,988.86	0.00	52,914.01	0.00	6,019.22	58,933.23
0000330886	*BUS OPERATOR	49,649.60	51,147.20	1,497.60	55,707.52	14,789.77	2,088.31	72,585.60
0000319388	ACCOUNTANT III	74,905.22	74,905.22	0.00	63,381.45	0.00	5,315.98	68,697.43
0000341494	*MATERIAL CONTROLLER	46,529.60	48,942.40	2,412.80	49,543.97	94.46	1,860.32	51,498.75
0000346044	CONTRACT SUPV POLICE OFFICER	83,200.00	83,200.00	0.00	25,280.00	0.00	0.00	25,280.00
0000319604	*JOURNEYMAN RAIL CAR MECHANIC (DATE LAST EMPLOYED 01-Nov-2020)	54,537.60	54,537.60	0.00	24,269.76	0.00	0.00	24,269.76
0000302475	*JOURNEYMAN ET-RAIL CAR MAINT	55,057.60	56,700.80	1,643.20	63,869.47	9,764.33	225.00	73,858.80
0000341601	*BUS OPERATOR (DATE LAST EMPLOYED 27-Jul-2021)	38,729.60	43,659.20	4,929.60	40,933.97	3,398.45	2,392.24	46,724.66
0000333098	*BUS OPERATOR	49,649.60	51,147.20	1,497.60	30,681.03	2,717.97	0.00	33,399.00
0000342819	GRAPHIC ARTIST	50,726.00	50,726.00	0.00	43,897.51	0.00	975.50	44,873.01
0000302065	*JOURNEYMAN RAIL CAR MECHANIC	54,537.60	56,180.80	1,643.20	64,079.08	2,283.51	225.00	66,587.59
0000322111	*BUS OPERATOR	49,649.60	51,147.20	1,497.60	55,602.98	11,908.80	0.00	67,511.78
0000302381	*BUS OPERATOR	50,169.60	51,667.20	1,497.60	56,750.27	33,564.29	0.00	90,314.56
0000337704	*JOURNEYMAN ET-TRAIN CONTROL	54,537.60	56,180.80	1,643.20	61,618.70	22,004.63	225.00	83,848.33
0000342963	*BUS OPERATOR	35,110.40	39,894.40	4,784.00	43,283.72	9,023.71	0.00	52,307.43
0000345618	*BUS OPERATOR (DATE LAST EMPLOYED 19-Jul-2021)	36,171.20	36,171.20	0.00	23,109.78	2,110.88	0.00	25,220.66
0000317200	FOREMAN TRACK & STRCT	60,777.60	60,777.60	0.00	65,621.72	17,415.12	0.00	83,036.84

**METROPOLITAN ATLANTA RAPID TRANSIT AUTHORITY (MARTA)**  
**MARTOC REPORT**

EE NUMBER	TITLE	FY 20	FY 21	DIFFERENCE	REGULAR	OVERTIME	OTHER	TOTAL
		BASE SALARY	BASE SALARY	+/-	EARNINGS	EARNINGS	EARNINGS	EARNINGS
0000322669	*JOURNEYMAN ELEC POWER ELECT	54,537.60	56,180.80	1,643.20	54,536.50	1,002.81	3,723.96	59,263.27
0000343779	*BUS OPERATOR	35,110.40	39,894.40	4,784.00	42,414.98	4,705.60	0.00	47,120.58
0000322095	TRANSIT POLICE OFFICER SR	60,465.60	60,465.60	0.00	64,198.16	16,940.58	6,627.96	87,766.70
0000344803	*BUS OPERATOR	36,171.20	36,171.20	0.00	34,765.10	2,928.91	0.00	37,694.01
0000306251	TRANSIT POLICE SERGEANT	72,758.40	72,758.40	0.00	77,045.45	12,960.12	1,390.46	91,396.03
0000323598	*BUS OPERATOR	49,649.60	51,147.20	1,497.60	56,490.98	5,431.40	0.00	61,922.38
0000315131	SUPV FARE COLLECTION OPERATION	66,417.00	66,417.00	0.00	70,002.15	1,038.84	0.00	71,040.99
0000345880	FINANCIAL SYSTEMS ADMIN	98,840.04	98,840.04	0.00	45,618.52	0.00	0.00	45,618.52
0000335378	MGR QUALITY CONTROL	93,699.06	93,699.06	0.00	97,199.22	0.00	1,801.91	99,001.13
0000321042	*JOURNEYMAN SUPPORT EQUIPMENT	54,537.60	56,180.80	1,643.20	59,999.88	5,864.00	225.00	66,088.88
0000323252	SUPV BUS TRANSPORTATION	62,379.20	62,379.20	0.00	66,509.01	12,063.51	3,808.73	82,381.25
0000306541	*RAIL OPERATOR	50,169.60	51,667.20	1,497.60	54,516.78	5,328.97	0.00	59,845.75
0000329322	*JOURNEYMAN RAIL CAR MECHANIC	54,537.60	56,180.80	1,643.20	59,964.06	13,562.09	225.00	73,751.15
0000304331	*MATERIAL CONTROLLER	51,126.40	52,644.80	1,518.40	59,652.45	9,147.71	0.00	68,800.16
0000337143	*BUS OPERATOR	46,030.40	51,147.20	5,116.80	54,541.32	30,982.81	0.00	85,524.13
0000339161	SR ENTERPRISE SECUR ENGINEER	95,962.10	95,962.10	0.00	72,407.56	34.10	0.00	72,441.66
0000327121	SUPV BUS TRANSPORTATION	58,843.20	58,843.20	0.00	62,237.12	1,858.17	452.64	64,547.93
0000302015	*BUS OPERATOR	49,649.60	51,667.20	2,017.60	56,124.44	15,674.45	0.00	71,798.89
0000304020	MGR REVENUE ADMINISTRATION	89,305.84	89,305.84	0.00	89,306.11	0.00	0.00	89,306.11
0000323026	*JOURNEYMAN BUS TECHNICIAN	53,705.60	55,328.00	1,622.40	59,538.32	8,471.60	225.00	68,234.92
0000333873	*BUS OPERATOR	49,649.60	51,147.20	1,497.60	46,348.71	4,090.04	3,973.09	54,411.84
0000306605	*BUS OPERATOR	50,169.60	51,667.20	1,497.60	45,824.72	38,194.18	0.00	84,018.90
0000305274	*STATION AGENT	44,928.00	46,280.00	1,352.00	51,702.40	0.00	0.00	51,702.40
0000304371	*MATERIAL CONTROLLER LEAD	52,166.40	54,267.20	2,100.80	58,206.54	13,903.22	0.00	72,109.76
0000339729	*JOURNEYMAN RAIL CAR MECHANIC	47,320.00	53,227.20	5,907.20	52,102.70	1,504.02	1,832.20	55,438.92
0000328297	*JOURNEYMAN SUPPORT EQUIPMENT	54,537.60	56,180.80	1,643.20	61,870.35	13,442.95	225.00	75,538.30
0000304060	*JOURNEYMAN TRACK WALKER (DATE LAST EMPLOYED 01-Mar-2021)	54,537.60	56,700.80	2,163.20	38,542.40	11,790.93	436.16	50,769.49
0000342604	*BUS OPERATOR	38,729.60	43,659.20	4,929.60	37,368.03	4,114.96	2,126.80	43,609.79
0000322333	SUPV BUS MAINTENANCE (DATE LAST EMPLOYED 12-Jan-2021)	60,756.80	60,756.80	0.00	36,247.00	4,644.42	2,190.75	43,082.17
0000306233	SCHEDULE DISTRIBUTION CLERK	31,453.50	31,453.50	0.00	34,953.60	1,451.72	3,508.28	39,913.60
0000322365	*BUS OPERATOR	49,649.60	51,147.20	1,497.60	52,554.85	10,028.25	1,573.76	64,156.86
0000321361	*SERVICEPERSON V	51,500.80	53,060.80	1,560.00	56,852.97	5,780.87	0.00	62,633.84
0000324946	*RAIL OPERATOR	49,649.60	51,147.20	1,497.60	29,006.70	2,911.38	0.00	31,918.08
0000344067	*BUS OPERATOR	35,110.40	39,894.40	4,784.00	40,713.70	3,536.56	556.23	44,806.49
0000314909	MGR OCCUPATIONAL MEDICAL SCVS	90,879.10	90,879.10	0.00	83,888.78	0.00	8,738.47	92,627.25

**METROPOLITAN ATLANTA RAPID TRANSIT AUTHORITY (MARTA)**  
**MARTOC REPORT**

EE NUMBER	TITLE	FY 20 BASE SALARY	FY 21 BASE SALARY	DIFFERENCE +/-	REGULAR EARNINGS	OVERTIME EARNINGS	OTHER EARNINGS	TOTAL EARNINGS
0000334757	*BUS OPERATOR	49,649.60	51,147.20	1,497.60	56,467.58	22,598.31	0.00	79,065.89
0000341613	*BUS OPERATOR	38,729.60	43,659.20	4,929.60	30,567.14	927.35	2,193.17	33,687.66
0000306034	MGR ACCOUNTING	88,309.00	107,690.96	19,381.96	103,127.03	0.00	19,199.41	122,326.44
0000342891	*BUS OPERATOR	35,110.40	39,894.40	4,784.00	39,961.78	4,480.33	0.00	44,442.11
0000323007	TRANSIT POLICE OFFICER SR	60,465.60	60,465.60	0.00	63,965.60	4,447.72	5,814.00	74,227.32
0000304773	CONTRACT PROFESSIONAL (DATE LAST EMPLOYED 30-Sep-2020)	0.00	0.00	0.00	21,916.44	2,689.38	0.00	24,605.82
0000320556	SR RIGHT OF WAY SPECIALIST	83,064.80	83,064.80	0.00	83,064.81	0.00	9,448.52	92,513.33
0000333265	*STATION AGENT	44,408.00	45,760.00	1,352.00	37,687.80	688.56	1,206.00	39,582.36
0000337879	*BUS OPERATOR	46,030.40	51,147.20	5,116.80	52,754.67	7,985.73	0.00	60,740.40
0000342631	OFFICE ADMINISTRATOR II	55,884.14	65,000.00	9,115.86	58,168.82	0.00	4,360.40	62,529.22
0000336175	*BUS OPERATOR (DATE LAST EMPLOYED 08-Jun-2021)	46,030.40	51,147.20	5,116.80	49,770.35	2,487.24	3,861.87	56,119.46
0000304943	*RAIL OPERATOR	50,169.60	51,667.20	1,497.60	55,863.18	14,625.88	0.00	70,489.06
0000302691	DIR REGIONAL PLANNING	115,852.88	132,461.16	16,608.28	125,370.97	0.00	16,133.15	141,504.12
0000339949	*BUS OPERATOR	42,369.60	47,424.00	5,054.40	49,085.29	6,018.77	0.00	55,104.06
0000333036	TRANSIT POLICE OFFICER SR	58,156.80	60,465.60	2,308.80	65,120.45	15,806.84	2,267.46	83,194.75
0000330992	RAIL SERVICES CONTROLLER	71,552.00	73,819.20	2,267.20	76,915.30	2,097.82	5,323.50	84,336.62
0000341510	TRANSIT POLICE OFFICER SR	47,798.40	51,708.80	3,910.40	55,724.52	14,929.67	229.80	70,883.99
0000304057	*JOURNEYMAN ET-HVAC	55,057.60	56,700.80	1,643.20	66,281.29	160.61	225.00	66,666.90
0000304991	PLANNER ELECTRICAL MAINTENANCE	60,444.80	60,444.80	0.00	66,850.80	22,913.81	1,394.88	91,159.49
0000303978	CLAIMS ADJUSTER III-WKRS COMP	68,709.68	68,709.68	0.00	68,709.77	0.00	6,606.70	75,316.47
0000332339	*SERVICEPERSON I	38,022.40	39,166.40	1,144.00	43,425.76	6,473.64	0.00	49,899.40
0000322103	DISPATCHER RADIO COMMUNICATION	60,548.80	60,548.80	0.00	63,556.86	2,467.13	465.76	66,489.75
0000341165	*BUS OPERATOR	38,729.60	43,659.20	4,929.60	46,418.56	11,157.86	0.00	57,576.42
0000322543	*BUS OPERATOR	49,649.60	51,147.20	1,497.60	48,785.68	89.89	3,993.61	52,869.18
0000327329	PERFORMANCE ANALYST	78,785.98	78,785.98	0.00	78,786.24	0.00	1,818.14	80,604.38
0000302704	SUPV RAIL LINE (DATE LAST EMPLOYED 01-Oct-2020)	63,793.60	63,793.60	0.00	18,928.62	5,796.65	0.00	24,725.27
0000345057	PROTECTIVE SPEC POLICE CADET	31,200.00	31,200.00	0.00	34,685.00	6,570.00	1,845.00	43,100.00
0000335758	COMMUNICATIONS COORD IOC	48,380.80	48,380.80	0.00	52,950.76	1,982.92	2,791.20	57,724.88
0000341390	TRANSIT POLICE OFFICER SR	45,947.20	49,691.20	3,744.00	52,272.55	14,033.87	1,313.95	67,620.37
0000302111	SAFETY OPERATIONAL OFFICER	73,476.00	73,476.00	0.00	77,051.36	942.00	9,796.80	87,790.16
0000319274	*JOURNEYMAN ET-HVAC	54,537.60	56,180.80	1,643.20	59,370.56	283.61	225.00	59,879.17
0000344197	PROTECTIVE SPEC POLICE CADET (DATE LAST EMPLOYED 03-May-2021)	31,200.00	31,200.00	0.00	33,143.75	1,794.39	2,492.55	37,430.69
0000322925	*JOURNEYMAN ET-TRAIN CONTROL	54,537.60	56,180.80	1,643.20	59,832.31	1,347.27	225.00	61,404.58
0000335407	SUPT REVENUE COLLECTIONS	66,436.50	71,444.62	5,008.12	68,940.74	0.00	2,725.60	71,666.34



**METROPOLITAN ATLANTA RAPID TRANSIT AUTHORITY (MARTA)**  
**MARTOC REPORT**

EE NUMBER	TITLE	FY 20 BASE SALARY	FY 21 BASE SALARY	DIFFERENCE +/-	REGULAR EARNINGS	OVERTIME EARNINGS	OTHER EARNINGS	TOTAL EARNINGS
0000338909	*BUS OPERATOR	42,369.60	47,424.00	5,054.40	49,120.83	3,187.34	683.75	52,991.92
0000320575	*REVENUE AGENT	47,465.60	50,856.00	3,390.40	51,684.42	220.05	0.00	51,904.47
0000306341	*RAIL STATION CLEANER	34,465.60	35,484.80	1,019.20	39,331.76	0.00	0.00	39,331.76
0000335266	*JOURNEYMAN ET-TRAIN CONTROL	54,537.60	56,180.80	1,643.20	58,645.08	22,909.20	225.00	81,779.28
0000333466	*HOSTLER JUNIOR APPRENTICE	40,622.40	41,849.60	1,227.20	47,107.78	5,445.68	0.00	52,553.46
0000336915	*BUS OPERATOR	46,030.40	51,147.20	5,116.80	54,895.36	18,444.89	0.00	73,340.25
0000343287	*PT BUS OPERATOR	0.00	0.00	0.00	23,050.43	0.00	173.90	23,224.33
0000327466	*BUS OPERATOR	42,369.60	47,424.00	5,054.40	33,304.45	2,214.48	0.00	35,518.93
0000339826	CRIMINAL JUSTICE INFO TECH REC	32,635.20	32,635.20	0.00	35,978.11	611.92	0.00	36,590.03
0000343218	*BUS OPERATOR	35,110.40	39,894.40	4,784.00	43,227.42	6,035.28	0.00	49,262.70
0000323527	*BUS OPERATOR	49,649.60	51,147.20	1,497.60	35,478.19	7,516.87	5,021.78	48,016.84
0000333772	*BUS OPERATOR	49,649.60	51,147.20	1,497.60	43,661.90	5,646.58	2,140.88	51,449.36
0000335624	*RAIL OPERATOR	49,649.60	51,147.20	1,497.60	37,600.46	1,400.38	8,690.58	47,691.42
0000335626	*BUS OPERATOR	49,649.60	51,147.20	1,497.60	50,935.51	17,561.14	2,105.30	70,601.95
0000343099	TRANSIT POLICE OFFICER	44,200.00	45,947.20	1,747.20	49,424.18	298.22	0.00	49,722.40
0000343269	*BUS OPERATOR	35,110.40	39,894.40	4,784.00	32,332.13	4,885.75	2,803.13	40,021.01
0000318109	TRANSIT POLICE SERGEANT	72,758.40	72,758.40	0.00	75,733.70	12,566.57	10,494.00	98,794.27
0000331188	MGR CONTRACTS	95,860.18	98,000.24	2,140.06	96,518.88	0.00	7,045.46	103,564.34
0000303152	*SERVICEPERSON I	38,022.40	39,166.40	1,144.00	44,480.36	3,965.99	0.00	48,446.35
0000323608	*BUS OPERATOR (DATE LAST EMPLOYED 08-Jul-2021)	72,774.00	36,171.20	-36,602.80	34,091.15	245.17	5,905.30	40,241.62
0000339296	*BUS OPERATOR	42,369.60	47,424.00	5,054.40	50,188.95	9,536.10	0.00	59,725.05
0000330397	*JOURNEYMAN ELEC POWER ELECT	54,537.60	56,180.80	1,643.20	62,228.64	1,111.69	225.00	63,565.33
0000329162	*BUS OPERATOR	49,649.60	51,147.20	1,497.60	51,909.75	10,440.09	3,517.92	65,867.76
0000302327	*RAIL OPERATOR	50,169.60	51,667.20	1,497.60	59,405.04	21,918.88	0.00	81,323.92
0000337076	*BUS OPERATOR	46,030.40	51,147.20	5,116.80	49,274.22	13,025.32	0.00	62,299.54
0000345381	*JOURNEYMAN BUS TECHNICIAN	51,771.20	51,771.20	0.00	42,758.56	1,906.57	225.00	44,890.13
0000336232	FIELD INSPECTOR II	54,346.50	54,346.50	0.00	60,285.22	10,743.96	2,184.73	73,213.91
0000345445	PROJECT MANAGER II	99,560.50	99,560.50	0.00	72,756.09	0.00	2,042.27	74,798.36
0000344476	PROTECTIVE SPEC POLICE CADET (DATE LAST EMPLOYED 19-Jun-2021)	31,200.00	31,200.00	0.00	22,843.70	6,024.38	2,146.05	31,014.13
0000303550	*JOURNEYMAN AA BUS TECHNICIAN	55,057.60	56,700.80	1,643.20	60,092.88	317.64	225.00	60,635.52
0000322681	MAINTENANCE PLANNER BUS	60,985.60	60,985.60	0.00	66,186.16	22,517.76	2,345.60	91,049.52
0000331997	*BUS OPERATOR	49,649.60	51,147.20	1,497.60	49,811.43	9,622.84	2,557.36	61,991.63
0000331452	*SR TRAFFIC CHECKER	38,750.40	39,915.20	1,164.80	42,674.53	230.28	0.00	42,904.81
0000334040	*BUS OPERATOR	39,894.40	39,894.40	0.00	28,918.48	1,767.11	492.44	31,178.03

## MARTOC REPORT

EE NUMBER	TITLE	FY 20	FY 21	DIFFERENCE	REGULAR	OVERTIME	OTHER	TOTAL
		BASE SALARY	BASE SALARY	+/-	EARNINGS	EARNINGS	EARNINGS	EARNINGS
0000324539	*RAIL OPERATOR	49,649.60	51,147.20	1,497.60	56,892.25	16,078.35	0.00	72,970.60
0000302842	*BUS OPERATOR	50,169.60	51,667.20	1,497.60	60,174.78	25,533.89	0.00	85,708.67
0000333277	*RAIL OPERATOR	46,030.40	51,147.20	5,116.80	53,525.67	4,014.43	1,377.04	58,917.14
0000303655	*SERVICEPERSON V	52,020.80	53,580.80	1,560.00	54,573.26	5,539.93	6,706.58	66,819.77
0000322574	MOBILITY MAINT PROGRAM MGR	63,980.80	79,000.22	15,019.42	72,068.21	0.00	12,153.89	84,222.10
0000333371	*JOURNEYMAN TRACK WALKER	54,537.60	56,180.80	1,643.20	55,729.14	8,027.74	4,258.41	68,015.29
0000317547	WEB DEVELOPER III	83,018.26	83,018.26	0.00	82,763.13	0.00	10,016.74	92,779.87
0000318490	BREEZE MEDIA DIST AGENT	44,733.00	44,733.00	0.00	44,733.00	0.00	0.00	44,733.00
0000307042	*JOURNEYMAN RAIL CAR MECHANIC	47,320.00	53,227.20	5,907.20	55,524.15	1,096.19	225.00	56,845.34
0000316267	*BUS OPERATOR	49,649.60	51,147.20	1,497.60	39,577.47	10,022.85	0.00	49,600.32
0000338896	*BUS OPERATOR	42,369.60	47,424.00	5,054.40	44,028.03	3,006.93	4,388.44	51,423.40
0000344190	*JOURNEYMAN TRACK MAINTAINER	47,320.00	53,227.20	5,907.20	42,678.91	5,639.97	1,968.87	50,287.75
0000303451	SUPV BUS & RAIL STORES	68,078.40	68,078.40	0.00	72,233.00	1,832.88	2,618.40	76,684.28
0000345382	*JOURNEYMAN BUS TECHNICIAN (DATE LAST EMPLOYED 14-Jul-2021)	51,771.20	51,771.20	0.00	42,781.30	940.29	225.00	43,946.59
0000334417	*BUS OPERATOR	49,649.60	51,147.20	1,497.60	53,719.38	9,352.94	2,308.80	65,381.12
0000322191	PRINCIPAL PLANNER/PROJ SCHED	98,539.22	98,539.22	0.00	98,539.75	0.00	0.00	98,539.75
0000343452	*BUS OPERATOR	35,110.40	39,894.40	4,784.00	43,637.32	11,265.52	0.00	54,902.84
0000337286	*BUS OPERATOR	46,030.40	51,147.20	5,116.80	20,497.80	697.31	1,977.00	23,172.11
0000326712	*BUS OPERATOR	49,649.60	51,147.20	1,497.60	53,420.26	3,501.45	578.64	57,500.35
0000322539	*BUS OPERATOR	49,649.60	51,147.20	1,497.60	52,796.16	4,175.28	954.80	57,926.24
0000315092	*BUS OPERATOR	49,649.60	51,147.20	1,497.60	52,537.85	15,175.58	0.00	67,713.43
0000329346	*JOURNEYMAN BUS TECHNICIAN	53,705.60	55,328.00	1,622.40	58,938.20	255.02	225.00	59,418.22
0000321620	*BUS OPERATOR	49,649.60	51,147.20	1,497.60	60,375.12	54,689.44	0.00	115,064.56
0000343129	*JOURNEYMAN BUS TECHNICIAN	50,252.80	52,291.20	2,038.40	57,834.60	22,810.85	225.00	80,870.45
0000307138	FOREMAN COMMUNICATION	60,756.80	60,756.80	0.00	65,162.31	14,444.40	0.00	79,606.71
0000326265	*JOURNEYMAN RAIL CAR MECHANIC	54,537.60	56,180.80	1,643.20	59,768.43	9,123.32	225.00	69,116.75
0000342952	*SERVICEPERSON I	36,400.00	39,166.40	2,766.40	42,705.28	7,228.83	0.00	49,934.11
0000344258	*BUS OPERATOR	39,894.40	39,894.40	0.00	39,987.70	4,368.45	0.00	44,356.15
0000303446	CONTRACT EMP PT POLICE OFFICER	0.00	0.00	0.00	52,836.31	1,852.94	0.00	54,689.25
0000304918	*JOURNEYMAN RAIL CAR MECHANIC	55,057.60	56,700.80	1,643.20	60,241.81	0.00	225.00	60,466.81
0000330387	*JOURNEYMAN ELEC POWER ELECT	54,537.60	56,180.80	1,643.20	60,174.52	14,218.18	225.00	74,617.70
0000316182	*BUS OPERATOR	49,649.60	51,147.20	1,497.60	52,611.54	2,400.41	1,753.21	56,765.16
0000323622	*BUS OPERATOR	49,649.60	51,147.20	1,497.60	55,515.63	8,569.61	0.00	64,085.24
0000305241	*BUS OPERATOR	50,169.60	51,667.20	1,497.60	54,464.62	3,095.28	0.00	57,559.90
0000334067	TRANSIT POLICE OFFICER SPECIAL	55,931.20	60,465.60	4,534.40	62,564.89	31,083.27	2,796.00	96,444.16

**METROPOLITAN ATLANTA RAPID TRANSIT AUTHORITY (MARTA)**  
**MARTOC REPORT**

EE NUMBER	TITLE	FY 20 BASE SALARY	FY 21 BASE SALARY	DIFFERENCE +/-	REGULAR EARNINGS	OVERTIME EARNINGS	OTHER EARNINGS	TOTAL EARNINGS
0000335208	*JOURNEYMAN ET-RADIO MAINT	54,537.60	56,180.80	1,643.20	59,198.12	10,281.15	225.00	69,704.27
0000335114	*BUS OPERATOR	49,649.60	51,147.20	1,497.60	34,382.08	729.40	0.00	35,111.48
0000328223	PROJECT MANAGER II	102,547.64	102,547.64	0.00	102,547.85	0.00	11,832.42	114,380.27
0000344209	*JOURNEYMAN BUS TECHNICIAN	47,320.00	51,771.20	4,451.20	53,675.30	15,679.62	225.00	69,579.92
0000305519	SUPV PARKING SVC	33,598.50	33,598.50	0.00	36,952.20	1,059.74	1,550.72	39,562.66
0000332872	TRANSIT POLICE OFFICER SPECIAL	51,708.80	58,156.80	6,448.00	52,677.35	5,693.12	8,338.20	66,708.67
0000331746	CONTRACT PROFESSIONAL (DATE LAST EMPLOYED 31-Dec-2020)	0.00	0.00	0.00	56,119.20	0.00	0.00	56,119.20
0000325272	TRANSIT POLICE SERGEANT	69,971.20	72,758.40	2,787.20	74,305.70	25,573.93	7,765.03	107,644.66
0000332612	*BUS OPERATOR	49,649.60	51,147.20	1,497.60	55,063.83	10,244.57	0.00	65,308.40
0000342975	*BUS OPERATOR	35,110.40	39,894.40	4,784.00	42,196.87	5,880.22	1,654.64	49,731.73
0000338826	*RAIL STATION CLEANER	33,945.60	34,964.80	1,019.20	37,789.20	0.00	0.00	37,789.20
0000344475	PROTECTIVE SPEC POLICE CADET (DATE LAST EMPLOYED 23-Apr-2021)	31,200.00	31,200.00	0.00	26,142.60	0.00	474.90	26,617.50
0000344325	*JOURNEYMAN BUS TECHNICIAN	47,320.00	51,771.20	4,451.20	43,683.72	2,764.86	225.00	46,673.58
0000343063	*BUS OPERATOR	35,110.40	39,894.40	4,784.00	42,519.68	9,470.28	1,227.52	53,217.48
0000345615	*BUS OPERATOR	36,171.20	36,171.20	0.00	25,219.01	2,913.46	0.00	28,132.47
0000332894	*BUS OPERATOR	49,649.60	51,147.20	1,497.60	47,012.41	484.87	3,017.49	50,514.77
0000341090	TRANSIT POLICE OFFICER SR	45,947.20	49,691.20	3,744.00	48,832.69	1,188.33	3,870.18	53,891.20
0000304268	*BUS OPERATOR	49,649.60	51,147.20	1,497.60	58,628.06	24,822.68	0.00	83,450.74
0000316339	*JOURNEYMAN ELEC POWER ELECT	54,537.60	56,180.80	1,643.20	58,348.73	15,531.98	1,928.36	75,809.07
0000334064	TRANSIT POLICE OFFICER SR	60,465.60	60,465.60	0.00	58,907.42	4,970.99	6,395.40	70,273.81
0000343426	*BUS OPERATOR	35,110.40	39,894.40	4,784.00	38,049.34	8,335.57	767.20	47,152.11
0000344995	*JOURNEYMAN BUS TECHNICIAN	47,320.00	51,771.20	4,451.20	52,042.00	1,470.76	225.00	53,737.76
0000338903	*BUS OPERATOR	42,369.60	47,424.00	5,054.40	49,371.47	2,752.40	488.88	52,612.75
0000340768	PROTECTIVE SPEC POLICE CADET	31,200.00	31,200.00	0.00	34,448.75	1,096.88	2,775.00	38,320.63
0000334849	*BUS OPERATOR	49,649.60	51,147.20	1,497.60	55,946.40	14,736.22	0.00	70,682.62
0000342306	*BUS OPERATOR	38,729.60	43,659.20	4,929.60	31,980.25	1,136.67	3,015.68	36,132.60
0000339548	*BUS OPERATOR	38,729.60	43,659.20	4,929.60	38,123.74	3,852.75	4,667.57	46,644.06
0000336906	*BUS OPERATOR	46,030.40	51,147.20	5,116.80	43,671.82	2,942.29	393.44	47,007.55
0000339386	*BUS OPERATOR	42,369.60	47,424.00	5,054.40	49,289.66	10,359.81	0.00	59,649.47
0000333264	*SERVICEPERSON I	33,945.60	35,484.80	1,539.20	39,059.58	4,303.74	0.00	43,363.32
0000304280	FOREMAN PAINT SHOP FACILITIES (DATE LAST EMPLOYED 01-Aug-2020)	63,772.80	63,772.80	0.00	7,603.68	3,587.22	19,714.38	30,905.28
0000320449	CONTRACT EMP ADMIN SUPPORT	0.00	0.00	0.00	24,283.84	155.18	0.00	24,439.02
0000332093	*BUS OPERATOR	49,649.60	51,147.20	1,497.60	56,274.53	5,654.66	0.00	61,929.19
0000317606	*BUS OPERATOR	49,649.60	51,147.20	1,497.60	54,599.20	12,547.07	2,499.76	69,646.03

**METROPOLITAN ATLANTA RAPID TRANSIT AUTHORITY (MARTA)**  
**MARTOC REPORT**

EE NUMBER	TITLE	FY 20	FY 21	DIFFERENCE	REGULAR	OVERTIME	OTHER	TOTAL
		BASE SALARY	BASE SALARY	+/-	EARNINGS	EARNINGS	EARNINGS	EARNINGS
0000303125	MAINTENANCE PLANNER BUS (DATE LAST EMPLOYED 01-Jan-2021)	64,396.80	64,396.80	0.00	33,684.48	10,402.56	8,193.57	52,280.61
0000337785	CJIT-POLICE DISPATCHER (DATE LAST EMPLOYED 04-Jun-2021)	41,766.40	41,766.40	0.00	43,933.50	850.89	5,930.23	50,714.62
0000342261	*BUS OPERATOR	38,729.60	43,659.20	4,929.60	32,148.10	6,447.98	148.96	38,745.04
0000338214	*BUS OPERATOR	46,030.40	51,147.20	5,116.80	51,827.61	6,154.97	0.00	57,982.58
0000304134	CONTRACT EMP PT POLICE OFFICER	0.00	0.00	0.00	27,241.50	0.00	0.00	27,241.50
0000319937	*SERVICEPERSON I	38,022.40	39,166.40	1,144.00	35,078.57	1,096.80	292.48	36,467.85
0000319098	SR COST ANALYST	80,932.54	86,152.30	5,219.76	83,883.79	0.00	12,692.27	96,576.06
0000331206	*BUS OPERATOR	49,649.60	51,147.20	1,497.60	52,045.26	826.08	2,320.32	55,191.66
0000335299	*BUS OPERATOR	49,649.60	51,147.20	1,497.60	51,970.41	10,813.39	190.96	62,974.76
0000340101	*BUS OPERATOR	42,369.60	47,424.00	5,054.40	42,550.85	7,464.68	2,675.99	52,691.52
0000305230	COMPENSATION ANALYST III	83,590.00	83,590.00	0.00	67,515.48	0.00	13,287.21	80,802.69
0000341330	*BUS OPERATOR	38,729.60	43,659.20	4,929.60	34,756.89	2,883.18	1,191.68	38,831.75
0000305188	*BUS DISPATCHER (BLOCKOUT) (DATE LAST EMPLOYED 01-Nov-2020)	50,273.60	50,273.60	0.00	22,393.00	870.12	0.00	23,263.12
0000302534	*BUS OPERATOR	50,169.60	51,667.20	1,497.60	51,439.82	6,474.46	578.88	58,493.16
0000344453	*BUS OPERATOR	39,894.40	39,894.40	0.00	38,975.84	7,003.17	195.13	46,174.14
0000329427	*JOURNEYMAN RAIL CAR MECHANIC	54,537.60	56,180.80	1,643.20	60,167.81	5,556.94	225.00	65,949.75
0000302940	*BUS OPERATOR	49,649.60	51,147.20	1,497.60	54,660.56	9,026.84	0.00	63,687.40
0000320338	DIR SHORT RANGE PLANNING	141,728.60	141,728.60	0.00	141,729.06	0.00	13,603.77	155,332.83
0000318107	TRANSIT POLICE SERGEANT	72,758.40	72,758.40	0.00	77,815.01	36,938.91	9,759.42	124,513.34
0000332651	*SERVICEPERSON IV	35,443.20	41,849.60	6,406.40	24,225.35	649.11	160.96	25,035.42
0000345628	*JOURNEYMAN BUS TECHNICIAN	48,755.20	48,755.20	0.00	31,170.68	1,307.63	0.00	32,478.31
0000339167	*BUS OPERATOR	42,369.60	47,424.00	5,054.40	38,884.67	608.22	4,046.51	43,539.40
0000331102	*JOURNEYMAN ET-HVAC	54,537.60	56,180.80	1,643.20	59,145.45	2,287.08	225.00	61,657.53
0000342137	TRANSIT POLICE OFFICER SR	47,798.40	49,691.20	1,892.80	47,377.86	2,381.84	1,149.00	50,908.70
0000335536	*JOURNEYMAN ET-HVAC	54,537.60	56,180.80	1,643.20	58,935.35	1,588.57	225.00	60,748.92
0000332190	*RAIL OPERATOR	49,649.60	51,147.20	1,497.60	56,234.56	9,472.01	0.00	65,706.57
0000325326	*JOURNEYMAN ET-RADIO MAINT	54,537.60	56,180.80	1,643.20	61,019.84	26,476.09	225.00	87,720.93
0000333668	*PT BUS OPERATOR	0.00	0.00	0.00	23,094.00	0.00	0.00	23,094.00
0000332756	SUPV RAIL LINE	58,968.00	58,968.00	0.00	64,813.98	20,341.19	4,819.50	89,974.67
0000316208	RAIL SERVICES CONTROLLER	84,364.80	86,632.00	2,267.20	86,512.00	3,184.48	9,561.60	99,258.08
0000329227	TRANSIT POLICE OFFICER SR	60,465.60	60,465.60	0.00	61,872.57	19,840.32	8,364.90	90,077.79
0000343720	*BUS OPERATOR	35,110.40	36,171.20	1,060.80	19,536.66	2,738.02	0.00	22,274.68
0000324538	*JOURNEYMAN AA BUS TECHNICIAN	52,478.40	54,433.60	1,955.20	21,284.79	39.12	628.68	21,952.59
0000320483	*MATERIAL CONTROLLER	50,606.40	52,124.80	1,518.40	54,344.89	0.00	0.00	54,344.89

## MARTOC REPORT

EE NUMBER	TITLE	FY 20	FY 21	DIFFERENCE	REGULAR	OVERTIME	OTHER	TOTAL
		BASE SALARY	BASE SALARY	+/-	EARNINGS	EARNINGS	EARNINGS	EARNINGS
0000321542	*BUS OPERATOR	49,649.60	51,147.20	1,497.60	55,929.74	19,108.96	0.00	75,038.70
0000338977	*BUS OPERATOR	42,369.60	47,424.00	5,054.40	48,792.80	10,863.16	2,254.57	61,910.53
0000338641	*RAIL STATION CLEANER	33,945.60	34,964.80	1,019.20	40,313.33	30,146.61	0.00	70,459.94
0000341918	DBE/SMALL BUSINESS ANALYST (DATE LAST EMPLOYED 11-Jun-2021)	62,125.18	62,125.18	0.00	60,930.75	0.00	2,498.40	63,429.15
0000317860	*BUS OPERATOR	49,649.60	51,147.20	1,497.60	59,104.54	23,076.19	0.00	82,180.73
0000317776	*STATION AGENT (DATE LAST EMPLOYED 31-Dec-2020)	44,408.00	44,408.00	0.00	26,501.33	256.20	512.40	27,269.93
0000336341	*RAIL OPERATOR	46,030.40	51,147.20	5,116.80	45,108.43	2,391.22	2,433.08	49,932.73
0000327578	CONTRACT PROFESSIONAL (DATE LAST EMPLOYED 31-Dec-2020)	0.00	0.00	0.00	64,727.79	0.00	0.00	64,727.79
0000333230	MOBILITY CUSTOMER CARE REP	40,930.50	40,930.50	0.00	41,276.89	94.49	1,500.83	42,872.21
0000305807	*JOURNEYMAN ET-RAIL CAR MAINT	54,537.60	56,700.80	2,163.20	58,835.77	9,988.92	2,356.30	71,180.99
0000335996	*BUS OPERATOR	49,649.60	51,147.20	1,497.60	42,186.06	1,377.23	3,792.33	47,355.62
0000322666	*BUS OPERATOR	49,649.60	51,147.20	1,497.60	51,842.71	10,697.28	1,342.48	63,882.47
0000324687	DISPATCHER-RAIL TRANSPORTATION	58,281.60	58,281.60	0.00	63,238.64	8,574.12	0.00	71,812.76
0000340453	*RAIL OPERATOR	38,729.60	43,659.20	4,929.60	47,744.11	15,481.64	0.00	63,225.75
0000337780	*JOURNEYMAN TRACK MAINTAINER	54,537.60	56,180.80	1,643.20	62,343.41	11,229.85	0.00	73,573.26
0000302566	*JOURNEYMAN AUTOMOTIVE TECH	55,057.60	56,700.80	1,643.20	60,325.67	81.78	225.00	60,632.45
0000305607	*STATION AGENT	44,928.00	46,280.00	1,352.00	54,937.16	15,496.36	0.00	70,433.52
0000320768	*JOURNEYMAN SUPPORT EQUIPMENT	54,537.60	56,180.80	1,643.20	57,526.63	157.32	225.00	57,908.95
0000332689	*BUS OPERATOR	49,649.60	51,147.20	1,497.60	51,321.85	2,107.02	1,020.50	54,449.37
0000321373	*BUS OPERATOR	49,649.60	51,147.20	1,497.60	54,754.66	10,902.52	0.00	65,657.18
0000344875	*SERVICEPERSON VII GROUNDSKEEPR	34,860.80	37,980.80	3,120.00	40,943.32	3,200.68	0.00	44,144.00
0000341190	*BUS OPERATOR	38,729.60	43,659.20	4,929.60	47,834.57	17,821.86	0.00	65,656.43
0000344255	*BUS OPERATOR	35,110.40	39,894.40	4,784.00	39,667.91	4,272.33	1,074.08	45,014.32
0000345958	*BUS OPERATOR	36,171.20	36,171.20	0.00	17,434.48	2,769.48	0.00	20,203.96
0000334187	MOBILITY CUSTOMER CARE REP	40,930.50	40,930.50	0.00	40,521.30	440.82	3,306.03	44,268.15
0000343706	*SECRETARY (N9)	36,046.40	38,916.80	2,870.40	37,456.41	705.83	748.40	38,910.64
0000316340	*REVENUE AGENT	49,358.40	50,856.00	1,497.60	53,733.60	110.03	0.00	53,843.63
0000304636	SUPT CONTROL CENTER	93,695.94	93,695.94	0.00	97,195.97	0.00	15,375.76	112,571.73
0000339459	*JOURNEYMAN RAIL CAR MECHANIC	51,500.80	48,755.20	-2,745.60	54,943.75	2,954.96	225.00	58,123.71
0000304410	*BUS OPERATOR	46,030.40	51,147.20	5,116.80	51,543.65	5,732.54	1,829.85	59,106.04
0000318737	CAPITAL PROJECTS ADMINISTRATOR	43,602.00	43,602.00	0.00	43,602.00	0.00	6,864.52	50,466.52
0000326617	*BUS OPERATOR	49,649.60	51,147.20	1,497.60	47,124.11	423.60	1,831.40	49,379.11
0000303192	*BUS OPERATOR	49,649.60	51,667.20	2,017.60	56,605.47	3,357.02	0.00	59,962.49
0000340596	*BUS OPERATOR	38,729.60	43,659.20	4,929.60	34,869.26	1,741.12	2,869.08	39,479.46

## MARTOC REPORT

EE NUMBER	TITLE	FY 20 BASE SALARY	FY 21 BASE SALARY	DIFFERENCE +/-	REGULAR EARNINGS	OVERTIME EARNINGS	OTHER EARNINGS	TOTAL EARNINGS
0000315162	*BUS OPERATOR	49,649.60	51,147.20	1,497.60	55,824.22	17,374.45	0.00	73,198.67
0000343466	*BUS OPERATOR	35,110.40	39,894.40	4,784.00	34,240.21	2,472.75	2,561.80	39,274.76
0000332895	*BUS OPERATOR	49,649.60	51,147.20	1,497.60	47,683.90	5,635.45	5,713.96	59,033.31
0000335656	*JOURNEYMAN TRACK MAINTAINER	54,537.60	56,180.80	1,643.20	60,087.60	14,821.95	0.00	74,909.55
0000327869	CJIT-CALL TAKER	42,140.80	42,140.80	0.00	45,972.98	2,195.68	1,620.80	49,789.46
0000306136	*TRANSPORTATION ASSISTANT	38,396.80	39,540.80	1,144.00	42,336.80	250.86	0.00	42,587.66
0000315064	*BUS OPERATOR	49,649.60	51,147.20	1,497.60	56,738.79	15,585.67	0.00	72,324.46
0000305259	*BUS OPERATOR	50,169.60	51,667.20	1,497.60	42,036.06	2,942.24	5,988.97	50,967.27
0000343559	*BUS OPERATOR	35,110.40	39,894.40	4,784.00	43,389.94	7,361.62	0.00	50,751.56
0000343561	*BUS OPERATOR	35,110.40	39,894.40	4,784.00	41,571.06	7,976.54	0.00	49,547.60
0000320319	*RAIL STATION CLEANER	33,945.60	34,964.80	1,019.20	23,248.84	0.00	0.00	23,248.84
0000322492	*RAIL STATION CLEANER	33,945.60	34,964.80	1,019.20	37,888.59	2,141.04	0.00	40,029.63
0000304657	*BUS OPERATOR	49,649.60	51,667.20	2,017.60	45,203.55	16,517.88	1,163.04	62,884.47
0000339243	CUSTOMER CARE REP (DATE LAST EMPLOYED 07-May-2021)	42,295.50	42,295.50	0.00	37,409.91	0.00	2,020.43	39,430.34
0000341534	TRANSIT POLICE OFFICER SR	42,515.20	45,947.20	3,432.00	49,083.96	16,046.56	0.00	65,130.52
0000334788	*RAIL OPERATOR	49,649.60	51,147.20	1,497.60	51,896.00	12,271.55	3,909.63	68,077.18
0000306036	SAFETY OPERATIONAL OFFICER	63,063.00	72,774.00	9,711.00	75,880.91	5,844.93	4,478.40	86,204.24
0000342596	*BUS OPERATOR	38,729.60	43,659.20	4,929.60	40,133.91	7,375.04	1,290.59	48,799.54
0000344907	*BUS OPERATOR	36,171.20	36,171.20	0.00	36,481.62	2,351.88	0.00	38,833.50
0000343474	*BUS OPERATOR	35,110.40	39,894.40	4,784.00	40,369.53	5,174.18	1,376.48	46,920.19
0000302962	*JOURNEYMAN BUS TECHNICIAN	54,225.60	55,848.00	1,622.40	60,388.43	9,017.67	225.00	69,631.10
0000304113	*MATERIAL CONTROLLER LEAD	52,166.40	53,747.20	1,580.80	56,864.38	253.94	0.00	57,118.32
0000345130	TRANSIT POLICE OFFICER	39,291.20	42,515.20	3,224.00	45,614.15	6,653.67	1,833.01	54,100.83
0000333340	*JOURNEYMAN TRACK WALKER	54,537.60	56,180.80	1,643.20	62,656.43	27,011.94	0.00	89,668.37
0000320035	*JOURNEYMAN ET-RAIL CAR MAINT	54,537.60	56,180.80	1,643.20	59,827.16	2,796.95	225.00	62,849.11
0000330156	*RAIL OPERATOR	49,649.60	51,147.20	1,497.60	44,800.66	600.69	0.00	45,401.35
0000342555	CONTRACT SPECIALIST III	74,000.16	74,000.16	0.00	68,261.80	0.00	569.24	68,831.04
0000343833	*BUS OPERATOR (DATE LAST EMPLOYED 07-Jun-2021)	35,110.40	39,894.40	4,784.00	39,998.19	11,492.57	929.02	52,419.78
0000339516	CLAIMS ADJUSTER III	66,414.66	66,414.66	0.00	66,414.76	0.00	1,277.21	67,691.97
0000302161	SUPV CUSTOMER SERVICES CENTER	68,904.94	68,904.94	0.00	68,905.21	0.00	0.00	68,905.21
0000339046	*BUS OPERATOR	42,369.60	47,424.00	5,054.40	51,125.12	7,845.44	364.80	59,335.36
0000323701	*JOURNEYMAN SUPPORT EQUIPMENT	54,537.60	56,180.80	1,643.20	56,380.05	589.96	2,951.97	59,921.98
0000332080	*BUS OPERATOR	49,649.60	51,147.20	1,497.60	46,147.24	50.42	4,125.58	50,323.24
0000328142	PROTECTIVE SPEC POLICE CADET	31,990.40	31,990.40	0.00	35,874.90	5,698.29	1,553.38	43,126.57
0000302013	*JOURNEYMAN ET-TRAIN CONTROL	55,057.60	56,700.80	1,643.20	61,724.81	25,781.28	225.00	87,731.09

**METROPOLITAN ATLANTA RAPID TRANSIT AUTHORITY (MARTA)**  
**MARTOC REPORT**

EE NUMBER	TITLE	FY 20 BASE SALARY	FY 21 BASE SALARY	DIFFERENCE +/-	REGULAR EARNINGS	OVERTIME EARNINGS	OTHER EARNINGS	TOTAL EARNINGS
0000332249	*BUS OPERATOR	49,649.60	51,147.20	1,497.60	29,307.81	964.64	0.00	30,272.45
0000304401	*JOURNEYMAN ET-RADIO MAINT	55,057.60	56,700.80	1,643.20	66,065.61	62,435.45	225.00	128,726.06
0000335150	*BUS OPERATOR	49,649.60	51,147.20	1,497.60	56,576.58	21,720.51	0.00	78,297.09
0000343061	*BUS OPERATOR	35,110.40	39,894.40	4,784.00	42,728.17	3,297.95	153.44	46,179.56
0000342568	*SERVICEPERSON I	36,400.00	39,166.40	2,766.40	32,644.30	1,613.36	451.92	34,709.58
0000344128	*BUS OPERATOR	35,110.40	39,894.40	4,784.00	37,620.73	3,696.12	1,424.14	42,740.99
0000337387	MGR MAINT CONTROL CENTER	87,418.50	87,418.50	0.00	87,485.85	0.00	1,793.20	89,279.05
0000341986	CUSTOMER CARE REP	38,746.50	38,746.50	0.00	38,761.57	7.46	0.00	38,769.03
0000330920	*BUS OPERATOR	49,649.60	51,147.20	1,497.60	56,506.30	29,786.55	196.72	86,489.57
0000303905	*JOURNEYMAN SUPPORT EQUIPMENT	55,057.60	56,700.80	1,643.20	58,928.41	0.00	225.00	59,153.41
0000342293	*BUS OPERATOR	38,729.60	43,659.20	4,929.60	44,249.45	7,264.48	1,285.73	52,799.66
0000332338	*BUS OPERATOR	49,649.60	51,147.20	1,497.60	41,979.62	2,660.55	4,589.74	49,229.91
0000306638	*BUS OPERATOR	50,169.60	51,667.20	1,497.60	61,199.59	51,358.50	0.00	112,558.09
0000343791	PROTECTIVE SPEC POLICE CADET	31,200.00	31,200.00	0.00	34,722.50	3,206.27	2,595.00	40,523.77
0000336161	*JOURNEYMAN ET-TELEPHONE MAINT	54,537.60	56,180.80	1,643.20	51,497.86	1,701.64	225.00	53,424.50
0000316658	*RAIL OPERATOR	49,649.60	51,147.20	1,497.60	43,707.48	1,883.80	0.00	45,591.28
0000338982	*BUS OPERATOR	42,369.60	47,424.00	5,054.40	19,261.00	1,678.38	325.92	21,265.30
0000322356	*RAIL OPERATOR	46,030.40	51,147.20	5,116.80	40,792.17	2,216.99	2,595.68	45,604.84
0000336917	TRANSIT POLICE OFFICER SR	53,768.00	53,768.00	0.00	55,510.20	2,675.48	1,912.90	60,098.58
0000345585	*JOURNEYMAN ELEC POWER ELECT	48,755.20	48,755.20	0.00	33,058.60	1,228.28	0.00	34,286.88
0000335537	*JOURNEYMAN ELEC POWER ELECT	54,537.60	56,180.80	1,643.20	61,913.68	61,739.23	225.00	123,877.91
0000320592	PARKING SERVICES REP	23,809.50	23,809.50	0.00	27,407.29	219.79	0.00	27,627.08
0000337720	*JOURNEYMAN ELEC POWER ELECT	54,537.60	56,180.80	1,643.20	60,194.36	50,213.45	225.00	110,632.81
0000344760	SUPV LIGHT RAIL MAINT	61,089.60	61,089.60	0.00	64,824.57	2,702.09	0.00	67,526.66
0000331986	*RAIL OPERATOR	49,649.60	51,147.20	1,497.60	56,043.88	3,035.95	0.00	59,079.83
0000316527	ACCOUNTING SPECIALIST III	49,257.00	49,257.00	0.00	50,027.43	6,655.45	0.00	56,682.88
0000343297	*BUS OPERATOR	35,110.40	39,894.40	4,784.00	42,494.06	3,163.48	620.09	46,277.63
0000317324	FOREMAN BUILDINGS SUPP EQUIP	68,868.80	68,868.80	0.00	72,368.80	0.00	2,979.90	75,348.70
0000339666	*SERVICEPERSON I	38,022.40	39,166.40	1,144.00	44,668.55	7,516.75	0.00	52,185.30
0000320590	*BUS OPERATOR	49,649.60	51,147.20	1,497.60	57,405.50	18,896.41	0.00	76,301.91
0000303095	*SERVICEPERSON I	38,542.40	39,686.40	1,144.00	44,838.35	8,014.29	0.00	52,852.64
0000343394	*BUS OPERATOR	39,894.40	39,894.40	0.00	21,398.89	1,215.55	0.00	22,614.44
0000305029	MAINTENANCE PLANNER BUS	54,537.60	60,424.00	5,886.40	62,950.58	19,235.63	434.76	82,620.97
0000302874	*RAIL OPERATOR	50,169.60	51,667.20	1,497.60	56,774.85	11,201.93	0.00	67,976.78

**METROPOLITAN ATLANTA RAPID TRANSIT AUTHORITY (MARTA)**  
**MARTOC REPORT**

EE NUMBER	TITLE	FY 20	FY 21	DIFFERENCE	REGULAR	OVERTIME	OTHER	TOTAL
		BASE SALARY	BASE SALARY	+/-	EARNINGS	EARNINGS	EARNINGS	EARNINGS
0000306145	SUPT RAIL LINE	71,644.04	71,644.04	0.00	75,144.04	0.00	7,899.23	83,043.27
0000305893	DIR RAIL TRANSPORTATION (DATE LAST EMPLOYED 01-Jan-2021)	137,917.00	137,917.00	0.00	73,202.28	0.00	25,125.70	98,327.98
0000340636	CONTRACT SPECIALIST II (DATE LAST EMPLOYED 16-Jul-2021)	63,431.68	63,431.68	0.00	54,693.13	0.00	7,530.61	62,223.74
0000322005	INSTRUCTOR CAR MAINT MECH	60,756.80	60,756.80	0.00	64,256.80	8,719.19	7,185.66	80,161.65
0000338325	TRANSIT POLICE OFFICER SR	51,708.80	53,768.00	2,059.20	55,588.86	4,623.96	0.00	60,212.82
0000302047	*RAIL OPERATOR	50,169.60	51,667.20	1,497.60	57,845.16	22,040.46	0.00	79,885.62
0000322174	*BUS OPERATOR	49,649.60	51,147.20	1,497.60	55,882.77	3,653.56	0.00	59,536.33
0000318682	*BUS OPERATOR	49,649.60	51,147.20	1,497.60	54,980.05	15,999.23	2,615.40	73,594.68
0000329273	TRANSIT POLICE OFFICER SR	55,931.20	58,156.80	2,225.60	61,624.38	4,168.75	268.90	66,062.03
0000333774	*BUS OPERATOR	49,649.60	51,147.20	1,497.60	41,677.17	399.96	2,585.58	44,662.71
0000305631	*BUS OPERATOR	50,169.60	51,667.20	1,497.60	52,705.10	399.96	0.00	53,105.06
0000302664	*RAIL OPERATOR	50,169.60	51,667.20	1,497.60	50,555.04	742.24	1,759.68	53,056.96
0000304879	SUPV PARKING SVC	41,515.50	41,515.50	0.00	45,015.55	1,644.71	3,991.88	50,652.14
0000333087	*BUS OPERATOR	49,649.60	51,147.20	1,497.60	49,030.55	11,950.65	4,551.73	65,532.93
0000342650	*BUS OPERATOR (DATE LAST EMPLOYED 31-Jul-2021)	38,729.60	43,659.20	4,929.60	44,486.12	14,880.69	0.00	59,366.81
0000342890	*BUS OPERATOR	35,110.40	39,894.40	4,784.00	39,210.55	5,574.11	2,966.27	47,750.93
0000304960	RIDESTORE ASSISTANT	33,871.50	33,871.50	0.00	37,475.76	1,367.91	4,559.63	43,403.30
0000345530	SUPPORT ANALYST II	56,997.46	56,997.46	0.00	40,767.75	0.00	0.00	40,767.75
0000304065	*BUS OPERATOR	50,169.60	51,667.20	1,497.60	49,646.16	4,189.18	4,631.04	58,466.38
0000306875	MGR DESIGN POLICY (DATE LAST EMPLOYED 06-Nov-2020)	110,022.90	110,022.90	0.00	42,316.65	0.00	4,641.28	46,957.93
0000342478	OFFICE ADMINISTRATOR II	55,884.40	55,884.40	0.00	55,884.80	0.00	0.00	55,884.80
0000333695	CJIT-POLICE DISPATCHER	45,739.20	45,739.20	0.00	49,620.12	3,067.63	2,133.03	54,820.78
0000343231	*BUS OPERATOR (DATE LAST EMPLOYED 15-Jun-2021)	35,110.40	39,894.40	4,784.00	22,433.86	2,838.41	4,546.51	29,818.78
0000330935	SUPV BUS TRANSPORTATION	60,611.20	60,611.20	0.00	64,577.44	1,908.67	2,058.45	68,544.56
0000302593	SUPT BUS TRANSPORTATION (DATE LAST EMPLOYED 01-Jun-2021)	79,111.24	79,111.24	0.00	73,787.57	0.00	8,056.03	81,843.60
0000319677	MAINTENANCE PLANNER-RAIL	60,444.80	60,444.80	0.00	63,857.62	1,540.18	0.00	65,397.80
0000337525	DEPUTY CHF RAIL OPERATIONS	183,818.44	183,818.44	0.00	183,818.70	0.00	4,797.19	188,615.89
0000302359	INSTRUCTOR CENTRAL MAINTENANCE	58,988.80	58,988.80	0.00	62,985.10	16,218.38	16,410.81	95,614.29
0000305182	*JOURNEYMAN RAIL CAR MECHANIC	55,057.60	56,700.80	1,643.20	62,478.91	163.56	225.00	62,867.47
0000317717	SUPV RAIL LINE	62,608.00	62,608.00	0.00	64,271.93	8,473.19	6,020.00	78,765.12
0000334986	*JOURNEYMAN ET-TRAIN CONTROL	52,832.00	56,180.80	3,348.80	62,000.22	21,498.46	225.00	83,723.68
0000331065	INSTRUCTOR BUS OPERATIONS	56,638.40	56,638.40	0.00	55,324.33	3,063.38	435.68	58,823.39
0000344031	*BUS OPERATOR (DATE LAST EMPLOYED 25-Mar-2021)	35,110.40	39,894.40	4,784.00	22,948.90	2,286.81	1,478.71	26,714.42
0000329886	ELECTRICAL ENGINEER VI	94,794.44	94,794.44	0.00	94,794.75	0.00	0.00	94,794.75



**METROPOLITAN ATLANTA RAPID TRANSIT AUTHORITY (MARTA)**  
**MARTOC REPORT**

EE NUMBER	TITLE	FY 20	FY 21	DIFFERENCE	REGULAR	OVERTIME	OTHER	TOTAL
		BASE SALARY	BASE SALARY	+/-	EARNINGS	EARNINGS	EARNINGS	EARNINGS
0000329835	*RAIL OPERATOR	49,649.60	51,147.20	1,497.60	54,259.88	2,026.32	1,151.52	57,437.72
0000316210	CONTRACT EMP PT POLICE OFFICER	0.00	0.00	0.00	35,867.77	0.00	0.00	35,867.77
0000344698	TRANSIT POLICE OFFICER	39,291.20	45,947.20	6,656.00	46,005.27	5,959.49	3,578.58	55,543.34
0000345569	MGR TRANSIT RESEARCH & ANALYSIS	100,104.16	100,104.16	0.00	50,052.21	0.00	0.00	50,052.21
0000340737	*JOURNEYMAN ET-RAIL CAR MAINT	52,832.00	56,180.80	3,348.80	59,272.48	6,561.61	225.00	66,059.09
0000340571	MEDIA COMMUNICATIONS SPEC	60,911.76	60,911.76	0.00	60,443.27	0.00	5,061.63	65,504.90
0000329432	*JOURNEYMAN ET-LABORATORY	54,537.60	56,180.80	1,643.20	60,009.27	3,196.96	225.00	63,431.23
0000342822	MGR STRATEGIC PERFORMANCE	85,000.24	85,000.24	0.00	32,692.50	0.00	0.00	32,692.50
0000302831	SUPV RISK MANAGEMENT ADMIN	69,885.66	69,885.66	0.00	69,885.74	0.00	6,737.70	76,623.44
0000344832	*BUS OPERATOR	36,171.20	36,171.20	0.00	36,566.76	4,264.13	0.00	40,830.89
0000302975	SR COST ANALYST	86,618.74	86,618.74	0.00	86,619.00	0.00	7,662.45	94,281.45
0000327670	*JOURNEYMAN ET-TRAIN CONTROL	54,537.60	56,180.80	1,643.20	62,390.18	36,869.84	225.00	99,485.02
0000337444	*RAIL STATION CLEANER	33,945.60	34,964.80	1,019.20	23,496.56	0.00	261.12	23,757.68
0000328833	*BUS OPERATOR	49,649.60	51,147.20	1,497.60	54,401.30	10,842.12	0.00	65,243.42
0000343088	*BUS OPERATOR	35,110.40	39,894.40	4,784.00	41,186.84	4,794.11	1,069.60	47,050.55
0000344916	*BUS OPERATOR	36,171.20	36,171.20	0.00	36,073.76	2,494.40	0.00	38,568.16
0000305495	GEN SUPT RAIL LINE	106,609.10	117,270.14	10,661.04	113,799.49	0.00	20,501.77	134,301.26
0000302395	*JOURNEYMAN AA BUS TECHNICIAN	55,057.60	56,700.80	1,643.20	54,726.47	163.56	225.00	55,115.03
0000304990	TRANSIT POLICE LIEUTENANT	88,628.80	88,628.80	0.00	97,348.55	12,293.01	4,516.66	114,158.22
0000327636	*BUS OPERATOR	49,649.60	51,147.20	1,497.60	46,212.44	2,447.22	0.00	48,659.66
0000303515	SUPV TELEPHONY OPERATIONS	72,215.52	72,215.52	0.00	75,715.63	0.00	8,517.74	84,233.37
0000306330	*BUS OPERATOR	49,649.60	51,147.20	1,497.60	51,648.75	8,370.33	1,798.91	61,817.99
0000342346	TRANSIT POLICE OFFICER SR	44,200.00	47,798.40	3,598.40	45,784.36	3,681.04	2,337.50	51,802.90
0000334784	*JOURNEYMAN ET-TRAIN CONTROL	54,537.60	56,180.80	1,643.20	61,461.01	33,638.81	225.00	95,324.82
0000306365	FARE COLLECTION ASST	33,501.00	33,501.00	0.00	37,001.00	386.56	2,035.83	39,423.39
0000338306	*JOURNEYMAN ET-TRAIN CONTROL	54,537.60	56,180.80	1,643.20	62,368.64	38,783.11	225.00	101,376.75
0000327140	MECHANICAL ENGINEER VI	96,514.86	96,514.86	0.00	100,015.40	0.00	0.00	100,015.40
0000304593	COST ANALYST	74,738.30	74,738.30	0.00	74,738.40	0.00	5,749.11	80,487.51
0000339044	*BUS OPERATOR	42,369.60	47,424.00	5,054.40	49,468.76	2,071.40	0.00	51,540.16
0000344650	*BUS OPERATOR	36,171.20	36,171.20	0.00	36,568.82	6,052.64	0.00	42,621.46

Total Number Of Employees

4215

# **APPENDIX**

## **FY 2020 Audited Financial Statement**

METROPOLITAN ATLANTA RAPID TRANSIT AUTHORITY



# COMPREHENSIVE ANNUAL FINANCIAL REPORT



For the years ended  
June 30, 2020 and 2019  
Atlanta, Georgia



# **Comprehensive Annual Financial Report**

For the Years Ended June 30,  
2020 and 2019  
Atlanta, Georgia

Prepared by the Department of Finance  
**Kevin Hurley, Interim Chief Financial Officer**

INTENTIONALLY LEFT BLANK

# TABLE OF CONTENTS

## **INTRODUCTORY SECTION-Unaudited**

Letter of Transmittal .....	IX
Certificate of Achievement.....	XVII
Board of Directors.....	XVIII
GM & Executive Staff .....	XIX
FY2020 Organizational Chart.....	XX
Rail Map.....	XXII

## **FINANCIAL SECTION**

Independent Auditor's Report.....	1
Management's Discussion and Analysis.....	5
Statement of Net Position.....	14
Statement of Revenues, Expenses and Changes in Net Position .....	16
Statement of Cash Flows.....	17
Notes to the Financial Statements.....	19

## **REQUIRED SUPPLEMENTARY INFORMATION**

Schedule of Changes in the Net Pension Liability and Related Ratios .....	70
Schedule of Employer Contributions - Pension.....	75
Schedule of Changes in Net OPEB Liability and Related Ratios.....	77
Schedule of Employers Contributions - OPEB .....	78

## **SUPPLEMENTARY INFORMATION**

Supplemental Schedule of Revenues and Expenses Budget vs. Actual (Budget Basis) .....	79
Notes to the Supplemental Schedule .....	80

## **STATISTICAL SECTION-Unaudited**

Description of Categories .....	83
---------------------------------	----

### **FINANCIAL TRENDS**

Condensed Summary of Net Position.....	87
Summary of Revenues, Expenses and Changes in Net Position.....	88
Sales Tax Collection and Usage.....	89
Revenues and Operating Assistance Comparison to Industry Trend Data .....	90
Total Expenses by Function .....	91
Total Operating Expenses by Object.....	92
Operating Expenses Comparison to Industry Trend Data.....	93

### **REVENUE CAPACITY**

Revenues by Source.....	97
Farebox Recovery Percentage.....	98
Sales & Use Tax Rates Direct and Overlapping Governments .....	99

## TABLE OF CONTENTS

### **DEBT CAPACITY**

Sales & Use Tax Revenue Bond Debt Coverage .....	103
Sales & Use Tax Revenue Bond Debt Service Limit .....	104
Sales & Use Tax Revenue Bond Debt Service Limit Last Ten Fiscal Years.....	105
Sales & Use Tax Revenue Bond Debt Ratios.....	106
Computation of Overlapping Debt.....	107

### **DEMOGRAPHIC & ECONOMIC INFORMATION**

Trends in Personal Income.....	111
Population and Employment.....	112
Unemployment Rates .....	113
Top Ten Corporate Employers in the Atlanta Region .....	114

### **OPERATING INFORMATION**

Transit Service Effort & Accomplishments Per Mile.....	117
Transit Service Effort and Accomplishments Per Hour.....	118
Unlinked Passenger Changes.....	119
Fare Structure .....	120
Vehicles Operated in Maximum Service .....	121
Number of Employees .....	122
Miscellaneous Statistical Data.....	123

### **SINGLE AUDIT**

Report of Independent Auditor on Internal Control over Financial Reporting and on Compliance and Other Matters Based on an Audit of Financial Statements Performed in Accordance with Government Auditing Standards .....	127
Independent Auditor's Report On Compliance For Each Major Federal Program; Report On Internal Control Over Compliance; And Report On The Schedule Of Expenditures Of Federal Awards Required By The Uniform Guidance .....	129
Schedule of Expenditures of Federal Awards.....	131
Notes to the Schedule of Expenditures of Federal Awards .....	133
Schedule of Findings and Questioned Costs .....	134





# INTRODUCTION



INTENTIONALLY LEFT BLANK

December 18, 2020

Board of Directors  
Metropolitan Atlanta Rapid Transit Authority

Ladies and Gentlemen:

We are pleased to respectfully submit the Metropolitan Atlanta Rapid Transit Authority's (MARTA's) 27<sup>th</sup> Comprehensive Annual Financial Report (CAFR) for the fiscal year ended June 30, 2020 to the MARTA Board of Directors, the citizens of this area and all interested in its financial condition. MARTA is a public body corporate and joint public instrumentality of the City of Atlanta and the counties of Fulton, DeKalb, Cobb, Clayton and Gwinnett by action of the General Assembly of the State of Georgia for the purposes of planning, constructing, financing and operating a public transportation system. This report is published to fulfill the financial reporting requirements of the MARTA Act.

The Government Finance Officers Association of the United States and Canada (GFOA) awarded a Certificate of Achievement for Excellence in Financial Reporting to MARTA for its CAFR for the fiscal year ended June 30, 2019. The Certificate of Achievement is a prestigious national award, recognizing conformance with the highest standards for preparation of state and local government financial reports.

In order to be awarded a Certificate of Achievement, a government unit must publish an easily readable and efficiently organized CAFR, whose contents conform to program standards. Such CAFR must satisfy both generally accepted accounting principles (GAAP) and applicable legal requirements.

A Certificate of Achievement is valid for a period of one year only. We believe our current report continues to conform to the Certificate of Achievement program requirements, and we are submitting it to GFOA.

This endeavor is our continued commitment to MARTA's Standard of Excellence and this report consists of management's representations concerning the financial position of MARTA. Consequently, management assumes full responsibility for the completeness and reliability of all the information presented in this report. To provide a reasonable basis for making these representations, the management of MARTA has established a comprehensive internal control framework that is designed both to protect MARTA's assets from loss, theft, or misuse and to compile sufficient reliable information for the preparation of MARTA's financial statements in conformity with GAAP. Because the cost of internal controls should not outweigh their benefits, MARTA's comprehensive framework of internal controls has been designed to provide reasonable rather than absolute assurance that the financial statements will be free from material misstatement. As management, we assert that, to the best of our knowledge and belief, the financial report is complete and reliable in all material respects. Overall, the CAFR is presented in four sections: introductory, financial, statistical, and single audit.

The goal of an independent audit is to provide reasonable assurance that the financial statements of MARTA for the fiscal year ended June 30, 2020 are free of material misstatement. The independent audit involves examining, on a test basis, evidence supporting the amounts and disclosures in the financial statements; assessing the accounting principles used and any significant estimates made by management; and, evaluating the overall financial statement presentation.

The independent auditors concluded, based upon their audit, that there was a reasonable basis for rendering an unmodified opinion and that MARTA's financial statements for the fiscal year ended June 30, 2020, are presented in conformity with GAAP. The independent auditors' report is presented as the first component of the Financial Section of this report.

MARTA is required to undergo an annual single audit in conformity with the provisions of the Single Audit Act and Title 2 U.S. Code of Federal Regulations ("CFR") Part 200, Uniform Administrative Requirements, Cost Principles, and Audit Requirements for Federal Awards ("Uniform Guidance"). Information related to this single audit is included in the Single Audit Section of this report.

GAAP requires that management provide a narrative introduction, overview, and analysis to accompany the financial statements in the form of a Management Discussion and Analysis (MD&A). This letter of transmittal should be read in conjunction with the MD&A which can be found immediately following the report of the independent auditors in the Financial Section of this report.

## **ORGANIZATION AND MANAGEMENT**

The government of MARTA is vested in a Board of Directors (the Board) composed of 13 voting members and two non-voting members. Three members are appointed by Fulton County, four members by DeKalb County, two members by Clayton County, three members by the City of Atlanta and one member by the Governor. In addition, the Commissioner of the State Department of Transportation and the Executive Director of the Georgia Regional Transportation (non-voting) Authority serve as ex officio members of the Board.

The administration of MARTA is directed by the General Manager/CEO who is appointed by the Board. A listing of the members of the Board of Directors, General Manager/CEO and Executive Staff is presented in the Introductory Section. An organizational chart is also included.

## **THE RAPID TRANSIT SYSTEM**

The Metropolitan Rapid Transit Plan (the Plan), an engineering report summarizing the Comprehensive Transit Plan for the Atlanta Metropolitan Area, was adopted by the MARTA Board on August 9, 1971, and structured the development of the Rapid Rail System (System). The major components of the System, as presently described in the Plan, are a fixed-rail system and a bus system providing both local and express bus services.

### **Heavy Rail**

MARTA's rail system consists of 47.6 miles of operational double track and 38 fully functioning stations. The fixed heavy rail system, which consists of steel-wheel trains, operates at speeds up to 70 M.P.H. on steel rails using an electrified "third rail" as the power source. The heavy rail transit system consists of 250 air-conditioned vehicles operating as any combination of two vehicle trains, up to a maximum of eight vehicle trains.

The rail system has lines running in east-west and north-south directions. The main lines intersect at the Five Points Station, located in Atlanta's Downtown Business District. The design and construction of the fixed-rail system are divided into phases. Phases A, B, C, D and E are complete and in full revenue service. Currently, the fleet consists of 84 CQ312 BREDAs, 88 CQ311 Hitachi vehicles and 78 CQ310 Franco Belge vehicles.

## **Light Rail**

The streetcar system became operational December 30, 2014 under the management and operation of the City of Atlanta. MARTA acquired ownership and operation of the streetcar system July 1, 2018. The streetcar system is the first regular passenger streetcar service in Atlanta since the original Atlanta streetcars were phased out in 1949.

The current operating route of the system is referred to as the Downtown Loop and is considered Phase 1 of the streetcar project; there are plans to expand the streetcar system onto the Beltline surrounding central Atlanta.

The Downtown Loop runs 2.7 miles east-west, serving 12 stops. The route provides access to MARTA heavy rail lines at one of its major downtown stations, Peachtree Center Station. The streetcar system uses Siemens S70 light rail vehicles (LRVs). The system currently operates with four S70 street cars which are fueled by propulsion power.

## **Bus**

The Atlanta Transit System, Inc., a privately-owned bus company, was acquired in February, 1972, by MARTA to provide extensive bus transportation services throughout Fulton and DeKalb and a small portion of Cobb, Clayton, and Gwinnett Counties. Currently, MARTA operates only in Fulton, Dekalb, Clayton, the city of Atlanta, and one route into Cobb County.

MARTA's bus fleet and facilities consists of 539 diesel and compressed natural gas buses; a heavy maintenance facility and three operating garages; several park-and-ride lots and an extensive system of patron bus shelters and stops. MARTA operates 110 different bus routes providing approximately 31 million annual vehicle miles.

## **Mobility**

MARTA Mobility is for persons with disabilities who are unable to negotiate the MARTA fixed route system for some or all of their travel. Passengers must be certified as eligible through a two-part application (client and health care provider) and an in-person functional assessment. Trips can be delivered curb-to-curb within  $\frac{3}{4}$  mile of MARTA fixed route service in Clayton, DeKalb and Fulton counties. Mobility services outside of the MARTA service area will be governed by intergovernmental agreement and adhere to federal guidelines. MARTA maintains a fleet size of 211 Lift Vans from a designated operating facility to provide this service which is offered during the same hours and days as the regular bus and rail service. This service is managed under a contract by MV Transportation and MARTA provides oversight.

## **Budget**

MARTA adopts its Operating and Capital Budget in June of each year. Once adopted, total budgeted revenues and/or expenses cannot change. Budgets are allocated to monthly spending levels and a monthly Budget Performance Report is prepared. The monthly Budget Performance Report analyzes expenditures by office relative to monthly and total budgets, and revenues anticipated for the reporting period. For fiscal year 2020, the Authority had an approved budget of \$1.094 billion with \$513.9 million allocated to operating expenses and \$579.7 million allocated to the capital improvement program and debt service expenses.

## **FINANCIAL RESULTS**

In fiscal year 2020, MARTA's total net position was \$1.14 billion. Net position increased by \$18 million from the previous fiscal year when net position was \$1.12 billion. Details to all financial results can be found in the accompanying Management's Discussion and Analysis, financial statements and associated notes.

## **REGIONAL AND STATE OUTLOOK**

The COVID-19 pandemic changed everything about life as we knew it, and along with that, transit. In March as stay-in-place orders and recommendations became the norm, people who could work from home did, and stopped commuting. Essential workers, including healthcare, grocery and delivery personnel continued to report in person and many continued to rely on transit to reach their essential jobs.

Rail ridership decreased 70% while bus ridership decreased 30-40%, despite the reduced routes. Fare revenue dropped as much as 85% in April and sales tax revenue dropped 26% in May before slowly beginning to recover. The federal government passed the CARES Act, a COVID-relief measure that provided about \$300 million for MARTA. This relief funding allowed MARTA to end FY20 with a surplus and buys additional time for the economy, and sales tax and fare revenue to recover.

In 2020, the Georgia Legislature established the first regular, ongoing funding for transit capital projects by passing HB 105, which establishes a \$.50 per ride excise fee on transportation network companies (TNCs). This excise fee is expected to generate approximately \$40 million annually and any transit agency that receives federal formula funding is eligible for this new state funding.

## **DEBT ADMINISTRATION**

As of June 30, 2020, MARTA had a total of \$2.4 billion bonds outstanding and issued under one debt indenture. To be in compliance with the bond trust indentures, MARTA's estimated sales tax receipts must be at least twice the total debt service. The debt coverage ratio for fiscal year 2020 was 3.81. MARTA's Board has placed an additional restriction on the debt service coverage requirement, limiting the maximum estimated annual debt service to no more than 45% of the corresponding year's estimated sale tax receipts. The debt service percentage for fiscal year 2020 was 26.2%.

## **MAJOR INITIATIVES**

All four of the jurisdictions in which MARTA provides service passed the 15th amendment to the Rapid Transit Contract and Assistance Agreement (RTCAA). This extends the full-penny sales tax that funds MARTA bus and rail service in the City of Atlanta and Clayton, DeKalb, and Fulton Counties through 2057.

MARTA maintained a state of good repair in fiscal 2020 with several projects including purchasing 254 new rail cars, advancing its systemwide rail station rehabilitation program, completing elevator and escalator refurbishment and replacement throughout the system, updating the audio and video signage and announcements to improve customer communications, and replacing portions of rail trackway as part of the fourth iteration of the multi-year Track Replacement Program.

MARTA established its first Riders' Advisory Council, comprised of 24 people from our member jurisdictions who meet monthly to offer their viewpoints on potential customer impacts of projects such as realignment of MARTA's bus network, station enhancements, design of new railcars, customer communications and the rollout of digital signage. The Chief Customer Experience Officer, a new, senior leadership position, oversees the Council and manages rider-related programs and activities.

MARTA's public art program Artbound commissioned a community-inspired mural at East Lake Station, partnered with local musicians to provide holiday music in rail stations, and helped coordinate a successful event celebrating MARTA's 40 years of service. Artbound also utilized social media to continue providing art, music, and dance to customers in this time of social distancing.

The onset of COVID-19 in the second half of fiscal 2020 presented challenges in retaining ridership, keeping employees and customers safe, and adjusting quickly to changing public health recommendations. In order to prevent the spread of the virus and continue to provide essential transit service, MARTA requires masks be worn on the system and while on any MARTA property. Station Agents and Transit Ambassadors (re-assigned administrative staff) have distributed close to one million free masks to customers in rail stations and in bus bays. Masks are also available in dispensers located at every rail station and onboard every bus.

All vehicles and facilities are cleaned with electrostatic sprayers that disperse a fine mist of disinfectant that adheres to all surfaces and dries almost instantly allowing for in-service cleanings. Every bus in the fleet is equipped with polycarbonate shields around operator cabs and antimicrobial air filters. Bus service was adjusted to place the majority of the fleet on 41 essential bus routes to allow room for social distancing, with routes being restored when possible. While personal protection equipment is provided to all front line employees, they received two stipends to cover any additional equipment or cleaning supplies needed, in addition to one-time Hero Pay bonus.

In response to customer concerns about unsheltered individuals taking refuge on the transit system, MARTA launched a yearlong pilot program with HOPE Atlanta, a non-profit organization that offers housing, social services, substance abuse counseling, and employment to those who need it. The MARTA HOPE Team initiative is a humane and tactical approach to a national issue that has grown increasingly acute since the onset of the coronavirus pandemic and is compounded by the shortage of affordable housing options in major metropolitan areas, including Atlanta.

## **CAPITAL PLAN PRIORITIES AND ISSUES**

MARTA continues to invest in capital improvement projects that preserve its capability for high-quality service delivery over a ten-year range. The long-range CIP consists of a portfolio of programs and projects organized by the major asset categories adapted from the Federal Transit Administration's (FTA) asset management guidelines. The categories include vehicles; facilities and stations; maintenance of way; systems; and non-asset.

Each of these categories then includes a number of on-going programs and each program may contain one or more projects.

Due to funding and manpower constraints, MARTA focuses on safety critical, operations critical and state of good repair projects. The CIP categories are depicted below, followed by a description of each of the categories.

### **I. Vehicles**

The vehicles category includes the acquisition and enhancement of vehicles and supporting systems required for MARTA operations. The programs within the vehicles category include:

- Bus vehicle procurement and enhancement
- Rail vehicle procurement and enhancement
- Paratransit vehicles
- Non-revenue vehicles

## **II. Facilities & Stations**

The facilities and stations asset category includes program areas which support design, development, preservation and rehabilitation of various MARTA facilities. Programs in the facilities and stations asset category include:

- Rail facilities and equipment
- Bus facilities and equipment
- Buildings/ offices and equipment
- Parking lots and parking decks
- Paving, structures and drainage
- Roofing and skylights
- Underground storage tanks

## **III. Maintenance of Way**

The maintenance of way asset category includes the design, development and rehabilitation of railroad track infrastructure. Program areas within this asset category include:

- Track maintenance and replacement
- Track structures
- Work equipment

## **IV. Systems**

The systems asset category includes the design, development, implementation and major enhancement of various systems which support MARTA operations. Program areas within the systems asset category include:

- Revenue collection
- Automatic train control
- Normal, Emergency and Standby Power Systems
- Communications
- Lighting
- Security
- Tunnel ventilation
- Traction Power
- Emergency Trip System (ETS)
- Fire protection

## **V. Other**

This investment category pertains to non-asset based projects and programs that expand, enhance and support MARTA's operation as well as support the Atlanta Region.

- Transit Oriented Development
- Planning
- Research and Analysis
- Safety Management Systems
- Environmental and Hazard Mitigation



## AWARDS


MARTA received the following financial awards and recognition during 2020:

- GFOA Award for Distinguished Budget Preparation for the Fiscal Year Beginning July 1, 2019.
- GFOA Certificate of Achievement for Excellence in Financial Reporting for the Fiscal Year 2019 Comprehensive Annual Financial Report.

## ACKNOWLEDGEMENTS

Special thanks go to the Office of Accounting without whom this report could not have been completed, the Office of Marketing and all the MARTA staff who assisted in this endeavor.

Sincerely,



---

Kevin Hurley  
Interim Chief Financial Officer



---

Jeffrey A. Parker  
General Manager/Chief Executive Officer

INTENTIONALLY LEFT BLANK



Government Finance Officers Association

Certificate of  
Achievement  
for Excellence  
in Financial  
Reporting

Presented to

**Metropolitan Atlanta Rapid Transit Authority  
Georgia**

For its Comprehensive Annual  
Financial Report  
For the Fiscal Year Ended

June 30, 2019

*Christopher P. Morill*

Executive Director/CEO

# Board of Directors

## OFFICERS



Freda B. Hardage  
CHAIRMAN



William F. Floyd  
VICE CHAIR



Robert L. Ashe III  
TREASURER



Roberta Abdul-Salaam  
SECRETARY

## DIRECTORS



Roderick E. Edmond



Ryan C. Glover



Jerry R. Griffin



Jim Durrett




Roderick Frierson



Rita A. Scott



Alicia M. Ivey



J. Al Pond

## EX-OFFICIO



W. Thomas Worthy



Russell McMurry, PE



Christopher Tomlinson

# GM & Executive Staff



Jeffrey A. Parker

**GENERAL MANAGER**

**GENERAL MANAGER/CEO**

Jeffrey A. Parker

**CHIEF COUNSEL**

Elizabeth O'Neill

**CHIEF BUS OPERATIONS & URBAN PLANNING**

Collie Greenwood

**CHIEF RAIL OPERATIONS**

David Springstead

**CHIEF OF CAPITAL PROGRAMS, EXPANSION & INNOVATION**

Franklin Rucker

**CHIEF ADMINISTRATIVE OFFICER**

Luz Borrero

**CHIEF OF STAFF**

Melissa Mullinax

**INTERIM CHIEF FINANCIAL OFFICER**

Kevin Hurley

**CHIEF CUSTOMER EXPERIENCE OFFICER**

Rhonda Allen

**DEPUTY CHIEF BUS OPERATIONS**

Santiago Osorio

**DEPUTY CHIEF RAIL OPERATIONS**

George Wright

**AGM PLANNING**

Heather Alhadeff

**AGM CAPITAL PROGRAMS DELIVERY**

Marsha Anderson Bomar

**AGM HUMAN RESOURCES**

LaShanda Dawkins

**AGM/CHIEF OF POLICE & EMERGENCY MANAGEMENT**

Michael Kreher

**AGM INFORMATION SECURITY OFFICER/CISO**

Dean Mallis

**AGM SAFETY & QUALITY ASSURANCE**

Gena Major

**AGM INFRASTRUCTURE**

Larry Prescott

**AGM INTERNAL AUDIT**

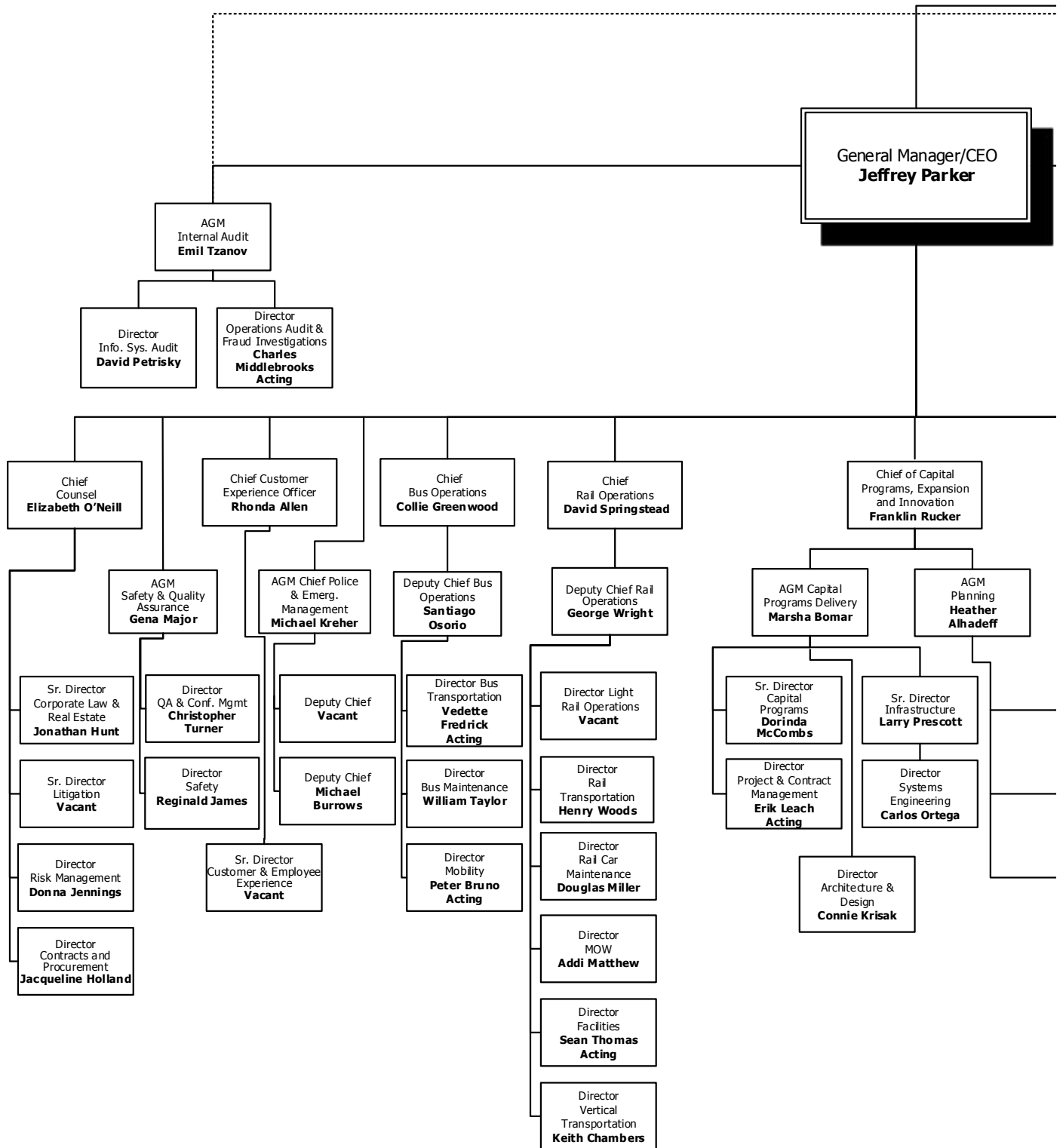
Emil Tzanov

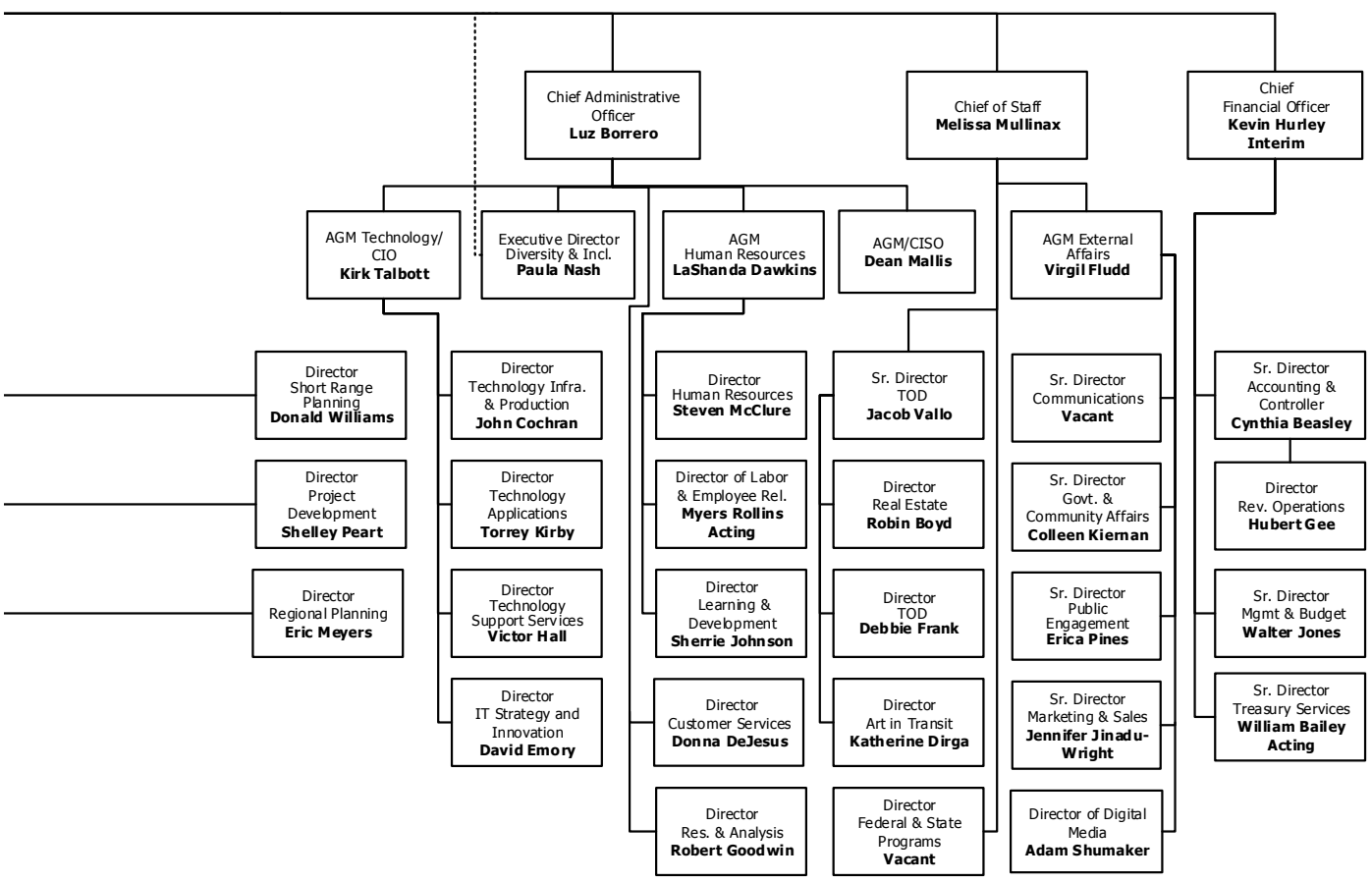
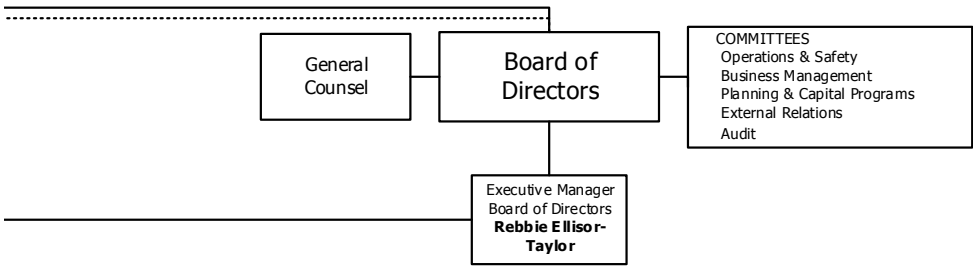
**AGM TECHNOLOGY/CIO**

Kirk Talbott

FY2020 Organizational Chart

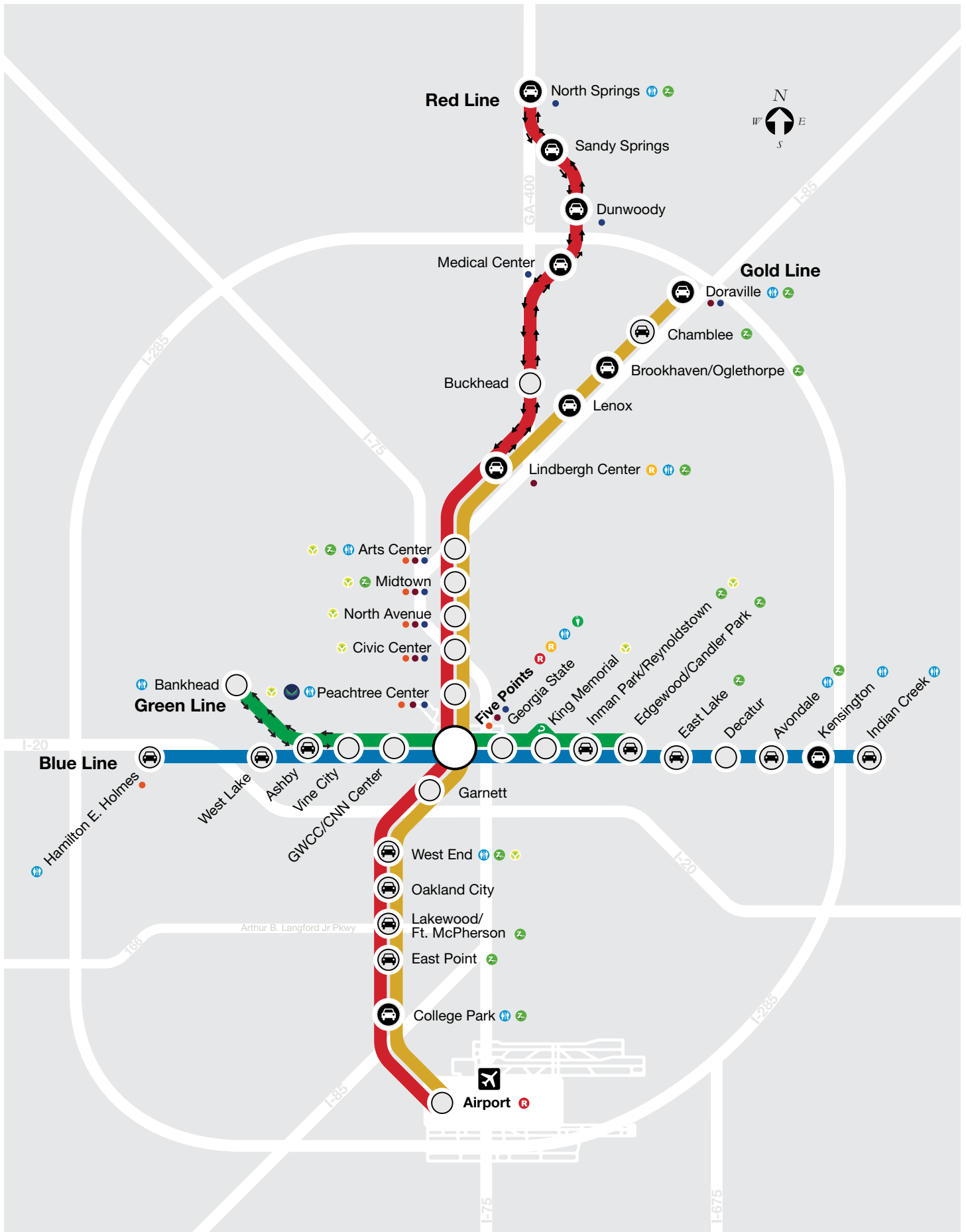
2020 Comprehensive Annual Financial Report Years Ended June 30, 2020 and 2019





# Rail Map

2020 Comprehensive Annual Financial Report - Years Ended June 30, 2020 and 2019







METROPOLITAN ATLANTA RAPID TRANSIT AUTHORITY

INTENTIONALLY LEFT BLANK



# FINANCIAL



INTENTIONALLY LEFT BLANK

## INDEPENDENT AUDITOR'S REPORT

Board of Directors  
Metropolitan Atlanta Rapid Transit Authority  
Atlanta, Georgia

### Report on the Financial Statements

We have audited the accompanying financial statements of the Metropolitan Atlanta Rapid Transit Authority (MARTA), as of and for the year ended June 30, 2020, and the related notes to the financial statements, which collectively comprise MARTA's basic financial statements as listed in the table of contents.

### *Management's Responsibility for the Financial Statements*

Management is responsible for the preparation and fair presentation of these financial statements in accordance with accounting principles generally accepted in the United States of America; this includes the design, implementation, and maintenance of internal control relevant to the preparation and fair presentation of financial statements that are free from material misstatement, whether due to fraud or error.

### *Auditor's Responsibility*

Our responsibility is to express an opinion on these financial statements based on our audit. We conducted our audit in accordance with auditing standards generally accepted in the United States of America and the standards applicable to financial audits contained in *Government Auditing Standards*, issued by the Comptroller General of the United States. Those standards require that we plan and perform the audit to obtain reasonable assurance about whether the financial statements are free from material misstatement.

An audit involves performing procedures to obtain audit evidence about the amounts and disclosures in the financial statements. The procedures selected depend on the auditor's judgment, including the assessment of the risks of material misstatement of the financial statements, whether due to fraud or error. In making those risk assessments, the auditor considers internal control relevant to the entity's preparation and fair presentation of the financial statements in order to design audit procedures that are appropriate in the circumstances, but not for the purpose of expressing an opinion on the effectiveness of the entity's internal control. Accordingly, we express no such opinion. An audit also includes evaluating the appropriateness of accounting policies used and the reasonableness of significant accounting estimates made by management, as well as evaluating the overall presentation of the financial statements.

We believe that the audit evidence we have obtained is sufficient and appropriate to provide a basis for our audit opinion.

### *Opinion*

In our opinion, the financial statements referred to above present fairly, in all material respects, the financial position of MARTA, as of June 30, 2020, and the changes in financial position and its cash flows thereof for the year then ended in accordance with accounting principles generally accepted in the United States of America.

---

(Continued)

### **Emphasis of Matter**

As discussed in Note 1 to the financial statements, during the year ended June 30, 2020, MARTA has elected to change its method of accounting for recognition of nonexchange revenue due to the adoption of Government Accounting Standards Board Implementation Guide 2019-1, which resulted in a restatement of July 1, 2019 net position in the amount of \$82,478,000. Our opinion is not modified with respect to this matter.

### **Other Matters**

#### *Prior-Year Comparative Information*

We have previously audited MARTA's fiscal year 2019 financial statements, and we expressed an unmodified opinion on the basic financial statements in our report dated November 22, 2019. In our opinion, the summarized comparative information presented herein as of and for the year ended June 30, 2019, is consistent, in all material respects, with the audited financial statements from which it has been derived.

#### *Required Supplementary Information*

Accounting principles generally accepted in the United States of America require that the Management's Discussion and Analysis, the Schedule of Changes in the Net Pension Liability and Related Ratios, Schedule of Employer Contributions – Pension, Schedule of Changes in Net OPEB Liability and Related Ratios, and Schedule of Employer Contributions – OPEB, as listed in the table of contents, be presented to supplement the basic financial statements. Such information, although not a part of the basic financial statements, is required by Governmental Accounting Standards Board who considers it to be an essential part of financial reporting for placing the basic financial statements in an appropriate operational, economic, or historical context. We have applied certain limited procedures to the required supplementary information in accordance with auditing standards generally accepted in the United States of America, which consisted of inquiries of management about the methods of preparing the information and comparing the information for consistency with management's responses to our inquiries, the basic financial statements, and other knowledge we obtained during our audit of the basic financial statements. We do not express an opinion or provide any assurance on the information because the limited procedures do not provide us with sufficient evidence to express an opinion or provide any assurance.

#### *Supplementary Information*

Our audit was conducted for the purpose of forming an opinion on the financial statements that collectively comprise MARTA's basic financial statements. The accompanying introductory section, Supplemental Schedule of Revenues and Expenses – Budget vs. Actual (Accrual Basis), and statistical section are presented for purposes of additional analysis and is not a required part of the basic financial statements.

The accompanying Supplemental Schedule of Revenues and Expenses – Budget vs. Actual (Budget Basis) is the responsibility of management and was derived from and relates directly to the underlying accounting and other records used to prepare the basic financial statements. Such information has been subjected to the auditing procedures applied in the audit of the basic financial statements and certain additional procedures, including comparing and reconciling such information directly to the underlying accounting and other records used to prepare the basic financial statements or to the basic financial statements themselves, and other additional procedures in accordance with auditing standards generally accepted in the United States of America. In our opinion, the Supplemental Schedule of Revenues and Expenses – Budget vs. Actual (Budget Basis) is fairly stated, in all material respects, in relation to the basic financial statements as a whole.

The introductory and statistical sections have not been subjected to the auditing procedures applied in the audit of the basic financial statements, and accordingly, we do not express an opinion or provide any assurance on them.

---

(Continued)

### Other Reporting Required by Government Auditing Standards

In accordance with *Government Auditing Standards*, we have also issued our report dated November 20, 2020, on our consideration of MARTA's internal control over financial reporting and on our tests of its compliance with certain provisions of laws, regulations, contracts, and grant agreements and other matters. The purpose of that report is to describe the scope of our testing of internal control over financial reporting and compliance and the results of that testing, and not to provide an opinion on the effectiveness of MARTA's internal control over financial reporting or on compliance. That report is an integral part of an audit performed in accordance with *Government Auditing Standards* in considering MARTA's internal control over financial reporting and compliance.

*Crowe LLP*  
Crowe LLP

Atlanta, Georgia  
November 20, 2020

INTENTIONALLY LEFT BLANK



**METROPOLITAN ATLANTA RAPID TRANSIT AUTHORITY**  
**Management's Discussion and Analysis**  
**(Unaudited)**  
(Dollars in Thousands)

As management of the Metropolitan Atlanta Rapid Transit Authority ("MARTA" or the "Authority"), we offer readers of MARTA's basic financial statements this narrative overview and analysis of the financial activities of MARTA for the fiscal years ended June 30, 2020 and 2019. This discussion and analysis is designed to assist the reader in focusing on the significant financial issues and activities and to identify any significant changes in financial position. We encourage readers to consider the information presented here in conjunction with the financial statements as a whole. All amounts, unless otherwise indicated, are expressed in thousands of dollars.

MARTA was formed as a joint public instrumentality of the city of Atlanta and the counties of Fulton, DeKalb, Cobb, Clayton, and Gwinnett by action of the General Assembly of the State of Georgia (the "MARTA Act") to design and implement a rapid transit system for the Atlanta metropolitan area. MARTA operates a bus, light rail and rapid rail transportation system and continues to develop and construct further improvements to its integrated bus/rail transportation system.

### Overview of Financial Statements

MARTA's financial statements are prepared on the accrual basis of accounting in accordance with accounting principles generally accepted in the United States of America as promulgated by the Governmental Accounting Standards Board ("GASB"). MARTA is structured as a single enterprise fund with revenues recognized when earned and measurable, not when they are received. Expenses are recognized when they are incurred, not when they are paid. Capital assets are capitalized and (except land) are depreciated over their useful lives. Many cash amounts are restricted for debt service and by state and federal regulations. See the Notes to the Financial Statements for a summary of MARTA's significant accounting policies.

Included in MARTA's financial statements are the Statement of Net Position, the Statement of Revenues, Expenses, and Changes in Net Position, the Statement of Cash Flows, the related notes and required supplementary schedules.

- The **Statement of Net Position** presents information on all of MARTA's assets, liabilities, deferred outflows, and inflows of resources with the difference reported as net position. Over time, increases or decreases in net position may serve as a useful indicator of whether the financial position of MARTA is improving or deteriorating.
- The **Statement of Revenues, Expenses, and Changes in Net Position** presents information showing how MARTA's net position changed during the most recent fiscal year. All changes in net position are reported as soon as the underlying event giving rise to the change occurs, regardless of the timing of related cash flows. Thus, revenues and expenses are reported in this statement for some items that will only result in cash flows in future fiscal periods (e.g., uncollected sales taxes and earned but unused vacation leave).
- The **Statement of Cash Flows** allows financial statement users to assess MARTA's adequacy or ability to generate sufficient cash flows to meet its obligations in a timely manner. The statement is classified into four categories: 1) cash flows from operating activities, 2) cash flows from non-capital financing activities, 3) cash flows from capital and related financing activities, and 4) cash flows from investing activities.

**METROPOLITAN ATLANTA RAPID TRANSIT AUTHORITY**  
**Management's Discussion and Analysis**  
**(Unaudited)**  
(Dollars in Thousands)

- The **Notes to the Financial Statements** provide additional information that is essential to a full understanding of the data provided in the basic financial statements.
- **Required Supplementary Information (RSI)**. In addition to the basic financial statements and accompanying notes, this report also presents certain RSI concerning the Authority's defined benefit pension plans and other post employment benefit (OPEB) plan to its employees.

### **Financial Position Summary**

Over time, net position may serve as a useful indicator of MARTA's financial position. MARTA's assets and deferred outflows of resources exceed liabilities and deferred inflows of resources by \$1.14 billion at June 30, 2020, a \$18 million increase from June 30, 2019 when assets and deferred outflows of resources exceeded liabilities and deferred inflows of resources by \$1.12 billion. A more detailed discussion is found under the Financial Operations Highlights of this MD&A.

At June 30, 2020 and 2019, the largest portion of net position was net investment in capital assets representing 55% and 75% respectively. Net investment in capital assets includes land, rail system, buildings, and transportation equipment less any related outstanding debt used to acquire those assets. MARTA uses these capital assets to provide services to its customers; consequently, these assets are not available for future spending.

The second largest portion of MARTA's net position in fiscal years 2020 and 2019 was its unrestricted assets representing 39% and 15%, respectively.

At the end of the current fiscal year, MARTA was able to report a positive balance in all categories of net position. Fiscal years 2019 and 2018 had positive balances in all categories of net position as well.

**METROPOLITAN ATLANTA RAPID TRANSIT AUTHORITY**  
**Management's Discussion and Analysis**  
**(Unaudited)**  
(Dollars in Thousands)

The following table presents a condensed summary of net position as of June 30, 2020 and 2019:

	<u>2020</u>	<u>2019</u>
<b>ASSETS:</b>		
Current and Other Assets	\$1,336,399	\$ 1,060,913
Capital Assets	3,057,127	3,004,448
Net Pension Assets	33,186	—
<b>Total Assets</b>	<u>4,426,712</u>	<u>4,065,361</u>
<b>DEFERRED OUTFLOWS OF RESOURCES</b>		
Hedging	1,079	89
Pension	43,683	100,760
OPEB	22,011	18,323
Debt Refunding	25,827	28,517
Total Deferred Outflows of Resources	<u>92,600</u>	<u>147,689</u>
<b>Total Assets and Deferred Outflows of Resources</b>	<u>4,519,312</u>	<u>4,213,050</u>
<b>LIABILITIES:</b>		
Long Term Debt	2,732,001	2,444,883
Current and Other Liabilities	341,294	333,761
Derivative Liability	1,079	89
Net Pension Liability	97,369	151,924
Net OPEB Liability	111,747	122,788
<b>Total Liabilities</b>	<u>3,283,490</u>	<u>3,053,445</u>
<b>DEFERRED INFLOW OF RESOURCES</b>		
Capital Lease	13,283	14,424
Pension	59,097	9,191
OPEB	22,945	14,422
Total Deferred Inflows of Resources	<u>95,325</u>	<u>38,037</u>
<b>Total Liabilities and Deferred Inflows of Resources</b>	<u>3,378,815</u>	<u>3,091,482</u>
<b>NET POSITION:</b>		
Net Investment in Capital Assets	623,190	810,197
Restricted	65,705	62,435
Unrestricted	451,602	248,936
<b>TOTAL NET POSITION</b>	<u>\$ 1,140,497</u>	<u>\$ 1,121,568</u>

**METROPOLITAN ATLANTA RAPID TRANSIT AUTHORITY**  
**Management's Discussion and Analysis**  
**(Unaudited)**

(Dollars in Thousands)

**Current and other assets** include cash, cash equivalents, investments, inventory, sales tax receivable, prepayments and restricted investments. Current and other assets increased by \$275,486 (26%) in 2020. The increase is due to the maturity of some investments and CARES Act funding receivables for the year. In 2019, there was an increase of \$105,493 (11%) in this category.

**Capital assets** include land, rail systems, buildings, transportation equipment and other capital assets. In 2020, there was an increase in this category of \$52,679 (2%) due to increase in rail systems, transportation and other capital assets. In 2019, there was an increase in capital assets of \$121,622 (4%) mostly due to donated streetcars from City of Atlanta.

**Net pension assets** increased to \$33,186 in 2020. In 2019, MARTA reported net pension assets of zero. This increase in net pension asset is directly related to the performance of the pension fund investments of the Union Plan in accordance with GASB 68.

**Deferred outflows of resources pension** decreased in 2020 by \$57,077 (57%) and increased by \$12,112 (14%) in 2019. Both the decrease in 2020 and the increase in 2019 were due to the net differences between the projected and actual investment earnings for the pension plans.

**Long-term debt outstanding** holds the long-term portion of outstanding sales tax revenue bonds. The outstanding sales tax revenue bonds increased by \$215,057 (10%) in 2020 as MARTA issued new debt to help fund planned capital projects and increased by \$60,929 (3%) in 2019. The long-term debt also includes the obligation under capital lease which increased by \$72,061 (23%) in 2020 due to MARTA entering into an energy savings capital lease for \$36,168.

**Current and other liabilities** include accounts payable, employee benefits, self-insurance, unearned revenue, accrued interest, short-term maturities of obligations under capital leases and other current liabilities. The liability increased by \$6,648 (2%) in 2020 and increased by \$61,951 (12%) in 2019. Both the increase in 2020 and in 2019 are due to the increase in account and contracts payable and self-insurance reserves.

**Net pension liability** decreased by \$54,555 (36%) in 2020 and increased by \$72,542 (91%) in 2019. Both the decrease in 2020 and the increase in 2019 were directly related to the performance of the pension fund investments in accordance with GASB 68.

**Deferred inflow of resources – pension** increased by \$49,906 (543%) in 2020 and decreased by \$41,251 (82%) in 2019. Both the increase in 2020 and the decrease in 2019 were due to the net differences between the projected and actual investment earnings for the pension plans.

### **Financial Operations Highlights**

MARTA is a single enterprise fund providing public transportation. MARTA provides direct benefits to its users as well as substantial indirect benefits to the public at large (e.g., decreased traffic congestion, decreased need for road construction and maintenance, decreased need for parking, decreased air pollution levels, and increased availability of transportation for low-income citizens). Therefore, the user charges are intended to finance only a portion of the cost of providing these services with additional proceeds obtained from the collections of sales and use tax under the Rapid Transit Contract and Assistance Agreement (MARTA Act) with the City of Atlanta and the counties of Fulton, DeKalb, and Clayton and from federal subsidies.

**METROPOLITAN ATLANTA RAPID TRANSIT AUTHORITY**  
**Management's Discussion and Analysis**  
**(Unaudited)**

(Dollars in Thousands)

The sales tax is levied at a rate of 1% for each of the counties and 1.5% for the City of Atlanta until June 30, 2057, and 0.5% thereafter. See Note 4 of the Notes to the Financial Statements.

The MARTA Act places certain requirements on the rates that MARTA can charge for transportation services provided. The rates charged to the public for transportation services must be such that the total transit related revenues are no less than 35% of the operating costs, exclusive of depreciation and amortization, and other costs and charges as provided in the Act, of the preceding or prior fiscal year.

Under provisions of amendments to the MARTA Act, revenues, except the sales and use tax, are included in transit related revenues for purposes of this calculation. Transit related revenues were 75.8% and 57.6% of operating costs of the previous fiscal year, as defined under the MARTA Act, for the years ended June 30, 2020 and 2019, respectively.

The following table presents the summary of changes in net position as of June 30, 2020 and 2019:

	<u>2020</u>	<u>2019</u>
Operating Revenues	\$ 110,071	\$ 141,163
Operating Expenses	<u>754,623</u>	<u>762,782</u>
Operating Loss	(644,552)	(621,619)
Non-operating Revenues	684,317	569,116
Capital Grants and Contributions	<u>61,642</u>	<u>121,578</u>
Increase (Decrease) in Net Position	<u>\$ 101,407</u>	<u>\$ 69,075</u>

In 2020, operating revenues decreased by \$31,092 and operating expenses decreased by \$8,159, the decrease in operating revenue is due to a decrease in passenger fares as a result of COVID-19. The majority of the decrease in operating expenses is related to decreases in maintenance and transportation costs and planning expenses supporting capital projects. The decrease in revenues resulted in an overall increase in the operating loss of \$22,933 from the previous year. In 2019, operating revenues decreased by \$7,317 and operating expenses increased by \$47,102, which resulted in an overall increase in operating loss of \$54,419.

**Non-operating revenues** increased by \$115,201 (20%) in 2020 and \$115,765 (25%) in 2019. 2020 increase is primarily due to CARES Act funding while 2019 increase was the result of additional sales tax revenue and an increase in federal revenues.

**Capital grant and contributions** decreased by \$59,936 (49%) in 2020 compared to an increase of \$91,616 (306%) in 2019. The 2019 increase was due to the donation of the streetcar assets from the City of Atlanta and federally funded purchases of new buses and Mobility vans .

**METROPOLITAN ATLANTA RAPID TRANSIT AUTHORITY**  
**Management's Discussion and Analysis**  
**(Unaudited)**

(Dollars in Thousands)

The following table presents a summarized breakout of MARTA's revenues, expenses and changes in net position as of June 30, 2020 and 2019:

<b>Summary of Revenues</b>	<b>2020</b>	<b>2019</b>
<b>Operating</b>		
Fare Revenues	\$ 102,420	\$ 133,186
Other Revenues	7,651	7,977
Total Operating Revenues	<u>110,071</u>	<u>141,163</u>
<b>Non-Operating</b>		
Sales and Use Tax	521,898	540,310
Federal Revenues	234,634	87,283
Investment Income	12,108	11,848
Capital Leases Revenues (Expenses)	(2,298)	(1,091)
Other Revenues	44,454	43,021
Gain/Loss on Sale of Property and Equipment	2,661	6,672
Total Non-operating Revenues	<u>813,457</u>	<u>688,043</u>
<b>Total Revenues</b>	<u>923,528</u>	<u>829,206</u>
<b>Summary of Expenses</b>		
<b>Operating</b>		
Transportation	241,307	247,245
Maintenance and Garage Operations	173,680	175,466
General and Administrative	94,017	99,531
Depreciation	245,619	240,540
Total Operating Expenses	<u>754,623</u>	<u>762,782</u>
<b>Non-Operating</b>		
Interest Expense	86,918	83,617
Amortization of Financing Related Charges and Income from Derivative Activity	(7,411)	(9,494)
(Gain) Loss on Investment Derivatives	(328)	(78)
Other Non-operating Expenses	49,961	44,882
Total Non-operating Expenses	<u>129,140</u>	<u>118,927</u>
<b>Total Expenses</b>	<u>883,763</u>	<u>881,709</u>
<b>Income/(Loss) Before Capital Contributions</b>	39,765	(52,503)
Capital Grants and Contributions	61,642	121,578
<b>Increase (Decrease) in Net Position</b>	<u>101,407</u>	<u>69,075</u>
<b>Net Position, July 1</b>	1,121,568	1,052,493
<b>Cumulative Effect of Adoption of New Accounting Principle</b>	(82,478)	
<b>Net Position, July 1 Restated</b>	<u>1,039,090</u>	<u>1,052,493</u>
<b>Net Position, June 30</b>	<u>\$ 1,140,497</u>	<u>\$ 1,121,568</u>

**METROPOLITAN ATLANTA RAPID TRANSIT AUTHORITY**  
**Management's Discussion and Analysis**  
**(Unaudited)**

(Dollars in Thousands)

**Net position** increased by \$101,407 (10%) in 2020 primarily due to the receipt of federal CARES Act funding. In 2019, net position increased by \$69,075 due to donated assets from City of Atlanta.

**Total operating revenues** include passenger revenues advertising, and parking fees. Total operating revenues decreased by \$31,092 (22%) in 2020 compared to a decrease of \$7,317 (5%) in 2019. 2020 decrease was a result of a decline in ridership due to the impact of COVID-19.

**Sales and use tax revenue** decreased by \$18,412 (3%) in 2020 compared to an increase of \$33,163 (7%) in 2019. The 2020 decrease was due to COVID-19 pandemic which resulted negatively impacted retail sales and employment.

**Capital leases expenses** increased by \$1,207 (111%) in 2020 as a result of matured liabilities of the capital leases being paid down in 2020. In 2019, there was a decrease by \$70,416 (98%) as a result of the pay down of the referenced matured liabilities.

**Gain/loss on sale of property and equipment** decreased by \$4,011 (60%) in 2020 due to fewer sales from the prior year. In 2019, there was an increase of \$5,789 (656%) from the previous year, as a result of the sale of a parcel of land.

**Maintenance and garage operation expenses** decreased by \$1,786 (1%) in 2020 compared to an increase of \$23,666 (16%) in 2019. The 2019 increase was due to an increase in labor cost and benefits associated with pension OPEB and healthcare costs.

**Interest expense capitalized** increased by \$500 (90%) in 2020 due to acquisition of bonds and expenditures related to the completion of a capital project located at the Hamilton bus facility. In 2019, there was an increase of \$90 (20%).

**Amortization of bond related expenses** increased by \$2,083 (22%) in 2020 due to addition of amortized premium cost from Bonds Series 2019A and Series 2020A compared to an increase of \$4,257 (81%) in 2019.

**Gain or loss on investment derivatives** increased by \$250 (3187%) in 2020 due to higher market value of forward delivery agreements compared to an increase of \$509 (87%) in 2019.

**Other non-operating expenses** increased by \$5,079 (11%) in 2020 compared to a decrease of \$12,276 (37%) in 2019 due to an increase in planning costs.

### **Capital Acquisitions and Construction Activities**

In 2020, MARTA acquired \$298,518 of capital assets primarily for the replacement, rehabilitation, and enhancement of facilities and equipment required to support transit operations, regulatory requirements, and system safety. The net increase in capital assets, including changes in accumulated depreciation and retirements, was \$52,679 and \$121,623 during the years ended June 30, 2020 and 2019, respectively. Additional information on MARTA's debt and capital asset activity and commitments can be found in Notes 6 and 7 to the financial statements.

**METROPOLITAN ATLANTA RAPID TRANSIT AUTHORITY**  
**Management's Discussion and Analysis**  
**(Unaudited)**  
(Dollars in Thousands)

The following table summarizes MARTA's net investment in capital assets as of June 30, 2020 and 2019:

	<u>2020</u>	<u>2019</u>
Capital Assets, net	\$ 3,057,127	\$ 3,004,448
<b>Capital Debt</b>		
Current Maturities of Bonds and Notes	(55,240)	(51,825)
Noncurrent Maturities of Bonds	(2,349,902)	(2,134,845)
ESCO Capital Lease Liability	(37,109)	—
Unspent ESCO Escro Cash	14,576	—
Deferred Outflows of Resources	25,827	28,517
Capital Assets Included in Accounts Payable	<u>(32,089)</u>	<u>(36,098)</u>
Total Capital Related Debt	(2,433,937)	(2,194,251)
<b>Net Investment in Capital Assets</b>	<u>\$ 623,190</u>	<u>\$ 810,197</u>

**Long-Term Debt Administration**

MARTA issues Sales and Use Tax Revenue Bonds and Variable Rate Bonds to raise capital funds for construction, expansion, and rehabilitation of the transit system. The bonds and notes are payable from and secured by lien on sales and use tax and title ad valorem tax receipts.

The Fixed and Variable rate Bonds carry debt ratings of Aa2 by Moody's Investors Service, AA+ by Standard & Poor's and AA- from Fitch Rating Service. MARTA's total bond debt outstanding was \$2,405,142 and \$2,186,670 as of June 30, 2020 and 2019, respectively. In 2020, MARTA issued a total of \$283,179 Bonds Series 2019A bond and Series 2020A to finance certain capital projects. Additional information on MARTA's long term debt can be found in Note 7 to the financial statements.

**Economic Factors**

The US Economy decreased by 5.0% in the first quarter and 31.7% in the second quarter of 2020. The large second quarter decrease was due to the impact of COVID-19. The decline in the second quarter reflects a decrease in investments, exports, goods and services. In the middle of March, the spending of corporations and state and local governments decreased or was redirected as state and local governments issued shelter-in-place or stay-at-home orders. This greatly impacted the employment rate and local sales tax revenue.

Nation-wide, the unemployment rates were higher in June 2020 than a year earlier in 388 of the 389 metropolitan areas. The same held true for metropolitan Atlanta. According to the U.S. Bureau of Labor Statistics, the national unemployment rate in June was 11.2%, not seasonally adjusted, up from 3.8 percent a year earlier. Similarly, Atlanta's unemployment rate was 11% as of June 2020, compared with last June 2019 when it was 4.10%. Although the employment rate for Metropolitan Atlanta was significantly higher than last year, Atlanta fared slightly better than the country overall.

Given the uncertainty regarding a possible COVID-19 uptick in the fall and the uncertainty regarding the approval and distribution of a vaccine, it is impossible to forecast the short-term or long-term impact to the local or national economy and work-force.



**METROPOLITAN ATLANTA RAPID TRANSIT AUTHORITY**  
**Management's Discussion and Analysis**  
**(Unaudited)**  
(Dollars in Thousands)

**Request for Information**

This financial report is designed to provide a general overview of MARTA's finances. Questions concerning any of the information provided in this report or request for additional financial information should be addressed to the Office of Accounting, Metropolitan Atlanta Rapid Transit Authority, 2424 Piedmont Road NE, Atlanta, GA 30324-3330.

**Statement of Net Position**  
**June 30, 2020**

(Dollars in Thousands)

(with summarized Financial Information as of June 30, 2019)

	<b>2020</b>	<b>2019</b>
<b>ASSETS</b>		
<b>Current Assets:</b>		
Cash and Cash Equivalents	\$ 32,369	\$ 22,001
Investments	492,479	356,291
Material and Supplies Inventories	33,866	28,756
Sales Tax Receivables, Prepayments and Other	236,029	173,306
Total Unrestricted Current Assets	794,743	580,354
Restricted Cash and Cash Equivalents	14,576	—
Restricted Investments	151,167	142,225
Current portion, Restricted Investment held to pay Capital Lease	10,765	10,609
Total Restricted Current Assets	176,508	152,834
Total Current Assets	971,251	733,188
<b>Noncurrent Assets:</b>		
Restricted Investment held to pay Capital Lease Obligations	350,436	316,142
Restricted Investment Derivatives	(3)	(331)
Restricted Investment - Railroad Trust	10,000	10,000
Total Restricted Non Current Assets	360,433	325,811
<b>Capital Assets:</b>		
Land, Non-depreciable	560,226	560,328
Construction in Progress, Non-depreciable	350,410	427,638
Total Non-depreciable	910,636	987,966
Rail System and Buildings	3,892,691	3,754,999
Transportation Equipment	1,525,789	1,469,283
Other - Capital Assets	1,626,285	1,472,523
Total Depreciable	7,044,765	6,696,805
Less Accumulated Depreciation	(4,898,274)	(4,680,323)
Capital Assets - Net	3,057,127	3,004,448
Other Bond Related Costs - Bond Insurance	219	268
Net Pension Asset	33,186	—
Other - Noncurrent Assets	4,496	1,646
Total Noncurrent Assets	3,455,461	3,332,172
Total Assets	4,426,712	4,065,360
<b>DEFERRED OUTFLOWS OF RESOURCES:</b>		
Hedging	1,079	89
Pension	43,683	100,760
OPEB	22,011	18,323
Debt Refunding	25,827	28,517
Total Deferred Outflows of Resources	92,600	147,689
Total Assets and Deferred Outflows of Resources	\$ 4,519,312	\$ 4,213,050

**Statement of Net Position**  
**June 30, 2020**

(Dollars in Thousands)

(with summarized Financial Information as of June 30, 2019)

	<b>2020</b>	<b>2019</b>
<b>LIABILITIES</b>		
<b>Current Liabilities:</b>		
Payable from NonRestricted Assets:		
Accounts and Contracts Payable	\$ 119,469	\$ 120,687
Salaries and Employee Benefits	24,395	21,208
Self-Insurance Accruals	19,368	19,076
Other Current Liabilities	7,945	7,004
Other Unearned Revenue	1,867	1,720
Total Current Liabilities Payable from NonRestricted Assets	173,044	169,695
Payable from Restricted Assets:		
Current Maturities of Sales Tax Revenue Bonds	55,240	51,825
Accrued Interest	43,013	41,019
Current Maturities of Obligations Under Capital Leases	12,316	10,521
Total Current Liabilities Payable from Restricted Assets	110,569	103,365
Total Current Liabilities	283,613	273,060
<b>Noncurrent Liabilities:</b>		
Sales Tax Revenue Bonds, Less Current Maturities, Unamortized Premium and Discount	2,349,902	2,134,845
Noncurrent Self Insurance Accruals	39,868	42,547
Other Long-term Liabilities	885	1,220
Unearned Revenue	16,928	16,934
Obligations Under Capital Leases	382,099	310,038
Derivative Liability - Commodity Swap	1,079	89
Net Pension Liability	97,369	151,924
Net OPEB Liability	111,747	122,788
Total Noncurrent Liabilities	2,999,877	2,780,385
Total Liabilities	3,283,490	3,053,445
<b>DEFERRED INFLOWS OF RESOURCES:</b>		
Capital Lease	13,283	14,424
Pension	59,097	9,191
OPEB	22,945	14,422
Total Deferred Inflows of Resources	95,325	38,037
Total Liabilities and Deferred Inflows of Resources	3,378,815	3,091,482
<b>NET POSITION:</b>		
Net Investment in Capital Assets	623,190	810,197
Restricted		
Debt Service	55,705	52,435
Capital Projects	10,000	10,000
Unrestricted	451,602	248,936
Total Net Position	1,140,497	1,121,568
Total Liabilities, Deferred Inflows of Resources, and Net Position	\$ 4,519,312	\$ 4,213,050

**Statement of Revenues, Expenses  
And Changes in Net Position  
For the Year Ended June 30, 2020**

(Dollars in Thousands)  
(with summarized Financial Information for the year ended June 30, 2019)

	<b>2020</b>	<b>2019</b>
<b>Operating Revenues:</b>		
Fare Revenues	\$ 102,420	\$ 133,186
Other Revenues	7,651	7,977
Total Operating Revenues	110,071	141,163
<b>Operating Expenses:</b>		
Transportation	241,307	247,245
Maintenance and Garage Operations	173,680	175,466
General and Administrative	94,017	99,531
Depreciation	245,619	240,540
Total Operating Expenses	754,623	762,782
<b>Operating Loss</b>	(644,552)	(621,619)
<b>Nonoperating Revenues (Expenses):</b>		
Sales and Use Tax	521,898	540,310
Federal Revenues	234,634	87,283
Investment Income	12,108	11,847
Net Capital Lease Transaction Activity	(2,298)	(1,091)
Other Revenues	44,454	43,021
Gain on Sale of Property and Equipment	2,661	6,672
Interest Expense	(86,918)	(83,617)
Amortization of Financing Related Charges	7,411	9,494
Other NonOperating Expenses	(49,961)	(44,882)
Gain (Loss) on Investment Derivatives	328	78
Total Nonoperating Revenues (Expenses)	684,317	569,116
<b>Income/ (Loss) Before Capital Contributions</b>	39,765	(52,503)
Capital Grants and Contributions	61,642	121,578
<b>Net Position</b>		
Increase /(Decrease) in Net Position	101,407	69,075
Net Position, July 1	1,121,568	1,052,493
Cumulative Effect of Adoption of New Accounting Principle	(82,478)	
Net Position, July 1 Restated	\$1,039,090	\$1,052,493
Net Position, June 30	\$1,140,497	\$1,121,568

**Statement of Cash Flows**  
**For the Year Ended June 30, 2020**  
(Dollars in Thousands)

(with summarized Financial Information for the year ended June 30, 2019)

	2020	2019
<b>Cash Flows from Operating Activities:</b>		
Cash Received from Providing Services	\$ 114,010	\$ 136,626
Cash Received from Other Sources	2,061	3,306
Cash Paid to Suppliers	(149,202)	(97,647)
Cash Paid for Benefits on Behalf of Employees	(122,403)	(145,363)
Cash Paid to Employees	(273,906)	(269,774)
Net Cash Used by Operating Activities	(429,440)	(372,852)
<b>Cash Flows From Noncapital Financing Activities:</b>		
Sales and Use Tax Collections	524,832	538,966
Ad Valorem Tax	32,997	28,825
Federal Operating Subsidy	77,869	76,059
Other Non-Capital Receipts	8,938	8,380
Net Cash Provided by Noncapital Financing Activities	644,636	652,229
<b>Cash Flows From Capital and Related Financing Activities:</b>		
Proceeds from issuance of Revenue Bonds	280,830	117,237
Principal paid on Revenue Bonds	(51,825)	(44,160)
Interest Paid on Revenue Bonds	(84,979)	(82,297)
Capital Contributions	57,253	61,780
Acquisition and Construction of Capital Assets	(265,241)	(293,422)
Net Cash Used by Capital and Related Financing Activities	(63,962)	(240,862)
<b>Cash Flows from Investing Activities:</b>		
Purchases of Investments	(3,558,174)	(3,490,783)
Proceeds from Sales and Maturities of Investments	3,420,885	3,448,636
Interest Received on Investments	10,999	11,591
Net Cash Provided (Used) by Investing Activities	(126,290)	(30,555)
<b>Net Increase (Decrease) in Cash and Cash Equivalents</b>	24,944	7,960
<b>Cash and Cash Equivalents, Beginning of Year</b>	22,001	14,041
<b>Cash and Cash Equivalents, End of Year</b>	\$ 46,945	\$ 22,001
<b>Reconciliation of Operating Loss to Net Cash Used by Operating Activities:</b>		
Operating Loss	\$ (644,552)	\$ (621,619)
Other Nonoperating Expenses	(47,896)	(41,577)
Adjustments to Reconcile Operating Loss to Net Cash Used by Operating Activities		
Depreciation	245,619	240,540
Changes in Assets and Liabilities:		
Materials and Supplies Inventories	(5,111)	(780)
Prepayments and Other	7,295	(13,117)
Deferred outflows from pension	57,077	(12,113)
Deferred inflows from pension	49,906	(41,251)
Accounts Payable and Other Current Liabilities	2,173	25,361
Unearned Revenue	(6)	4,950
Net pension asset/liability	(87,740)	95,078
Other post-employment benefits liability	(11,041)	(4,666)
Deferred outflows from OPEB	(3,687)	1,696
Deferred inflows from OPEB	8,523	(5,354)
Net Cash Used by Operating Activities	\$ (429,440)	\$ (372,852)

**Statement of Cash Flows**  
**For the Year Ended June 30, 2020**  
(Dollars in Thousands)

(with summarized Financial Information for the year ended June 30, 2019)

<b>Supplemental Disclosure of Cash Flow Information</b>	<b>2020</b>	<b>2019</b>
<b>Noncash Activities:</b>		
Capital Assets Included in Accounts Payable	\$ 32,089	\$ 36,098
Donated Capital Assets	—	59,798
Construction in Progress Capital Lease	25,743	—
Amortization of Bond Premium, Discount, Bond Insurance and Loss on Debt Refunding	(7,411)	(9,494)
Interest Earnings on Investments Held to Pay Capital Lease/Leaseback Liability	(2,236)	(2,566)
Interest Accrued on Capital Lease/Leaseback Liability Capital Lease/Leaseback Liability	2,236	2,566
Unrealized Loss of Investments	2,298	1,091
Increase(Decrease) in Fair Value of Investments	(233)	(231)
Proceeds from Bond Refunding to Defeasance Bonds	—	178
Interest Expense - ESCO	941	—
Interest Income - ESCO	(1,303)	—
 Summary of cash and cash equivalents reported on the Statement of Net Position:		
Cash and cash equivalents	\$ 32,369	\$ 22,001
Restricted cash and cash equivalents	14,576	—
Total cash and cash equivalents reported on the Statement of Net Position	\$ 46,945	\$ 22,001

# METROPOLITAN ATLANTA RAPID TRANSIT AUTHORITY

## Notes to the Financial Statements

June 30, 2020

(Dollars in Thousands)

### 1. SUMMARY OF SIGNIFICANT ACCOUNTING POLICIES

**Basis of Presentation** - The Metropolitan Atlanta Rapid Transit Authority (“MARTA”) was formed as a joint public instrumentality of the City of Atlanta and the counties of Fulton, DeKalb, Cobb, Clayton, and Gwinnett by action of the General Assembly of the State of Georgia (the “MARTA Act”) to design and implement a rapid transit system for the Atlanta metropolitan area. MARTA operates a bus and rapid rail transportation system and continues to develop and construct further improvements to its integrated bus/rail transportation system.

In order to measure the costs of providing mass transportation services, the revenues from those services and required subsidies, MARTA has adopted the accounting principles and methods appropriate for a governmental enterprise fund. This complies with the MARTA Act and Sales Tax Bond Trust Indenture legal requirements that all accounting systems and records, auditing procedures and standards, and financial reporting shall conform to generally accepted principles of governmental accounting.

The following is a summary of the more significant accounting policies of MARTA:

**Reporting Entity** - MARTA is a municipal corporation governed by a fifteen member board of directors. As defined by the Governmental Accounting Standards Board (“GASB”), the financial reporting entity is comprised of the primary government and its component units. The primary government includes all departments and operations of MARTA, which are not legally separate organizations. Component units are legally separate organizations, which are fiscally dependent on MARTA or for which MARTA is financially accountable, or which raises and holds economic resources for the direct benefit of MARTA. An organization is fiscally dependent if it must receive MARTA’s approval for its budget, levying of taxes, or issuance of debt. MARTA is financially accountable for an organization, most of the organization’s board, and either a) could impose its will on the organization or b) there is the potential for the organization to provide a financial benefit to or impose a financial burden on MARTA. The reporting entity of MARTA consists solely of the primary government. MARTA has no component units.

MARTA is a jointly governed organization. Of its fifteen member board, three members are appointed by Fulton County, four members by DeKalb County, two members by Clayton County, three members by the City of Atlanta, and one member by the Governor. In addition, the Commissioner of the State Department of Transportation and the Executive Director of the Georgia Regional Transportation Authority serve as *ex-officio* members of the Board. None of the participating governments appoint a majority of MARTA’s Board and none have an ongoing financial interest or responsibility. None of the participating governments had any significant financial transactions with MARTA during fiscal year ended June 30, 2020.

**METROPOLITAN ATLANTA RAPID TRANSIT AUTHORITY**  
**Notes to the Financial Statements**  
**June 30, 2020**  
(Dollars in Thousands)

**1. SUMMARY OF SIGNIFICANT ACCOUNTING POLICIES** (continued)

**Basis of Accounting** - The accompanying basic financial statements are reported using the economic resources measurement focus on the accrual basis of accounting, under which revenues are recognized when earned and measurable and expenses are recognized when they are incurred, if measurable.

The financial statements include certain prior year summarized comparative information in total but not at the level of detail required for a presentation in conformity with generally accepted accounting principles. Accordingly, such information should be read in conjunction with MARTA's financial statements for the year ended June 30, 2019, from which the summarized information was derived.

The preparation of financial statements in conformity with accounting principles generally accepted in the United States of America requires management to make estimates and assumptions that affect the reported amounts of assets and liabilities, and disclosure of contingent assets and liabilities at the date of the financial statements, and the reported amounts of revenues and expenses during the reporting period. Actual results could differ significantly from those estimates.

**Cash and Cash Equivalents** - MARTA considers all highly liquid debt securities with an original maturity of no more than three months at date of purchase to be cash equivalents except repurchase agreements and restricted investments, which are classified as investments.

**Investments** - MARTA's investments are generally reported at fair value based on quoted market prices. Guaranteed investment contracts, which are considered non-participating, are reported at amortized cost. U.S. Treasury and Agency obligations and Prime Banker's Acceptances are reported at amortized cost if MARTA acquires them within one year of maturity. Repurchase agreements, FDIC Public funds, and certificates of deposit are reported at cost.

**Investments Held to Pay Capital Lease Obligations** - To fund certain future obligations under capital leases resulting from various Lease-in/Lease-out ("LILO") transactions, MARTA has invested funds in government agency bonds and notes, and guaranteed investment contracts. The maturities of these investments have been tied to the payment dates identified in the underlying LILO agreements.

**Derivative Financial Instruments** - Derivative financial instruments are reported at fair value. A hedging derivative instrument significantly reduces financial risk by substantially offsetting the changes in cash flows or fair values of the item the derivative is associated with. The annual changes in the fair value of a hedging derivative instrument are reported as deferred inflows and deferred outflows on the Statement of Net Position if meeting the requirements of an effective hedge. Derivative instruments not designated as an accounting hedge are classified as an investment derivative. Changes in fair values of investment derivative instruments, including hedging derivative instruments that are determined to be ineffective, are reported as non-operating revenues (expenses) on the Statement of Revenues, Expenses, and Changes in Net Position. See Note 8 for further information on these instruments.



**METROPOLITAN ATLANTA RAPID TRANSIT AUTHORITY**  
**Notes to the Financial Statements**  
**June 30, 2020**  
(Dollars in Thousands)

**1. SUMMARY OF SIGNIFICANT ACCOUNTING POLICIES (continued)**

**Inventories** - Materials (principally maintenance parts) and supplies inventories are stated at an average cost and accounted for on the consumption method.

**Capital Assets** - Capital assets are carried at cost and depreciated using the straight-line method based on the estimated useful lives of the related assets, as follows:

Rail system and buildings	5 - 50 years
Transportation equipment	5 - 20 years
Other property and equipment	3 - 20 years

MARTA uses a three hundred dollar capitalization threshold for its capital assets. Donated properties are reported at the estimated acquisition value on the date donated. When assets are sold or retired, the cost of the asset and related accumulated depreciation is removed from the accounts and the resulting gain or loss, if any, is charged to non-operating revenue or expense.

Ordinary maintenance and repairs are charged to expense as incurred, while property additions and betterment are capitalized. MARTA capitalizes, as a cost of its constructed assets, the interest expense based upon the weighted average cost of borrowings of MARTA.

**Deferred Outflows and Inflows of Resources** - Deferred outflows of resources are a consumption of net assets by MARTA that is applicable to a future period and has a positive effect on net position like an asset.

Deferred inflows of resources are an acquisition of net assets by MARTA that is applicable to a future period and has a negative effect on net position like a liability.

**Unearned Revenues** - Included in Unearned Revenues is the remaining unamortized balance of the unearned amount from various lease agreements. The unearned lease payments are being amortized over the remaining life of the leases on a straight-line basis. See Note 10 for further information.

**Bond Proceeds, Discount, Issue Costs, and Losses on Refunding** - Proceeds from the issuance of Sales Tax Revenue Bonds are initially deposited with the Bond Trustee in a Construction Fund as required by the Trust Indenture between MARTA and the Trustee. MARTA requisitions the funds as needed for construction of the transit system.

Bond discount is amortized using the bond outstanding method, which is materially consistent with the effective interest method, over the term of the related debt. Losses on debt refunding are included in deferred outflows of resources and amortized over the shorter of the life of the refunded debt or the new debt, principally using the bond outstanding method. Debt issuance costs are fully expensed at issuance except for bond insurance costs which are amortized on a straight-line basis over the life of the related bond.

**METROPOLITAN ATLANTA RAPID TRANSIT AUTHORITY**  
**Notes to the Financial Statements**  
**June 30, 2020**  
(Dollars in Thousands)

**1. SUMMARY OF SIGNIFICANT ACCOUNTING POLICIES** (continued)

**Fare Revenues** - Passenger fares are recorded as revenue at the time of sales except for stored cash value, which is recorded at the time services are performed.

**Subsidies, Grants and Contributions** - MARTA receives grant funds from the Federal Transportation Administration (“FTA”) for a substantial portion of its capital acquisitions. Assets acquired in connection with capital grant funds are included in capital assets. These grants generally require a local funding match by MARTA at a stipulated percentage of total project costs. Capital grant agreements with FTA provide for FTA holding a continuing interest in properties acquired and restricting the use of such properties to providing mass transportation services. MARTA reports donated capital assets as contributions. All donated capital assets along with grants for capital asset acquisition, facility development, and rehabilitation are reported in the Statement of Revenues, Expenses, and Changes in Net Position, after non-operating revenues and expenses as Capital Grants and Contributions.

MARTA also receives grant funds from the FTA for operating assistance such as preventive maintenance. Grants for operating assistance are reported as Federal Revenues on the Statement of Revenues, Expenses and Changes in Net Position as part of the non-operating revenues and expenses.

**Net Position** - Net position presents the difference between assets, liabilities, and deferred outflows/inflows of resources in the Statement of Net Position. Net position pertaining to investment in net capital assets is reduced by the outstanding balances of any borrowing used for the acquisition, construction, or improvement of those assets. Net position components are reported as restricted when there are legal limitations imposed on their use by laws or regulations of other governments or external restrictions by creditors or grantors. Unrestricted net position may be designated for specific purposes at the option of the MARTA Board of Directors. If restricted and unrestricted net positions are available for the same purpose, then the restricted position will be used before the unrestricted position.

**Budgetary Controls** - An annual operating and capital budget is developed by MARTA’s Management. After a public hearing the proposed budget is revised, if necessary, finalized and adopted by MARTA’s Board of Directors.

The budget is prepared on the same basis of accounting as the financial statements except that depreciation, interest expense, gains (losses) on sale of property, unrealized gains (losses) on investments and other non-operating expenses are not budgeted. Management control for the operating budget is maintained at the expenditure category levels. Management has flexibility of reprogramming funds with respect to a cost center and with an approval of budget staff if the total budget authorization is not exceeded. Capital expenditures are controlled at the budget line item.

**METROPOLITAN ATLANTA RAPID TRANSIT AUTHORITY**  
**Notes to the Financial Statements**  
**June 30, 2020**  
(Dollars in Thousands)

**1. SUMMARY OF SIGNIFICANT ACCOUNTING POLICIES** (continued)

**Cost Allocation** - MARTA allocates certain general and administrative expenses to transit operations and capitalizes certain of these expenses in construction in progress based on its cost allocation plan prepared in accordance with FTA guidelines. General and administrative expenses are not allocated to either transit operations or construction in progress under FTA guidelines are reflected as non-operating general and administrative expense in the accompanying Statements of Revenues, Expenses, and Changes in Net Position.

**Operating Revenues and Expenses** - Fare and parking revenue from transporting passengers, concessions, and advertising are reported as operating revenues. Transactions that are capital, financing, or investing related, or which cannot be attributed to MARTA's transportation focus, are reported as non-operating revenues. All expenses related to operating the bus and rail system are reported as operating expenses. Interest expenses, financing costs, and planning costs are reported as non-operating expenses.

**Compensated Absences** - MARTA employees are granted annual paid time off and vacation in varying amounts. A liability is recognized for amounts of accrued annual paid time off and vacation leave and related benefits attributable to services already rendered and for which it is probable that compensation will be paid. A liability for accumulated unused sick leave is not recognized since it is not paid upon termination or retirement. Upon retirement, unused accumulated sick leave may be counted as credited service for pension benefit calculation purposes.

**Adoption of New Accounting Pronouncements Effective for the Fiscal Year Ended June 30, 2020**

GASB Implementation Guide No. 2019-1, Implementation Guidance Update – 2019

With the release of Implementation Guide 2019-01, Implementation Guidance Update – 2019, management changed their method of accounting for recognition of non-exchange revenue. Expenditure-driven grant provisions are determined to be a stipulation that is considered to be an eligibility requirement and as such, revenue cannot be recognized until the agreement has been executed. An adjustment to reduce net position at July 1, 2019 by \$82,478 was made to reflect the cumulative effect related to the change in accounting principle.

**METROPOLITAN ATLANTA RAPID TRANSIT AUTHORITY**  
**Notes to the Financial Statements**  
**June 30, 2020**  
(Dollars in Thousands)

**1. SUMMARY OF SIGNIFICANT ACCOUNTING POLICIES** (continued)

Below is the detailed effect of the change in accounting principle for the adoption of Implementation Guide: 2019-01:

Net Position, July 1, 2019	\$ 1,121,568
Federal Operating Revenues	(78,478)
Capital Grants	(4,000)
Total Restatement	(82,478)
Net Position as Restated, July 1, 2019	\$ 1,039,090

In addition MARTA recognized \$82,478 of federal operating and capital grants in fiscal year 2020 that were previously recognized in fiscal year 2019. Had this change in accounting principle been adopted for fiscal year 2019, federal operating grant revenue would have been reduced by \$78,478 and capital grants would have been reduced by \$4,000 for the year ending June 30, 2019; however, federal operating grant revenue would have been increased by \$76,833 for grants that were previously recognized as revenue for the year ending June 30, 2018, but should have been recognized for the year ending June 30, 2019.

GASB Statement No. 95, Postponement of the Effective Dates of Certain Authoritative Guidance (“GASB 95”) provides temporary relief to governments and other stakeholders in light of the COVID-19 pandemic. The effective dates of certain provisions in Statements and Implementation Guides were postponed by one year or 18 months in the case of GASB 87-Leases and Implementation Guide No. 2019-3, Leases. MARTA observed the postponement of implementation.

**METROPOLITAN ATLANTA RAPID TRANSIT AUTHORITY**  
**Notes to the Financial Statements**  
**June 30, 2020**  
(Dollars in Thousands)

**1. SUMMARY OF SIGNIFICANT ACCOUNTING POLICIES** (continued)

***New Accounting Pronouncements Effective in Future Periods or Not Applicable*** - MARTA has not determined the impact of adopting the following statements:

<u>No.</u>	<u>GASB Statement</u>	<u>Fiscal Year</u>	<u>Applicable to MARTA</u>
84	Fiduciary Activities	2021	Yes
87	Leases	2022	Yes
89	Interest Cost Incurred Before End of a Construction Period	2022	Yes
90	Majority Equity Interests	2021	No
91	Conduit Debt Obligation	2023	No
92	Omnibus 2020	2022	Yes
93	Replacement of Interbank Offered Rates-Paragraphs 13 and 14	2022	Yes
93	Replacement of Interbank Offered Rates-all other paragraphs	2021	Yes
94	Public-Private and Public-Public Partnerships and Availability Payment Arrangements	2023	No
96	Subscription-Based Information Technology Arrangements	2023	Yes
97	Certain Component Unit Criteria, and Accounting and Financial Reporting for Internal Revenue Code Section 457 Deferred Compensation plans	2022	Yes

**METROPOLITAN ATLANTA RAPID TRANSIT AUTHORITY**  
**Notes to the Financial Statements**  
**June 30, 2020**  
(Dollars in Thousands)

**2. CASH AND INVESTMENTS**

**Cash** - At June 30, 2020 the carrying amount of MARTA's total cash on hand was \$1,170.

At June 30, 2020, the carrying amount of MARTA's total cash on deposit was \$45,775. Included in the bank balance of \$46,454 was \$666 was covered by federal depository insurance and \$45,788 was collateralized by government securities held by the pledging financial institution's trust department or agent in MARTA's name.

**Investments** - Georgia statutes authorize MARTA to invest in U.S. Government obligations, U.S. Government agency obligations, obligations of any instrumentality of the U.S. Government, or in repurchase agreements collateralized by any of the aforesaid securities, or in State of Georgia obligations, or in the State of Georgia sponsored investment pool or in other obligations or instruments as allowed by Georgia Law.

Under the terms of MARTA's Sales Tax Revenue Bond Trust Indenture, MARTA may not invest in securities with a remaining term to maturity greater than five years from the purchase date. In addition, MARTA requires that repurchase agreement collateral must have a market value ranging from 101% to 106% of the cost of the repurchase agreement, depending upon the maturity date and type of security. MARTA's policy states that collateral pledged for repurchase agreements and not delivered to MARTA's safekeeping agent must be held by the pledging bank's trust department in MARTA's name. Investments held and managed by an independent trustee are not subject to these restrictions.

**Fair Value Measurements** - To the extent available, MARTA's investments are recorded at fair value and the derivatives are recorded at fair value level 2 using quoted prices for similar assets or liabilities in active markets as of June 30, 2020. GASB Statement No. 72 - Fair Value Measurement and Application, defines fair value as the price that would be received to sell an asset or paid to transfer a liability in an orderly transaction between market participants at the measurement date. This statement establishes a hierarchy of valuation inputs based on the extent to which the inputs are observable in the marketplace. Inputs are used in applying the various valuation techniques and consider the assumption that market participants use to make valuation decisions. Inputs may include price information, credit data, interest and yield curve data, and other factors specific to the financial instrument. Observable inputs reflect market data obtained from independent sources. In contrast, unobservable inputs reflect the entity's assumptions about how market participants would value the financial instrument. Valuation techniques should maximize the use of observable inputs to the extent available.

**METROPOLITAN ATLANTA RAPID TRANSIT AUTHORITY**  
**Notes to the Financial Statements**  
**June 30, 2020**  
(Dollars in Thousands)

**2. CASH AND INVESTMENTS** (continued)

A financial instrument's level within the fair value hierarchy is based on the lowest level of any input that is significant to the fair value measurement. The following describes the hierarchy of inputs used to measure fair value and the primary valuation methodologies used for financial instruments measured at fair value on a recurring basis:

Level 1 - Investments whose values are based on quoted prices (unadjusted) for identical assets (or liabilities) in active markets that a government can access at the measurement date.

Level 2 - Investments with inputs, other than quoted prices included within Level 1, that are observable for an asset (or liability), either directly or indirectly. Furthermore, if an asset or liability has a specified term to maturity, then to qualify for Level 2 designation, an input must be observable for substantially the full term to maturity of the asset or liability. Level 2 inputs include the following:

- a. Quoted prices for similar assets or liabilities in active markets.
- b. Quoted prices for identical or similar assets or liabilities in markets that are not active, that is, markets in which there are few transactions for the asset or liability, the prices are not current, or price quotations vary substantially either over time or among market makers (for example, some brokered markets), or in which little information is released publicly (for example, a principal-to-principal market).
- c. Inputs other than quoted prices that are observable for the asset or liability (for example, interest rates and yield curves observable at commonly quoted intervals, implied volatilities, prepayment speeds, loss severities, credit risks, and default rates).
- d. Inputs that are derived principally from corroborated by observable market data by correlation or other means (market-corroborated inputs).

**METROPOLITAN ATLANTA RAPID TRANSIT AUTHORITY**  
**Notes to the Financial Statements**  
**June 30, 2020**  
(Dollars in Thousands)

**2. CASH AND INVESTMENTS (continued)**

As of June 30, 2020, MARTA had the following investments and maturities:

Investment Type	Valuation Measurement Method	Investment Maturities (in Years)				
		Value	Less than 1	1 - 5	6 - 10	More than 10
Repurchase Agreements	Cost	\$ 66,954	\$ 66,954	\$ —	\$ —	\$ —
U.S. Treasuries	Fair value -Level 1	271,351	230,610	37,187	—	3,554
Prime Banker`s Acceptance	Fair value -Level 1	12,348	12,348	—	—	—
U.S. Agencies	Fair value -Level 1	495,742	128,088	61,519	91,550	214,585
Public Fund	Cost	34,141	34,141	—	—	—
Municipal	Cost	6,250	6,250	—	—	—
Supranational Bonds	Cost	91,453	71,453	20,000	—	—
Guaranteed Inv Contracts	Amortized Cost	36,608	8,576	—	—	28,032
Investment Derivative	Fair Value-Level 2	(3)	(3)	—	—	—
Total		<u>\$ 1,014,844</u>	<u>\$ 558,417</u>	<u>\$ 118,706</u>	<u>\$ 91,550</u>	<u>\$ 246,171</u>

**Interest Rate Risk** - The risk that changes in interest rates will adversely affect the fair value of financial instruments or cash flows. As a means of limiting its exposure to this, MARTA's investment policy prohibits investments in U.S. Treasuries and Agencies and State Obligations with maturities greater than five years and six months at the date of purchase.

The policy also limits Repurchase Agreements to three months from the date of purchase. Investments held and managed by an independent trustee are not subject to these restrictions.



**METROPOLITAN ATLANTA RAPID TRANSIT AUTHORITY**  
**Notes to the Financial Statements**  
**June 30, 2020**  
(Dollars in Thousands)

**2. CASH AND INVESTMENTS** (continued)

**Credit Quality Risk** - The risk that an issuer or other counterparty to an investment will not fulfill its obligations. The exposure of MARTA's debt securities to credit quality risk as of June 30, 2020 is as follows:

<u>Investment Type</u>	<u>Book Value</u>	<u>Credit Rating</u>	<u>Rating Agency</u>
Repurchase Agreements	\$ 66,954	A1/P-1	Moody's/S&P
U.S. Treasuries	271,351	AAA/AA+	Moody's/S&P
Prime Banker's Acceptance	12,348	A1/P1	Moody's/S&P
U.S. Agencies	495,742	AAA/AA+	Moody's/S&P
FDIC Public Fund	34,141	AAA/AA+	Moody's/S&P
Municipal-FDIC	6,250	A2/AA	Moody's/S&P
Supranational Bonds	91,453	AAA/AAA	Moody's/S&P
Guaranteed Inv Contracts	36,608	A-2/P-2/A-/Baa1/Ba1	Moody's/S&P
Investment Derivative	(3)		
	<u>\$ 1,014,844</u>		

**Concentration of Credit Risk** - The risk of loss that may be attributed to the magnitude of a government's investment in a single issuer. MARTA does not hold more than 5% in any single issuer, other than investments related to the U.S. Government.

**Custodial Credit Risk** - For an investment, custodial credit risk is the risk that, in the event of the failure of the counterparty, MARTA will not be able to recover deposits or will not be able to recover collateral securities that are in the possession of an outside party. At June 30, 2020 included in the investments of \$1,014,844 were \$10,275 of securities held by a trustee not in the name of MARTA. These investments are the only securities not held in MARTA's name as per the terms of a trust agreement between MARTA and a railroad company.

**Foreign Currency Risk** - The risk that changes in exchange rates will adversely impact the fair value of an investment. MARTA is not exposed to this risk and its investment policy does not provide for investments in foreign currency denominated securities.

**METROPOLITAN ATLANTA RAPID TRANSIT AUTHORITY**  
**Notes to the Financial Statements**  
**June 30, 2020**  
(Dollars in Thousands)

**3. RESTRICTED ASSETS**

Restricted assets consist of the following for the year ended June 30, 2020:

<u>Restricted Cash and Investments:</u>	<u>2020</u>
Pinnacle Escrow Cash	\$ 14,576
Sinking Fund	98,718
Railroad Trust Fund Agreement	10,000
Investment Held to Pay Capital Lease Obligation	361,201
Investment Derivatives	(3)
Other-SB 115 10% PY Operating Revenue	52,449
Total Restricted Cash and Investments	<u>\$ 536,941</u>

The amounts held in Sinking Funds are restricted for the payment of bond principal and interest as they become due and to the maintenance of the required reserve amounts (see Note 7).

Under the terms of the railroad trust fund agreement between MARTA and a railroad company (the "Railroad"), MARTA has agreed to pay certain costs of purchasing insurance to protect the Railroad against the risk of liability from injury or damage to MARTA's passengers, employees, and property which may result from the Railroad's operations. At June 30, 2020, MARTA had placed certain investments in a special trust fund to guarantee its performance under this agreement. Interest earned on these funds are unrestricted.

Investments held to pay capital lease obligations represent investments held by trustees to be used for capital lease payments under MARTA's LILO arrangements.

The Georgia Legislature passed SB115 requiring MARTA to maintain in reserve ten percent of its prior fiscal year's operating revenue. Said operating budget reserve shall be utilized for ongoing operating expenses only in those circumstances requiring its use due to worsened economic conditions in the Atlanta region, or catastrophic loss such as an act of God or terrorism.

The reserve is maintained in the Unreserved portfolio which is comprised of restricted and unrestricted asset. MARTA maintains a floor that is greater than 10% of its prior year operating revenue to comply with the SB115 requirement and the value of the floor equates to the value of the restricted assets within the portfolio. The value of the assets above the floor are considered unrestricted assets in the portfolio.

An escrow cash account is maintained in MARTA's name as part of the Pinnacle Capital Lease. The funds in the escrow are restricted to pay for the energy savings capital improvements. Interest earned in the escrow account is recorded as non-operating revenue.

# METROPOLITAN ATLANTA RAPID TRANSIT AUTHORITY

## Notes to the Financial Statements

June 30, 2020

(Dollars in Thousands)

### 4. SALES AND USE TAX

Under the MARTA Act, the Rapid Transit Contract and Assistance Agreement with Fulton and DeKalb Counties and the City of Atlanta and the Rapid Transit Contract with Clayton County, MARTA receives proceeds from the collection of a sale and use tax within Fulton, DeKalb and Clayton Counties and the City of Atlanta. In these jurisdictions, a sales and use tax of 1% is levied for the exclusive use of MARTA. Beginning in April 2017, an additional sale and use tax of ½% is levied in the City of Atlanta for the purpose of expanding and enhancing MARTA transit service in the City of Atlanta.

In 2015, the Georgia General Assembly permanently eliminated the prior requirement mandating that MARTA spend no more than 50% of the annual sales and use tax proceeds to subsidize the operating costs of the System. Removal of this provision provides MARTA with additional flexibility to manage its resources.

During the year ended June 30, 2020 MARTA used 37%, of the sales and use tax proceeds to subsidize the net operating costs.

### 5. FARE REVENUE

The MARTA Act places certain requirements on the rates that MARTA is to charge for transportation services provided.

The rates charged to the public for transportation services must be such that the total transit related revenues are no less than 35% of the operating costs, exclusive of depreciation and amortization, and other costs and charges as provided in the MARTA Act, of the preceding fiscal year.

Under provisions of amendments to the MARTA Act, all revenues, except the sales and use taxes, are included in transit related revenues for purposes of this calculation.

Transit related revenues for the year ended June 30, 2020 was 75.8% of operating costs of the previous fiscal year as defined under the MARTA Act.

**METROPOLITAN ATLANTA RAPID TRANSIT AUTHORITY**  
**Notes to the Financial Statements**  
**June 30, 2020**  
(Dollars in Thousands)

**6. CAPITAL ASSETS**

Capital asset activities for the year ended June 30, 2020 were as follows:

	<u>Balance June 30,2019</u>	<u>Additions</u>	<u>Decreases</u>	<u>Balance June 30,2020</u>
Capital Assets, not being depreciated:				
Land	\$ 560,328	\$ —	\$ (102)	\$ 560,226
Construction in progress	427,638	296,432	(373,660)	350,410
Total capital assets not being depreciated	<u>987,966</u>	<u>296,432</u>	<u>(373,762)</u>	<u>910,636</u>
Capital Assets being depreciated:				
Rail systems & buildings	3,754,999	137,695	(3)	3,892,691
Transportation equipment	1,469,283	80,231	(23,725)	1,525,789
Furniture/Fixtures/Equipment/Vehicles	1,472,523	157,877	(4,115)	1,626,285
Total capital assets being depreciated	<u>6,696,805</u>	<u>375,803</u>	<u>(27,843)</u>	<u>7,044,765</u>
Less accumulated depreciation for:				
Rail systems & buildings	(2,447,928)	(111,665)	1	(2,559,592)
Transportation equipment	(1,098,602)	(65,270)	23,620	(1,140,252)
Furniture/Fixtures/Equipment/Vehicles	(1,133,793)	(68,684)	4,047	(1,198,430)
Total accumulated depreciation	<u>(4,680,323)</u>	<u>(245,619)</u>	<u>27,668</u>	<u>(4,898,274)</u>
Total capital assets being depreciated, net	<u>2,016,482</u>	<u>130,184</u>	<u>(175)</u>	<u>2,146,491</u>
Capital Assets, net	<u>\$ 3,004,448</u>	<u>\$ 426,616</u>	<u>\$ (373,937)</u>	<u>\$ 3,057,127</u>

During the year ended June 30, 2020, there was a difference between Construction in Progress and the Capital Asset Additions due to capitalized interest of \$2,141 which passes through Asset Additions but does not pass through Construction in Progress, and land parcel sales of \$97.

**METROPOLITAN ATLANTA RAPID TRANSIT AUTHORITY**  
**Notes to the Financial Statements**  
**June 30, 2020**  
(Dollars in Thousands)

**7. LONG-TERM DEBT**

Long-term debt activities for the year ended June 30, 2020 were as follows:

<u>Series</u>	<u>Year Issued</u>	<u>Principal Issued</u>	<u>Years of Maturity</u>	<u>Interest Rates</u>	<u>Balance June 30, 2019</u>	<u>Additions</u>	<u>Principal Retirements</u>	<u>Balance June 30, 2020</u>
Sales Tax Revenue Bonds:								
2005A	2005	190,490	2021	5.00%	\$ 62,745	\$ —	\$ (30,600)	\$ 32,145
2007A	2007	145,725	2033	5.25%	145,725	—	—	145,725
2012A	2012	311,075	2041	3.00%-5.00%	254,320	—	—	254,320
2012B	2012	17,930	2021	4.00%-5.00%	8,050	—	(3,930)	4,120
2013A	2013	22,980	2021	3.00%-5.00%	10,490	—	(5,120)	5,370
2014A	2015	286,700	2044	3.00%-5.00%	286,700	—	—	286,700
2015A	2015	87,015	2045	5.00%	87,015	—	—	87,015
2015B	2015	88,485	2045	2.00%-5.00%	88,485	—	—	88,485
2015C	2015	93,085	2029	5.00%	93,085	—	—	93,085
2016A	2015	90,260	2029	5.00%	70,260	—	(10,000)	60,260
2016B	2016	242,985	2029	5.00%	242,985	—	—	242,985
2017A	2017	100,815	2047	3.00%-4.00%	100,815	—	—	100,815
2017C	2018	263,545	2039	3.25%-5.00%	263,025	—	(560)	262,465
2017D	2018	55,845	2030	4.00%-5.00%	55,790	—	(110)	55,680
2018A	2019	165,875	2025	3.00%-4.00%	165,875	—	(1,505)	164,370
2018B	2019	117,500	2045	FRN	117,500	—	—	117,500
2019A	2020	130,790	2025	3.00%-5.00%	—	130,790	—	130,790
2020A	2020	132,330	2047	3.00%-5.00%	—	132,330	—	132,330
Subtotal					\$ 2,052,865	\$ 263,120	\$ (51,825)	\$ 2,264,160
Less portion due within one year					(51,825)	(3,415)	—	(55,240)
Plus unamortized premium (discount)					133,805	20,059	(12,882)	140,982
Sales Tax Revenue Bonds total long-term portion					\$ 2,134,845	\$ 279,764	\$ (64,707)	\$ 2,349,902

**METROPOLITAN ATLANTA RAPID TRANSIT AUTHORITY**  
**Notes to the Financial Statements**  
**June 30, 2020**  
(Dollars in Thousands)

**7. LONG-TERM DEBT** (continued)

Changes in Long Term Debt for the year ended June 30, 2020 were as follows:

	<u>Balance June 30, 2019</u>	<u>Increase</u>	<u>Decrease</u>	<u>Balance June 30, 2020</u>	<u>Due within One Year</u>
Revenue Bonds	\$ 1,865,105	\$ 263,120	\$ (41,825)	\$ 2,086,400	\$ (45,240)
Bonds From Direct Placement	187,760	—	(10,000)	177,760	(10,000)
Total	<u>\$ 2,052,865</u>	<u>\$ 263,120</u>	<u>\$ (51,825)</u>	<u>\$ 2,264,160</u>	<u>\$ (55,240)</u>

Variable rate assumed (2.63%) of 2018B bond is based on definition provided in Third Master Trust Indenture: The current 25 years Revenue Bond Index (as of 6/25/2020).

**Sales Tax Revenue Bonds** - Principal on all the Sales Tax Revenue Bonds (the "Bonds") is payable in an annual installment on July 1; interest is payable semi-annually on January 1 and July 1 on all Bonds in the preceding Long-Term table except the Series 2018B Bond, which interest is payable on the first day of each month for the previous month.

All the Bonds in the preceding Long-Term Debt tables are payable from and secured by the third lien on sales and use tax and title ad valorem tax receipts.

Currently 82% of the outstanding Bonds are redeemable at the discretion of MARTA within ten years from their issue date at redemption prices above par.

**METROPOLITAN ATLANTA RAPID TRANSIT AUTHORITY**  
**Notes to the Financial Statements**  
**June 30, 2020**  
(Dollars in Thousands)

**7. LONG-TERM DEBT** (continued)

Annual debt service analysis of Principal and Interest for the year ended June 30, 2020 were as follows:

<u>Year Ending June 30</u>	<u>Bonds</u>		<u>Bonds from Direct Placements</u>	
	<u>Principal</u>	<u>Interest</u>	<u>Principal</u>	<u>Interest</u>
2021	\$ 45,240	\$ 84,545	\$ 10,000	\$ 4,718
2022	48,725	84,272	12,140	4,439
2023	50,790	82,268	12,420	4,153
2024	52,300	80,521	12,705	3,670
2025	54,270	78,340	12,995	3,372
2026 to 2030	351,995	345,088	—	17,820
2031 to 2035	442,435	255,244	—	17,820
2036 to 2040	545,860	151,930	—	17,830
2041 to 2045	380,435	58,948	91,915	10,999
2046 to 2048	114,350	5,066	25,585	—
	<u>\$ 2,086,400</u>	<u>\$ 1,226,222</u>	<u>\$ 177,760</u>	<u>\$ 84,821</u>

**METROPOLITAN ATLANTA RAPID TRANSIT AUTHORITY**  
**Notes to the Financial Statements**  
**June 30, 2020**  
(Dollars in Thousands)

**7. LONG-TERM DEBT** (continued)

Amount due within one year on long-term debt for the year ended June 30, 2020 were as follows:

Series	Principal
2005A	\$ 32,145
2012B	4,120
2013A	5,370
2016A*	10,000
2017C	590
2017D	115
2018A	2,900
	\$ 55,240

\* Variable Rate Bond  
2016A and 2018B are direct placements

MARTA's Board established a debt limit for the Sales Tax Revenue Bonds. The total annual debt service on such bonds is limited to no more than 45% of projected sales tax receipts for each year.



**METROPOLITAN ATLANTA RAPID TRANSIT AUTHORITY**  
**Notes to the Financial Statements**  
**June 30, 2020**  
(Dollars in Thousands)

**7. LONG-TERM DEBT** (continued)

MARTA has pledged future sales tax and title ad valorem tax revenues to repay \$2,405,142 in sales tax revenue bonds issued in calendar years 2005, 2007, 2012, 2013, 2015, 2016, 2017, 2018, 2019 and 2020 of which \$2,349,902 is considered long-term debt. Proceeds from the bonds were used for the rehabilitation or expansion of MARTA's rail and bus systems. Principal and interest on the bonds are payable through FY2048, from the sales tax and title ad valorem tax revenues. Annual principal and interest on the bonds are expected to require no more than 45% of such net revenues. Principal and interest paid for in the year ended June 30, 2020 was \$136,804.

In July 2019, MARTA issued New Bonds Series 2019A bond for the third indenture series to finance certain capital projects. As a result, an increase in long term liability amounting to \$130,790 is reported on MARTA's Statement of Net Position. The 2019A Bond is a fixed-rate sales tax revenue bond. These series were issued in the aggregate principal amount of \$130,790. There was a variety of operational and financial covenants associated with the bonds. Management has reported compliance with all such covenants.

In April 2020, MARTA issued New Bonds Series 2020A for the third indenture series to finance certain capital projects. As a result, an increase in Long Term Liability amounting to \$132,330 is reported on MARTA's Statement of Net Position. The 2020A Bond is a fixed-rate sales tax revenue bond. This series was issued in the aggregate principal amount of \$132,330. There are a variety of operational and financial covenants associated with the Bonds. Management has reported compliance with all such covenants.

In prior years, MARTA has defeased various bond issued by creating separate irrevocable trust funds. New debt has been issued and the proceeds have been used to purchase U.S. Government securities that were placed in trust funds. The investments and fixed earnings from the investments are enough to fully service the defeased debt until the debt is called or matures. For financial reporting purposes, the debt has been considered defeased and, therefore, removed as a liability from MARTA's financial statements. As of June 30, 2020, the total outstanding escrow funds \$59,474 of these defeasance bonds remain outstanding.

MARTA's outstanding Sales Tax Revenue Bonds (the "Bonds") contain provisions that upon the occurrence of (1) failure to make payment of principal or interest when due, (2) failure to perform any covenant contained in the Bond indenture if such failure continues for 30 days after receipt by MARTA of written notice specifying such default, (3) if MARTA institutes bankruptcy proceedings, (4) any sum payable to MARTA under the terms of its Contract with the taxing jurisdictions is taken in custody under any court process, or (5) any of the taxing jurisdictions shall default in making any payments owed under the Contract or shall materially fail to comply with any provisions of the Contract, then the Trustee may, and upon the written request of the owners of more than 25% in aggregate principal amount of the Bonds shall, declare the principal of all Bonds outstanding and the interest accrued thereon immediately due and payable. All publicly traded and direct placement bonds are subject to the same default provisions under the Bond Indenture. The notice and cure period apply and the private placement bondholders have the same remedies as the other holders.

**METROPOLITAN ATLANTA RAPID TRANSIT AUTHORITY**  
**Notes to the Financial Statements**  
**June 30, 2020**  
(Dollars in Thousands)

**7. LONG-TERM DEBT** (continued)

Sales and use tax revenues are initially deposited into a Sinking Fund held by the bond trustee as required by the Bond Trust Indentures. At June 30, 2020 amounts held in the Sinking Funds exceeded the amounts required to be held pursuant to the Bond Trust Indentures. All such amounts are classified as restricted cash and investments in the Statement of Net Position.

Following is a summary of activity in the Sinking Funds for the year ended June 30, 2020:

	<b>2020</b>
Balance, Beginning of the year	\$ 93,454
Sales and Use Tax Proceeds	141,682
Investment Income	409
Principal and Interest Payments on Bonds	(136,804)
Excess of Sales Tax Withheld	(118)
Trustee Fees	95
Balance, End of the year	\$ 98,718

At June 30, 2020, MARTA reported \$25,827 in deferred outflow of resources related to debt refunding cost for unamortized deferred loss on bonds refunding as follows:

	<b>Deferred Outflows of Resources Debt Refunding</b>
	<b>2020</b>
Unamortized Deferred Loss Bond Refunding	\$ 28,517
Current Year Amortization	(2,690)
Total Deferred Outflow of Resources-Debt Refunding	\$ 25,827

**METROPOLITAN ATLANTA RAPID TRANSIT AUTHORITY**  
**Notes to the Financial Statements**  
**June 30, 2020**  
(Dollars in Thousands)

**8. DERIVATIVE FINANCIAL INSTRUMENTS**

The fair value balances and notional amounts of hedging and investment derivative instruments outstanding and the corresponding changes in fair value of such derivative instruments for the year ended June 30, 2020, were as follows:

		Changes in Fair Value		
Fiscal Year		Change	Year End	Fair Value
<u>Classification</u>		<u>Amount</u>	<u>Amount</u>	<u>Notional</u>
<b>Hedging derivatives:</b>				
Natural Gas Commodity Swaps	Deferred Inflow of resources	\$ 91	\$ 91	\$ 700
Diesel Commodity Swaps	Deferred Outflow of resources	\$ (1,081)	\$ (1,170)	\$ 7,140
<b>Investment derivatives:</b>				
Forward delivery arrangements	Gain/Loss on Investment Derivatives	\$ 328	\$ (3)	\$ 32,949

Hedging derivative instruments must meet annual effectiveness tests. MARTA assessed whether the hedging derivatives were highly effective in offsetting changes in fair value or cash flows of hedged items.

A derivative is effective if changes in a hedgeable item divided by changes in derivative is within a range of 80% to 125% in absolute terms. The test is also met if changes in derivative divided by changes in hedgeable item falls within range of 80% to 125%. The effective portion of changes in the fair value of derivatives that are designated and qualify as cash flow hedges are reported as deferred inflows and outflows in the Statement of Net Position. The gain or loss of the ineffective portion is recognized immediately in the Statement of Revenues, Expenses, and Changes in Net Position.

This risk could require MARTA to make a termination payment. MARTA mitigated the credit risk associated with its swaps by having entered into transactions with highly rated counterparties. MARTA also mitigated its concentration of credit risk by having diversified its swap transactions across two different counterparties.

Commodity Swap Agreements - In order to help plan its diesel and natural gas costs for the fiscal year and to protect itself against price volatility in the market prices of the commodities, MARTA has entered into commodity swap agreements to hedge low sulfur diesel and natural gas costs. This would reduce the value of the contract and MARTA could sell the contract at a loss, or likewise if the index prices are higher, the value of the contracts would increase, and MARTA could sell the contracts at a profit. It is possible that the index prices may be lower than the price at which MARTA committed to in the contracts. If MARTA continues to hold the contract until maturity, MARTA may make or receive termination payments to or from the counterparty to settle the obligation under the contract.

# METROPOLITAN ATLANTA RAPID TRANSIT AUTHORITY

## Notes to the Financial Statements

**June 30, 2020**

(Dollars in Thousands)

### 8. DERIVATIVE FINANCIAL INSTRUMENTS (continued)

MARTA mitigated the credit risk associated with its swaps by having entered into transactions with highly rated counterparties. MARTA also mitigated its concentration of credit risk by having diversified its swap transactions across two different counterparties.

MARTA has assessed whether the hedging derivatives were highly effective in offsetting changes in fair value or cash flows of hedged items. Based on the annual assessment, the commodity swap agreements met the effectiveness conditions of the dollar-offset method.

MARTA is exposed to the failure of the counterparty to fulfill the fuel contracts. The terms of the contracts include provisions for recovering the cost in excess of the guaranteed price from the counterparty should MARTA have to procure low sulfur diesel and natural gas on the open market.

Three contracts were terminated on June 30, 2020. A summary of agreements is as follows:

Execution Dates	Effective Dates	Termination Dates	Fixed Price	Counter Party	Net Settlement in FY 2020
<b>Natural Gas:</b>					
2/14/2020	7/1/2020	6/30/2021	2.329 per MMBtu	Fifth Third	\$ (135)
<b>Diesel:</b>					
8/6/2019	7/1/2020	6/30/2021	1.7725 per gallon	Fifth Third	\$ —
3/10/2020	4/1/2020	6/30/2020	1.2067 per gallon	Cargill, Inc.	\$ (38)
3/10/2020	7/1/2020	6/30/2021	1.3292 per gallon	Cargill, Inc.	\$ —
1/11/2019	7/1/2019	6/30/2020	1.8715 per gallon	JP Morgan	\$ (355)
5/24/2019	7/1/2019	6/30/2020	1.9100 per gallon	Cargill, Inc.	\$ (706)
4/20/2020	7/1/2021	6/30/2022	1.3450 per gallon	JP Morgan	\$ —

MARTA assesses the effectiveness of the commodity swaps transactions and whether these derivatives were highly effective in offsetting fluctuations in fair value of cash flows of hedged commodities. Based on the annual assessment, the commodity swap agreements met the effectiveness conditions of the dollar-offset method.

**Forward Delivery Agreements** - MARTA has entered into these forward delivery arrangements for speculative purposes to obtain a higher long-term yield and not for the purpose of hedging any financial risk. Therefore, the fair value of these forward delivery arrangements will be classified as derivative investments in the Statement of Net Position and the gains or losses are reported as non-operating revenues (expenses) on the Statement of Revenues, Expenses, and Changes in Net Position. MARTA is required to make monthly deposits into debt service sinking funds for the principal and interest payments due semi-annually on its bonds. MARTA, via the trustee, currently invests these deposits in money market funds or short-term permitted investments that mature on or before the debt service payment dates.

**METROPOLITAN ATLANTA RAPID TRANSIT AUTHORITY**  
**Notes to the Financial Statements**  
**June 30, 2020**  
(Dollars in Thousands)

**8. DERIVATIVE FINANCIAL INSTRUMENTS** (continued)

On August 15, 2006, MARTA and its bond trustee, US Bank, entered into a debt service forward delivery agreement with the issuer, Bank of America, NA, with respect to the debt service fund related to Series N Bonds, issued in the original aggregate principal amount of \$122,245, Series P Bonds, issued in the original aggregate principal amount of \$296,755, and Series 2005A Bonds, issued in the original aggregate principal amount of \$190,490.

When MARTA entered into these agreements, an upfront cash payment of \$11,350 was received by MARTA which represented the present value of the future interest cash flows. The cash received was recorded as deferred revenue and is being amortized over the life of the agreements. Due to the extinguishment of Series N and P, the outstanding unamortized amount of \$601 as of June 30, 2017 was all recognized as revenue. The outstanding unamortized unearned revenue for Series 2005A is fully recognized as revenue as of June 30, 2020.

**Fair Value** - The forward delivery arrangements are classified as investment derivatives and are reported at fair value level 2a; quoted prices for similar assets or liabilities in active markets. Fair value is the price that would be received to sell an asset or paid to transfer a liability in an orderly transaction between market participants as of the measurement date. Fair value is determined using one of the following three valuation approaches:

- 1) **Market Approach** - Uses prices and other relevant information generated by market transactions involving identical or similar assets, liabilities, or groups of assets and liabilities. Using quoted market prices is a technique that is consistent with the market approach.
- 2) **Income Approach** - Converts future amounts (for example, cash flows or earnings) to a single current amount (such as would be determined by using the discounted present value technique). When the income approach is used, the fair value measurement reflects current market expectations about those future amounts. Acceptable valuation techniques include present value techniques; option-pricing models, such as the Black-Scholes-Merton formula, and the multi-period excess earnings method, which is used to measure the fair value of certain intangible assets.
- 3) **Cost Approach** - Reflects the amount that would be required to replace the service capacity of an asset (often referred to as current replacement cost). From the perspective of a market participant (seller), the price that would be received for the asset is determined based on the cost to a market participant (buyer) to acquire or construct a substitute asset of comparable utility, adjusted for obsolescence. Obsolescence can be physical, functional (technical), or economic (external).

**METROPOLITAN ATLANTA RAPID TRANSIT AUTHORITY**  
**Notes to the Financial Statements**  
**June 30, 2020**  
(Dollars in Thousands)

**8. DERIVATIVE FINANCIAL INSTRUMENTS** (continued)

The fair market values of MARTA's forward delivery arrangements are not exchange-traded instruments that have a directly quotable price, and therefore are required to be valued using Level 2 inputs. Level 2 inputs, as described by GASB 72, are inputs other than quoted prices that are observable for the asset or liability, either directly or indirectly. Furthermore, if an asset or liability has specified term to maturity, then to qualify for Level 2 designation, an input must be observable for substantially the full term to maturity of the asset or liability. Level 2 inputs include the following:

- a) Quoted prices for similar assets or liabilities in active markets.
- b) Quoted prices for identical or similar assets or liabilities in markets that are not active, that is, markets in which there are few transactions for the asset or liability, the prices are not current, or price quotations vary substantially either over time or among market makers (for example, some brokered markets), or in which little information is released publicly (for example, a principal-to-principal market).
- c) Inputs other than quoted prices that are observable for the asset or liability (for example, interest rates and yield curves observable at commonly quoted intervals, implied volatilities, prepayment speeds, loss severities, credit risks, and default rates).
- d) Inputs that are derived principally from corroborated by observable market data by correlation or other means (market-corroborated inputs).

MARTA used Hilltop Securities' internally developed models that use readily observable market parameters as the inputs. The Hilltop valuation models use input parameters that are actively quoted and can be validated using external sources, including industry data services.

Regarding forward delivery agreements, Hilltop uses pricing models that incorporate the contractual terms of the swap, including: the deposit schedule, eligible securities, implied on-market rate on the trade date, and any upfront payments made. Level 2 market-based inputs used by Hilltop's forward delivery pricing models include: the term structure of interest rates as implied by the U.S. Treasury curve and by various swap curves; spreads for taxable and tax-exempt swap rates (risk premiums); spreads for credit risk(s); and discount factors derived from the London Interbank Offering Rate (LIBOR) swap curve. In order to calculate the fair market value of forward delivery agreements, Hilltop's valuation models calculate the present values of the residual cash flows of the remaining deposits as of the valuation date.

The residual cash flows are based on the difference of the current on-market forward rate and the implied on-market rate as of the trade date of the transaction. The remaining residual cash flows are discounted using discount factors derived from the appropriate interest rate curve, the sum of these discounted cash flows result in a present value amount equal to the fair market value.

**METROPOLITAN ATLANTA RAPID TRANSIT AUTHORITY**  
**Notes to the Financial Statements**  
**June 30, 2020**  
(Dollars in Thousands)

**9. CAPITAL LEASE OBLIGATIONS**

**LILO Capital Lease**

MARTA has entered into various LILO arrangements related to the leasing and subleasing of MARTA's rail cars, rail lines, and a rail maintenance facility. These agreements provide for the lease of certain Authority's rail capital assets to a financial party lessee and the sublease of such capital assets back to MARTA for a specified term.

The net present value of the future sublease payments has been recorded as capital lease obligations. The funds invested in U.S. Agency Bonds and Notes and Guaranteed Investment Contracts to fund these future capital lease obligations as they come due have been recorded as Investments Held to Pay Capital Obligations. Unrealized and realized gains and losses on these investments are recorded as non-operating revenues and expenses in the Statement of Revenues, Expenses, and Changes in Net Position.

The following table summarizes MARTA's outstanding capital lease/leaseback transactions as of June 30, 2020:

Lease Date	Property	Fair Market Value At Closing Date	Prepayment Received on Head Lease from the Equity	Amount Invested to Satisfy Sublease Obligation	Cash Benefit Net of Fees	Repurchase Option Date	Sublease Termination Date
3/22/2001	16 Hitachi CQ 310 Rail Cars	\$ 36,800	\$ 7,595	\$ 5,862	\$ 1,733	1/15/2020	12/15/2020
9/29/2005	30 Breda CQ 312 Rail Cars	93,300	16,274	11,376	3,839	1/2/2034	12/15/2034
9/29/2005	10 Breda CQ 312 Rail Cars	31,500	5,488	3,793	1,333	1/2/2034	12/15/2034
9/29/2003	Marta South Line	782,072	102,230	67,457	27,312	1/2/2032	12/15/2032

The following table shows the net book value of the rail cars and the south line under the lease/leaseback transactions as of June 30, 2020:

Lease Date	Property	Net Book Value
3/22/2001	16 Hitachi CQ 310 Rail Cars	\$ 6,424
9/29/2005	40 Breda CQ 312 Rail Cars	38,715
9/29/2003	MARTA South Line	313,467

The increase in the net book value for the Hitachi CQ Rail cars are due to L-care and new Life Extensions cost in fiscal year 2020.

American Insurance Group ("AIG") and Ambac were participants in most of these structured lease transactions. The downgrade of AIG and Ambac ratings triggered, at the option of the counterparties, replacement of the Payment Undertaking Agreements and the surety bonds for 18 of the 19 transactions. Of the 18 transactions that fell below the threshold, replacement was requested for 16. None of MARTA's counterparties in these transactions declared a default.

The lease arrangements include various buyout option dates. Beginning in January 2018 and ending in January 2034, MARTA must execute its intent to buy out the head lease to terminate the LILO agreements. Management has created a schedule of the various buyout option dates and has coordination activities in place to monitor the execution of these options.

**METROPOLITAN ATLANTA RAPID TRANSIT AUTHORITY**  
**Notes to the Financial Statements**  
**June 30, 2020**  
(Dollars in Thousands)

**9. CAPITAL LEASE OBLIGATIONS (continued)**

The following is a schedule by year of the future minimum lease payments under these LILLO arrangements as of June 30, 2020.

**Fiscal Years**

2021	\$ 10,681
2022	2,110
2023	2,107
2024	2,092
2025	5,122
2026 - 2030	1,868
2031 - 2035	<u>333,326</u>
Present value of net minimum lease payments	\$ 357,306
Less: current principal maturities	<u>(10,681)</u>
Obligations under capital lease -long term	<u><u>\$ 346,625</u></u>

The liability of these leases changed in 2020 and 2019 as follows:

Outstanding - June 30, 2019	\$ 320,559
Net change in obligation	<u>36,747</u>
Outstanding - June 30, 2020	<u><u>\$ 357,306</u></u>

**Deferred Inflow Related to Capital Lease**

From the years ended June 30, 2001 to 2007, MARTA entered into several agreements to lease several of its rail cars; the Avondale Rail Maintenance Facility, the East Rail Line (from Five Points station to Indian Creek station), and the South Rail Line (from Five Points station to Airport station). MARTA then leased these same assets back from the third-party investors as a capital sublease. The effect of the transaction was to transfer the tax benefits of ownership to the investors; in exchange, MARTA received cash consideration equal to the difference between the lease and sublease payments. The total consideration net of expenses as of June 30, 2007 was \$105,300. Since that time, a number of these arrangements have been terminated. MARTA is required to maintain the cars and the stations at an operating level over the life of the sublease as specified in the terms of the lease agreements. Because of the ongoing maintenance and renovation expenditures required to meet this operating level, the net proceeds were recorded as unearned and are being amortized over the life of the respective leases (approximately 18.5 years to 32 years) on a straight-line basis

The deferred tax benefit sold amount is recorded as deferred inflow of resources over the life of the leases. The deferred inflow as of June 30, 2020 was \$13,283



**METROPOLITAN ATLANTA RAPID TRANSIT AUTHORITY**  
**Notes to the Financial Statements**  
**June 30, 2020**  
(Dollars in Thousands)

**9. CAPITAL LEASE OBLIGATIONS** (continued)

**Pinnacle Capital Lease**

MARTA entered into a master lease purchase agreement with Pinnacle Public Finance to finance the design construction, implementation, monitoring and maintenance of comprehensive energy savings capital projects. These projects will improve the energy efficiency of certain MARTA facilities and are expected to result in energy cost savings.

The net present value of the future lease payments has been recorded as capital lease obligations.

The following is a schedule by year of the future minimum lease payments under the Pinnacle lease agreement as of June 30, 2020:

2021	\$ 1,635
2022	1,877
2023	2,006
2024	2,043
2025	1,514
2026 - 2030	10,347
2031 - 2035	15,253
2036 - 2037	2,435
Present value of net minimum lease payments	<u>\$ 37,109</u>
Less: current principal maturities	<u>(1,635)</u>
Obligations under capital lease -long term	<u><u>\$ 35,474</u></u>
The liability of these leases changed in 2020 and 2019 as follows:	
Outstanding - June 30, 2019	\$ —
Net change in obligation	<u>37,109</u>
Outstanding - June 30, 2020	<u><u>\$ 37,109</u></u>

As part of this project, MARTA also entered into a performance assurance support services agreement with the contractor, Schneider Electric Buildings Americas, Inc. that provides an energy savings guarantee of \$55,357 over the course of 17 years. No financial savings or transactions have been recognized in relation to the agreement for the year ended June 30, 2020 as construction is not yet completed.

**METROPOLITAN ATLANTA RAPID TRANSIT AUTHORITY**  
**Notes to the Financial Statements**  
**June 30, 2020**  
(Dollars in Thousands)

**10. UNEARNED REVENUE**

**Lindbergh Partnership Parking Agreement**

In 2004, MARTA entered into a lease agreement with Carter & Associates, L.L.C. MARTA is the owner of the Leased Property, and the Leased Property is a portion of the project known as the Lindbergh City Center Project. This Lease Agreement reflects a period of ninety-nine (99) Lease years, a long-term utilization of 195 Residential parking Spaces in support of the Project Improvements pursuant to the Parking Agreement. Lessee's cost per parking space equal \$7.50, totaling \$1,463.

As of June 30, 2020, the unamortized portion of unearned revenue from Lindbergh Multi Family Parking Rights was \$1,278.

**Capital Event Partnership Rent / Uptown Square Apartments**

Assignment/transfer of Uptown Square Apartments to AVR Uptown Square L.L.C, an affiliate of Alvero Acquisition Corp. and AVR Realty Company LLC occurred in 2013. This transaction resulted in Capital Event Participation Rent due MARTA in 2013. The original total lease amount of \$4,679 is to be amortized over 98 years.

As of June 30, 2020, the unamortized portion of unearned revenue from Capital Event Partnership Rent was \$4,099.

**Capital Event Partnership Rent / AC Property - Arts Center Rail Station Lease**

Assignment of ground lease dated as of July 14, 2006 and further assigned as of October 3, 2016, now this ground lease known as AC property-Arts Center rail station is amended and extended between MARTA and AC Property Owners, L.P. a Delaware limited partnership. The previous expiration date of August 31, 2083 was extended to a new expiration date of August 1, 2117, resulting in additional compensation paid to MARTA in the amount of \$6,500.

As of June 30, 2020, the unamortized portion of unearned revenue from AC Property Lease was \$6,390.

**Capital Event Partnership Rent / Avondale Station Project**

MARTA and Development Authority of the City of Decatur entered into a lease Agreement to develop the lease property as a Transit Oriented development in 2016. It was amended in November 2018, which extended the lease to 99 years from November 2018 and Lessee paid MARTA \$525.

As of June 30, 2020, the unamortized portion of unearned revenue from Avondale Station project Lease was \$517.

**METROPOLITAN ATLANTA RAPID TRANSIT AUTHORITY**  
**Notes to the Financial Statements**  
**June 30, 2020**  
(Dollars in Thousands)

**10. UNEARNED REVENUE** (continued)

**Capital Event Partnership Rent / Edgewood-Candler Park Station Project**

MARTA (Landlord) acknowledged a sublease agreement amendment made between Edgewood TOD Master, LLC (“Sublessor”) and Moving In the Sprit, Inc. (“Sub lessee”) in September, 2018. Landlord, Sublessor, and Sublessee have now determined that the allocation of value with respect to the Base Premises (Edgewood-Candler Park Station Project), as reflected in the Terms, was an incorrect allocation of the overall appraised value reflected in the 2014 Appraisal. Sublessor and Landlord have made corresponding corrections to the Base Lease. The parties agree Sublessee shall deliver a portion of the Sublease payment equal to \$525 to Landlord (MARTA).

As of June 30, 2020, the unamortized portion of unearned revenue from Edgewood-Candler Park Station project was \$523.

**Resurgens Plaza South Inc. Lease**

MARTA and Resurgens Plaza South Inc. entered into a Lease Agreement for Johnson Town South Site dated May 29, 1984. It was amended in 2017, which extended the lease to 99 years from July 2017 to 2104. Upon completion of the extension transaction, the Resurgens Plaza South Inc. paid MARTA \$4,250 on July 17, 2017.

As of June 30, 2020, the unamortized portion of unearned revenue from Resurgens Plaza South agreement was \$4,121.

**METROPOLITAN ATLANTA RAPID TRANSIT AUTHORITY**  
**Notes to the Financial Statements**  
**June 30, 2020**  
(Dollars in Thousands)

**11. OPERATING LEASES**

MARTA leases air rights and ground over and adjacent to its stations to third parties for the construction of mixed-use developments as well as telecom towers.

During the year ended June 30, 2001, MARTA began a Transit Oriented Development Program whereby MARTA ground leases office, retail, and residential space. The AT&T Towers and related parking and retail space were completed at Lindbergh City Center in October 2002. Ground lease agreement for these initial TOD projects provide for various payments to be made to MARTA over several years. In 2013, MARTA began pursuing new opportunities in joint development. MARTA has identified development partners at four rail stations: King Memorial, Edgewood/Candler Park, Avondale, and Chamblee.

Future lease payments scheduled to be received under non-cancelable operating leases are as follows at June 30, 2020:

Fiscal Years	Amount
2021	\$ 7,502
2022	7,753
2023	7,912
2024	8,075
2025	8,275
2026 - 2030	44,474
2031 - 2035	50,178
	\$ 134,169

**METROPOLITAN ATLANTA RAPID TRANSIT AUTHORITY**  
**Notes to the Financial Statements**  
**June 30, 2020**  
(Dollars in Thousands)

**12. PENSION PLANS**

**Defined Benefits Pension Plan**

**Plan Description** - MARTA maintains two defined benefit pension plans, one Non-Represented Pension Plan (the "Non-Rep Plan") and one MARTA/ATU Local 732 Employees Retirement Plan, (the "Union Plan"). All plans are single employer plans.

The Non-Rep Plan covers all non-union employees hired before January 1, 2005 and Transit Police employees hired before January 1, 2015 and transfers from the Union Plan prior to January 1, 2018. The Non-Rep Plan has been subsequently closed to all employees and non-union new hires are covered in a defined contribution plan.

The Union Plan provides pension for all members of Division No. 732 of the Amalgamated Transit Union (ATU) and nonmembers who are represented by the Union for bargaining purposes. Union employees are eligible to participate in the Union Plan upon the completion of 60 days of full-time employment.

The funding methods and determination of benefits for the defined benefit plans were established by the MARTA Act creating such plans and, in general, provide that pension funds are to be accumulated from employee contributions, MARTA contributions, and income from the investment of accumulated funds.

The fiduciary net position, as well as additions to and deductions from the fiduciary net position, of the pension plans have been determined on the same basis as they are reported by the plans. The financial statements of the plans were prepared using the accrual basis of accounting. Member and employer contributions are recognized when due, pursuant to formal commitments and statutory requirements. Benefits and refunds of employee contribution are recognized when due and payable in accordance with the statutes governing the plans. Expenses are recognized when the liability is incurred, regardless of when payment is made. Investments are reported at fair value on a trade-date basis. The fiduciary net position of each of the Union and Non-Rep plans are reflected in the measurement of the plans' net pension liability, net pension assets, deferred outflows and inflows of resources related to pension, and pension expense. Both the Union and the Non-Rep Plans measurement dates and fiscal year ends are December 31, 2019.

Each plan is administered by a pension retirement committee. Each plan issues a publicly available financial report that includes financial information for that plan. The reports may be obtained by writing the plans at the addresses below:

Non-Represented Pension Plan  
2424 Piedmont Road NE  
Atlanta, GA 30324  
(404) 848-4143

MARTA/ATU Local 732  
Employees Retirement Plan  
Administered by:  
Zenith American Solutions  
100 Crescent Centre Parkway  
Tucker, GA 30084  
(678) 221-5012

# METROPOLITAN ATLANTA RAPID TRANSIT AUTHORITY

## Notes to the Financial Statements

**June 30, 2020**

(Dollars in Thousands)

### 12. PENSION PLANS (continued)

**Benefits Provided** - The MARTA plans provide the retirement, disability, and death/survivor benefits. The retirement benefits are calculated under a step-rate benefit formula based on final average compensation and multiplied by factors related to length of continuous service. All modifications to the pension plans must be supported by actuarial analysis and receive approval from MARTA's Board of Directors and the pension retirement committees.

Normal retirement under the Union Plan occurs when a participant reaches age 65 with ten years of credit service. For the Non-Rep Plan, the participant must complete five years of credited service and attain age 62. Disability retirement benefits are determined in the same manner as retirement benefits. The continuation of retirement benefits to the participant's designated beneficiary is also provided by both plans. An employee who leaves MARTA may withdraw his or her contributions, plus any accumulated interest.

**Plan Membership** - Below are the total employees and retirees covered under the Union Plan and the Non-Rep Plan for the plan as:

	<b>January 1, 2020</b>		
	<b>Union Plan</b>	<b>Non-Rep Plan</b>	<b>Combined</b>
Inactive plan members or beneficiaries currently receiving benefits	2,221	1,406	3,627
Inactive plan members entitled to but not yet receiving benefits	376	152	528
Active plan members	2,447	412	2,859
Total	5,044	1,970	7,014

**Contributions** - MARTA is required to contribute an actuarially determined amount annually to the pension plans. The required contributions amount is determined by an actuary using actuarial methods and assumptions approved by the pension/retirement committee and an additional amount to fund the unfunded accrued liability.

For the year ended June 30, 2020, MARTA contributed \$16,732 and plan participants contributed \$2,122 to the Non-Rep Plan. For the year ended June 30, 2019, MARTA contributed \$10,396 and plan participants contributed \$5,582 to the Union Plan.

**Net Pension Liability** - The net pension liability at June 30, 2020 was measured as of December 31, 2019 for both the Union Plan and Non-Rep Plan. The total pension liability used to calculate the net pension liability was determined by an actuarial valuation as of January 1, 2020 for the Non-Rep Plan and as of January 1, 2019, rolled forward to January 1, 2020 for the Union Plan. The reporting date for both plans is June 30, 2020. At June 30, 2020 MARTA reported a net pension liability of \$97,369 for the Non-Rep Plan and net pension asset of \$33,186 for the Union Plan.

**METROPOLITAN ATLANTA RAPID TRANSIT AUTHORITY**  
**Notes to the Financial Statements**  
**June 30, 2020**  
(Dollars in Thousands)

**12. PENSION PLANS** (continued)

**Actuarial Assumptions** - Actuarial valuations involve estimates of the value of reported amounts and assumptions about the probability of events far into the future. As results are compared to past expectations and new estimates are made about the future, actuarial determinations better reflect current and future conditions. Actuarial calculations consider a long-term perspective. Calculations for June 30, 2020 reflect the substantive plan in effect as of as of year ended December 31, 2019 and the current sharing pattern of costs between employer and employee.

	<u>Union</u>	<u>Non-Rep</u>
Pension Expense	\$11,403	\$34,969
Actuarial Valuation Date	1/1/19, rolled forward to 1/1/20	1/1/20
Actuarial Cost Method	Entry Age Normal Cost Method	Individual Entry age
Amortization Method	Level Percentage of Pay, Closed	Fixed Dollar, Closed
Remaining Amortization Period	10 years, Open	12 years, Closed
Asset Valuation Method	Market Value	Market Value
Actuarial Assumptions:		
Investment Rate of Return	7.25%	5.50%
Inflation	2.50%	2.25%
Projected Salary Increases:		
Plan Members	4.50%	4.50%
Transit Police	n/a	4.50%
Cost of Living	None	None
Merit or Seniority	1.00% per year	1.00% per year
Postretirement Benefit Increases	None	None
Mortality Assumption:		
Healthy	RP-2014 Blue Collar Mortality for Healthy Lives with fully generational using 1/2 of Scale MP-2016 set forward by 1 year	RP-2014 Healthy Annuitant Mortality Tables separated by sex, Projection Scale MP-2016, fully generational.
Disabled	RP-2014 Mortality Table for Disabled Lives with fully generational using 1/2 of Scale MP-2016	None. No future mortality improvement was projected.

The assumptions listed above were based on the results of an actuarial experience study for the five years ending January 1, 2018. Assumptions were updated January 1, 2020.

**METROPOLITAN ATLANTA RAPID TRANSIT AUTHORITY**  
**Notes to the Financial Statements**  
**June 30, 2020**  
(Dollars in Thousands)

**12. PENSION PLANS** (continued)

**Changes in Assumptions and Benefit Terms Since the Prior Measurement Date** – In the Union Plan, the inflation rate increased from 2.10% to 2.50%. In the Non-Rep Plan, the inflation rate decreased from 2.50% to 2.25%, salary increases from 3.00% / 3.50% to a combined 4.50% and the investment rate of return and discount rate decreased from 6.00% to 5.50%.

**Changes in Assumptions and Benefit Terms Since the Measurement Date** – There were no changes in assumptions or benefit terms between the measurement date and June 30, 2020.

**Discount Rate** - The discount rate used to measure the total pension liability at June 30, 2020 and 2019 was 7.25% and 7.25% for the Union Plan and 5.50% and 6.00% for the Non-Rep Plan, respectively. This is the long-term expected return on pension plan investments. The projection of cash flows assumes employer and plan member contributions will continue at the current rates. The fiduciary net position projects to cover all future benefit payments of current plan members based upon complete closed group cash flow analysis.

**Sensitivity of Net Pension Liability to Changes in the Discount Rate** - The following presents the net pension liability of the plans at June 30, 2020, calculated using the discount rate of 7.25% for the Union Plan and 5.50% for the Non-Rep Plan, as well as what the individual plans' net pension (asset)/liability would be if it were calculated using a discount rate that is one percentage point lower or one percentage point higher than the current rate:

	<b>1% Decrease Discount Rate</b>	<b>Current Discount Rate</b>	<b>1% Increase Discount Rate</b>
Union Plan Discount Rate	6.25%	7.25%	8.25%
Plan Net Pension Liability/(Asset)	\$22,034	\$(33,186)	\$(80,342)
Non-Rep Plan Discount Rate	4.50%	5.50%	6.50%
Plan Net Pension Liability	\$157,000	\$97,369	\$47,000



**METROPOLITAN ATLANTA RAPID TRANSIT AUTHORITY**  
**Notes to the Financial Statements**  
**June 30, 2020**  
(Dollars in Thousands)

**12. PENSION PLANS** (continued)

**Long-Term Expected Rate of Return** - The long-term expected rate of returns on the Union and Non-Rep Plan investments were determined using a building-block method in which best estimate ranges of expected future real rates of return are developed for each major asset class. These ranges were combined to produce the long-term expected rate of return by weighting the expected future real rates of return by the target asset allocation percentage and by adding expected inflation. Best estimates of arithmetic real rates of return for each major asset class included in the plans' target asset allocation as of June 30, 2020 are:

Asset Class	Union		Non-Rep	
	Target Allocation	Expected Rate of Return	Target Allocation	Expected Rate of Return
Domestic Large Cap Equity	20.0%	5.40%	n/a	4.90%
Domestic Mid Cap Equity	10.0%	5.70%	n/a	n/a
Domestic Small Cap Equity	10.0%	5.40%	n/a	4.90%
International Equity	25.0%	5.10%	12.00%	4.75%
Opportunistic Equity	n/a	n/a	n/a	n/a
Domestic Fixed income	30.0%	1.00%	25.50%	0.50%
US Broad Equity	n/a	n/a	33.00%	4.90%
Non US Fixed	n/a	n/a	n/a	n/a
Global Fixed Income	n/a	n/a	7.50%	-0.61%
Global Ex-US Equity	n/a	n/a	12.00%	5.00%
Real Estate	n/a	n/a	5.00%	4.00%
Alternatives/Convertibles	5.0%	8.30%	5.00%	3.20%

**METROPOLITAN ATLANTA RAPID TRANSIT AUTHORITY**  
**Notes to the Financial Statements**  
**June 30, 2020**  
(Dollars in Thousands)

**12. PENSION PLANS** (continued)

***Changes in Net Pension Liability***

	Increase (Decrease)		
	Total Pension Liability	Plan Fiduciary Net Position	Net Pension Liability/ (Asset)
	(a)	(b)	(a) - (b)
<b>UNION PLAN</b>			
Balance at 12/31/2018	\$ 548,234	\$ 511,334	\$ 36,900
Changes for the year:			
Service Cost	13,318	—	13,318
Interest	39,340	—	39,340
Difference Between Expected & Actual Experience	(4,694)	—	(4,694)
Contributions - Employer	—	10,404	(10,404)
Contributions - Employee	—	5,698	(5,698)
Net Investment Income	—	101,948	(101,948)
Benefit Payments	(37,933)	(37,933)	—
Administrative Expenses	(596)	(596)	—
Changes in Assumptions	—	—	—
Changes in Benefit Terms	—	—	—
Other	—	—	—
Member Buybacks	—	—	—
Net Changes	9,435	79,521	(70,086)
Balance 12/31/2019	\$ 557,669	\$ 590,855	\$ (33,186)
<b>NON-REP PLAN</b>			
Balance at 12/31/2018	\$ 494,438	\$ 379,414	\$ 115,024
Service Cost	4,471		4,471
Interest	28,832	—	28,832
Difference Between Expected & Actual Experience	2,785	—	2,785
Contributions - Employer	—	19,493	(19,493)
Contributions - Employee	—	2,250	(2,250)
Net Investment Income	—	68,425	(68,425)
Benefit Payments	(37,291)	(37,291)	—
Administrative Expenses	—	(361)	361
Changes in Assumptions	36,094	—	36,094
Changes in Benefit Terms	—	—	—
Other	—	1	(1)
Member Buybacks	—	29	(29)
Net Changes	34,891	52,546	(17,655)
Balance 12/31/2019	\$ 529,329	\$ 431,960	\$ 97,369

**METROPOLITAN ATLANTA RAPID TRANSIT AUTHORITY**  
**Notes to the Financial Statements**  
**June 30, 2020**  
(Dollars in Thousands)

**12. PENSION PLANS** (continued)

***Pension Expense, Deferred Outflows of Resources and Deferred Inflows of Resources Related to Pension -***

For the year ended June 30, 2020, MARTA recognized pension expense of \$46,372.

At June 30, 2020, MARTA reported deferred outflows of resources and deferred inflows of resources related to pension from the following sources:

	<b>Deferred Outflows of Resources</b>		
	<b>Union Plan</b>	<b>Non-Rep Plan</b>	<b>Combined</b>
Net difference between projected and actual earnings on investments	\$ —	\$ —	\$ —
Changes in benefits terms	—	—	—
Difference between expected and actual experience	586	3,962	4,548
Changes of assumptions	3,062	22,025	25,087
Contribution made subsequent to the measurement date	6,781	7,267	14,048
<b>Total</b>	<b>\$ 10,429</b>	<b>\$ 33,254</b>	<b>\$ 43,683</b>

	<b>Deferred Inflows of Resources</b>		
	<b>Union Plan</b>	<b>Non-Rep Plan</b>	<b>Combined</b>
Net difference between projected and actual earnings on investments	\$ (26,505)	\$ (24,000)	\$ (50,505)
Changes in benefits terms	—	—	—
Difference between expected and actual experience	(8,592)	—	(8,592)
Changes of assumptions	—	—	—
<b>Total</b>	<b>\$ (35,097)</b>	<b>\$ (24,000)</b>	<b>\$ (59,097)</b>

**METROPOLITAN ATLANTA RAPID TRANSIT AUTHORITY**  
**Notes to the Financial Statements**  
**June 30, 2020**  
(Dollars in Thousands)

**12. PENSION PLANS (continued)**

Deferred outflows of resources of \$14,048 related to pensions resulting from contributions made subsequent to the December 31, 2019 measurement date will be recognized as a reduction of the net pension liability in the subsequent future reporting period. Other amounts reported as collective deferred outflows and deferred inflows of resources to be recognized in pension expense as follows:

<u>Year Ending June 30</u>	<u>Deferred Outflows (Inflows) of Resources</u>		
	<u>Union Plan</u>	<u>Non-Rep Plan</u>	<u>Combined</u>
2021	\$ (8,911)	\$ 16,223	\$ 7,312
2022	(8,474)	(5,092)	(13,566)
2023	(928)	152	(776)
2024	(13,136)	(9,296)	(22,432)
Total	<u>\$ (31,449)</u>	<u>\$ 1,987</u>	<u>\$ (29,462)</u>

**DEFINED CONTRIBUTION PENSION PLAN**

**Plan Description** - MARTA maintains one defined contribution pension plan, the MARTA Non-Represented Defined Contribution Plan and Trust (the "DC Plan"). The DC Plan provides pension for all full-time non-represented employees of MARTA who were hired on or after January 1, 2005, Transit Police hired on or after January 1, 2015, and to those members of the Non-Rep Plan who elected to transfer to this plan. Covered employees were eligible to participate on the first date of employment. The plan provisions and contributions requirements are established and may be amended by the pension retirement committee after approval by resolution of the MARTA Board of Directors. The plan is administered by a pension retirement committee and Nationwide is the trustee. The DC Plan does not issue stand-alone financial statements.

**Benefits Provided** - The MARTA DC Plan was established to provide retirement, disability, and death/survivor benefits. Normal retirement under the DC Plan occurs when a participant reaches the age of 65. If the participant terminated on or after his normal retirement date, he will receive 100% of the account. If the participant terminated before his normal retirement date, he shall be entitled to receive the vested percentage of the account based on years of service. Notwithstanding the retirement rules above, the participant's employer contribution account shall become 100% vested and not subject to forfeiture upon the occurrence of any of the following events: when an employee reaches normal retirement age, death, or becomes disabled.

**Contributions** - For the year ending June 30, 2020, MARTA contributed \$4,282 and plan participants contributed \$4,240 to the DC Plan.

**METROPOLITAN ATLANTA RAPID TRANSIT AUTHORITY**  
**Notes to the Financial Statements**  
**June 30, 2020**  
(Dollars in Thousands)

**13. EMPLOYEE BENEFITS**

**DEFERRED COMPENSATION PLAN**

MARTA has adopted a deferred compensation plan in accordance with Section 457 of the Internal Revenue Code (the "457 Plan").

The 457 Plan allows any employee to voluntarily defer receipt of up to 25% of gross compensation, not to exceed \$19.5 per year or if age 50 and over, not to exceed \$26 per year. All administration costs of the 457 Plan are deducted from the participant's account. The deferred amounts may be distributed to the employee upon retirement or other termination of employment, disability, death, or financial hardship (as defined). The 457 Plan's assets are held and administered by insurance providers. MARTA has no fiduciary relationship with the trust. Accordingly, the 457 Plan assets are not included in MARTA's Statement of Net Position.

**OTHER POST EMPLOYMENT BENEFITS (OPEB)**

**Plan Description** - In addition to providing pension benefits, MARTA provides certain health care benefits for retiree who meet retirement requirements, provide an employee share of premiums for health coverage and retired under one of the defined benefits pension plans. The union retiree benefits are collectively bargained. The Non-Represented retiree benefits are not contractually guaranteed. The MARTA OPEB Trust Plan (OPEB Trust or OPEB Plan) is a single-employer plan. The plan is administered by the OPEB Committee. The four MARTA positions that are members of the OPEB Committee are: Chief Financial Officer, Assistant General Manager of Human Resources, Chief Counsel and Controller. There is not a separate GAAP-based audited set of financial statements for the OPEB Plan.

Healthcare benefits are available to normal, early or disability retirees from retirement up to age 65. Spouses are eligible for coverage only while the participant is covered. Eligibility requirements for healthcare coverage for Union participants retiring with a reduced pension is 75 points. Healthcare coverage for Non-Represented participants, including Police Officers, is only available for those hired prior to July 1, 2004, and they must have a least 10 years of service upon retirement.

The fiduciary net position of the OPEB plan is reflected in the measurement of the plan's net OPEB liability, deferred outflows, deferred inflows and OPEB expense. The OPEB Plan actuarial valuation date is June 30, 2019 and the measurement date is June 30, 2019.

**Benefits Provided** – OPEB benefits include medical, vision, dental and pharmaceutical coverage along with basic life and critical illness insurances, retiree transit pass and long-term disability benefits for Non-Represented retiree.

Life insurance and retiree transit pass benefits continue for life. Retirees may select from several health plans and pay a portion of the cost of benefits. Critical Illness benefits are provided based on type of health plan.

**METROPOLITAN ATLANTA RAPID TRANSIT AUTHORITY**  
**Notes to the Financial Statements**  
**June 30, 2020**  
(Dollars in Thousands)

**13. EMPLOYEE BENEFITS (continued)**

**Plan Membership** - Below are the total employees and retirees covered under the OPEB Plan for the actuarial plan year ended June 30, 2019:

	<u>Union</u>		<u>Non-Rep</u>		<u>Combined</u>	
	<u>Healthcare</u>	<u>Life Insurance</u>	<u>Healthcare</u>	<u>Life Insurance</u>	<u>Healthcare</u>	<u>Life Insurance</u>
Inactive Plan Members or Beneficiaries	319	1,982	220	1,232	539	3,214
Active Plan Members	2,298	2,386	382	541	2,680	2,927
	<u>2,617</u>	<u>4,368</u>	<u>602</u>	<u>1,773</u>	<u>3,219</u>	<u>6,141</u>

**Contributions** – The normal annual costs of the plan are funded by employer and retiree contributions that are pay as you go. MARTA maintains a trust for future OPEB funding above the pay as you go. However, no benefits have been paid from the OPEB Trust. MARTA contributed \$18.0 million to the OPEB Trust for the fiscal year ending June 30, 2020.

**Net OPEB Liability** - The net OPEB liability was measured as of June 30, 2019, for the OPEB Plan. The total OPEB liability used to calculate the net OPEB liability was determined by an actuarial valuation as of June 30, 2019. At June 30, 2019, MARTA reported a net OPEB liability of \$111,747.

**Discount Rate** - The discount rate used to measure the Total OPEB Liability for the Plan Year ending June 30, 2019, is 7.0%. This rate is based on the long-term expected yield rate on current and expected future assets. A separate cash flow projection, if employer contributions will continue at the current rates, shows the OPEB Plan's projected Fiduciary Net Position being greater than the benefit payments projected for each future period assuming this pattern continues. Therefore, the long-term expected rate of return on Plan Investments was applied to all periods of projected benefit payments to determine the Total OPEB Liability.

**Actuarial Assumptions** - Actuarial valuations involve estimates of the value of reported amounts and assumptions about the probability of events far into the future. Actuarial calculations consider a long-term perspective. Calculations reflect the substantive plan in effect as of year ending June 30, 2019, and the current sharing pattern of costs between employer and employee. As results are compared to past expectations and new estimates are made about the future, actuarial determinations better reflect current and future conditions.

**METROPOLITAN ATLANTA RAPID TRANSIT AUTHORITY**  
**Notes to the Financial Statements**  
**June 30, 2020**  
(Dollars in Thousands)

**13. EMPLOYEE BENEFITS (continued)**

**Changes in Assumptions and Benefit Terms Since the Prior Measurement Date** - The discount rate stayed at 7.0%, but the health care trend rate starting point decreased from 7.75% to 7.50% and the inflation rate increased from 2.25% to 2.50%.

The following assumptions are for the OPEB plan and were based on the results of an actuarial experience study for the period ending June 30, 2019.

Discount Rate:	7.0%			
Investment Rate of Return:	7.0%			
Inflation Rate:	2.50%			
Healthcare Cost Trend:	7.50% for 2019-20 PY, increases to 8.50% for PY 2021-22 and eventually decreases to an ultimate rate of 5.0% by PY 2031-32			
Election on Health Care Coverage	100% of eligible active employees will elect coverage and 10% of eligible retirees who previously opted out will elect coverage			
Dependents Coverage	Non-spouse dependent coverage was not assumed			
New Entrant Assumption	An open group projection has been employed for developing expected liabilities and benefit payouts			
Age of Participants with Unrecorded Dates of Birth	Average age of Participants with recorded dates of birth and the same vested status			
Healthcare Trend Rates	<u>Year</u>	<u>Trend</u>	<u>Year</u>	<u>Trend</u>
	2019-20	7.50%	2026-27	6.25%
	2020-21	7.25%	2027-28	6.00%
	2021-22	8.50%	2028-29	5.75%
	2022-23	7.25%	2029-30	5.50%
	2023-24	7.00%	2030-31	5.25%
	2024-25	6.75%	2031 and after	5.00%
	2025-26	6.50%		
Health Care Age Based Cost Adjustment	<u>Age</u>		<u>Claims Graduation</u>	
	Less than 55		3.3%	
	55 - 59		3.6%	
	60 - 64		4.2%	
Long Term Disability	75% of qualifying participants will be permanently disable and 25% will experience 4 years of disability.			
Retiree Transit Pass Election Rate	40% of retirees will apply for the Retiree Pass			
Retiree Transit Pass Usage	3 rides per month with 80% usage			

**METROPOLITAN ATLANTA RAPID TRANSIT AUTHORITY**  
**Notes to the Financial Statements**  
**June 30, 2020**  
(Dollars in Thousands)

**13. EMPLOYEE BENEFITS (continued)**

**UNION PLAN**

Mortality Rates

RP-2014 Blue Collar Mortality Table with fully generational projection using 1/2 of Scale MP-2016 set forward by 1 year

Pre- and Post-Retirement:

RP-2014 Disabled Mortality Table with fully generational projection using 1/2 of Scale MP-2016

Post-Disablement:

Salary Scale:

4.5% compounded annually

Withdrawal Rates - Sample Rates as Shown

<u>Age</u>	<u>Service</u>		
	<u>&lt; 2 Years</u>	<u>2 - 4 Years</u>	<u>4 + Years</u>
20	16.19%	10.86%	0.00%
30	16.75%	10.39%	6.42%
40	14.32%	7.92%	4.60%
50	14.04%	6.81%	4.07%
60	12.27%	6.00%	1.62%

Retirement Ages - Rates as shown

<u>Age</u>	<u>Rate</u>
52-54	4%
55-59	6%
60	10%
61-64	20%
65	100%

Healthcare Claims Cost

<u>Age</u>	<u>Cost</u>
50	\$958
55	\$1,127
60	\$1,353
64	\$1,595



**METROPOLITAN ATLANTA RAPID TRANSIT AUTHORITY**  
**Notes to the Financial Statements**  
**June 30, 2020**  
(Dollars in Thousands)

**13. EMPLOYEE BENEFITS (continued)**

**NON-REPRESENTED PLAN**

Mortality Rates

Pre- and Post-Retirement: RP-2014 Employee and Healthy Annuitant Mortality Tables, separate by sex, Projection Scale MP-2016 from 2007, Fully Generational

Post-Disablement: RP-2014 Disabled Annuitant Mortality Tables, separate by sex, Projection Scale MP-2016 from 2007, Fully Generational

Salary Scale: 3.5% compounded annually for Police, 3.0% for all others

Withdrawal Ages - Sample Rates as Shown

<u>Age</u>	<u>Non-Police</u>	<u>Transit Police</u>	
		<u>Under 5 YOS</u>	<u>5 YOS or more</u>
30	9.26%	16.7%	7.4%
35	6.14%	11.1%	4.9%
40	3.38%	7.9%	2.7%
45	2.63%	6.1%	2.1%

<u>Retirement Ages - Rates as Shown</u>	<u>Rate</u>	
	<u>Age</u>	<u>Non-Police</u> <u>Police</u>
	40-49	5%
	50	10%   30%
	51-54	10%   20%
	55	12%   50%
	56-61	20%   20%
	62	60%   100%
	63-64	30%
	65	40%
	66	100%

<u>Healthcare Claims Cost (Monthly)</u>	<u>Age</u>	<u>Cost</u>
	50	\$948
	55	\$1,115
	60	\$1,338
	64	\$1,577

**METROPOLITAN ATLANTA RAPID TRANSIT AUTHORITY**  
**Notes to the Financial Statements**  
**June 30, 2020**  
(Dollars in Thousands)

**13. EMPLOYEE BENEFITS (continued)**

**Sensitivity of Net OPEB Liability to Changes in the Discount Rate** - The following presents the net OPEB liability of the plan, calculated using the discount rate of 7.0%, as well as what the individual plans' net OPEB liability would be if it were calculated using a discount rate that is one percentage point lower or one percentage point higher than the current rate:

	<b>1% Decrease</b>	<b>Current Discount Rate</b>	<b>1% Increase</b>
	<b>6.0%</b>	<b>7.0%</b>	<b>8.0%</b>
Total OPEB Liability (TOL)	\$ 208,556	\$ 194,803	\$ 182,352
Plan Fiduciary Net Position	83,056	83,056	83,056
Plan Net OPEB Liability	<u>\$ 125,500</u>	<u>\$ 111,747</u>	<u>\$ 99,296</u>
Plan Fiduciary Net Position as a Percentage of the TOL	39.8%	42.6%	45.5%

**Sensitivity of Net OPEB Liability to Changes in the Health Cost Trend Rates** - The following presents the net OPEB liability of the plan, calculated using the healthcare cost trend is one percentage point lower or one percentage point higher than the current rate:

	<b>1% Decrease</b>	<b>Current Healthcare Cost Trend Rates</b>	<b>1% Increase</b>
	<b>6.5%</b>	<b>7.5%</b>	<b>8.5%</b>
	<b>decreasing to 4.0%</b>	<b>decreasing to 5.0%</b>	<b>decreasing to 6.0%</b>
Total OPEB Liability (TOL)	\$ 182,753	\$ 194,803	\$ 208,298
Plan Fiduciary Net Position	83,056	83,056	83,056
Plan Net OPEB Liability	<u>\$ 99,697</u>	<u>\$ 111,747</u>	<u>\$ 125,242</u>
Plan Fiduciary Net Position as a Percentage of the TOL	45.4%	42.6%	39.9%

**METROPOLITAN ATLANTA RAPID TRANSIT AUTHORITY**  
**Notes to the Financial Statements**  
**June 30, 2020**  
(Dollars in Thousands)

**13. EMPLOYEE BENEFITS (continued)**

**Long-Term Expected Rate of Return** – The building-block method determines the long-term expected rate of return on OPEB plan investments. The method weights best estimate of expected future real rates of return for each major asset class. Multiplying the weights by the target asset allocation percentage and adding expected inflation produces the long-term expected rate of return. The discount rate used to measure the total OPEB liability was 7.0%. Best estimates of arithmetic real rates of return for each major asset class included in the plans' target asset allocation as of June 30, 2019, are:

<b>Asset Class</b>	<b>Target Allocation Percentage</b>	<b>Long-term Expected Real Rate of Return</b>
Domestic Equity		
Large Cap	30%	5.40%
Small/Mid Cap	10%	5.60%
International Equity	30%	5.10%
Domestic Fixed income	30%	1.00%
	<u>100%</u>	

**METROPOLITAN ATLANTA RAPID TRANSIT AUTHORITY**  
**Notes to the Financial Statements**  
**June 30, 2020**  
(Dollars in Thousands)

**13. EMPLOYEE BENEFITS (continued)**

***Changes in Net OPEB Liability***

	Total OPEB Liability	Plan Fiduciary Net Position	Net OPEB Liability
	(a)	(b)	(a) - (b)
<b>Balances at June 30, 2018</b>	<b>\$ 198,741</b>	<b>\$ 75,953</b>	<b>\$ 122,788</b>
<b>Changes for the year:</b>			
Service Cost	6,915	—	6,915
Interest on TOL, Service Cost and Benefit Payments	14,396	—	14,396
Difference between Expected and Actual Experience	(19,310)	—	(19,310)
Employer Contributions	—	18,009	(18,009)
Active Employee Contributions *	—	—	—
Net Investment Income	—	4,103	(4,103)
Benefit Payments	(15,009)	(15,009)	—
Administrative Expenses	—	—	—
Changes in Actuarial Assumptions	—	—	—
Changes in Plan Benefits	5,114	—	5,114
Change in Plan Assumption	3,956	—	3,956
Other Changes	—	—	—
<b>Net Changes</b>	<b>(3,938)</b>	<b>7,103</b>	<b>(11,041)</b>
<b>Balances at June 30, 2019</b>	<b>\$ 194,803</b>	<b>\$ 83,056</b>	<b>\$ 111,747</b>

\*Active employees do not contribute to the OPEB plan.

**METROPOLITAN ATLANTA RAPID TRANSIT AUTHORITY**  
**Notes to the Financial Statements**  
**June 30, 2020**  
(Dollars in Thousands)

**13. EMPLOYEE BENEFITS (continued)**

***OPEB Expense, Deferred Outflows of Resources and Deferred Inflows of Resources Related to OPEB –***

For the year ended June 30, 2019, MARTA recognized OPEB expense of \$11,514.

At June 30, 2020, MARTA reported deferred outflows of resources and deferred inflows of resources related to OPEB from the following sources:

	<b>Deferred Outflows of Resources</b>	<b>Deferred Inflows of Resources</b>
<b>Balance of Deferred Outflows and Inflows Due to:</b>		
Difference between expected and actual experience	\$ —	\$ (16,951)
Net difference between projected and actual earnings on investments	971	(1,512)
Changes of assumptions	3,005	(4,482)
Employer contribution subsequent to the measure date	18,035	—
Total	<b>\$ 22,011</b>	<b>\$ (22,945)</b>

Deferred outflows of resources of \$18,035 related to OPEB resulting from contributions made subsequent to the measurement date will be recognized as a reduction of the net OPEB liability in the subsequent future reporting period. Other amounts reported as collective deferred outflows and deferred inflows of resources to be recognized in OPEB expense as follows:

<b>Year Ending June 30:</b>	<b>Deferred Outflows (Inflows) of Resources</b>
2021	\$ (9,594)
2022	(5,458)
2023	(3,567)
2024	(350)
Total	<b>\$ (18,969)</b>

***Changes in Assumptions and Benefit Terms Since the Measurement Date*** – There were no changes in assumptions or benefit terms between the measurement date and June 30, 2020.

**METROPOLITAN ATLANTA RAPID TRANSIT AUTHORITY**  
**Notes to the Financial Statements**  
**June 30, 2020**  
(Dollars in Thousands)

**13. EMPLOYEE BENEFITS (continued)**

Detailed information about the OPEB Plan fiduciary net position is listed below:

Investments	Valuation Measurement Method	2019
US Equities	Fair Value - Level 1	\$ 34,170
International Equities	Fair Value - Level 1	22,426
Domestic Bonds	Fair Value - Level 2	26,493
Short-Term Investments	Fair Value - Level 1	—
Total Assets		83,089
Liabilities		33
Net Asset Available for Benefits		\$ 83,056

**Annual Money-Weighted Rate of Return** 5.40%

**Concentration of Credit Risk** - The risk of loss that may be attributed to the magnitude of a government's investment in a single issuer. The OPEB Plan Investment Policy establishes a long-term strategic asset allocation that mitigates overall expected portfolio risk (volatility) and maximizes expected return. The plan does not limit the percentage of involvement in any single issuer.

**Custodial Credit Risk** - For an investment, custodial credit risk is the risk that, in the event of the failure of the counterparty, the OPEB Plan will not be able to recover deposits or will not be able to recover collateral securities that are in the possession of an outside party. Of the OPEB Plan's investments at June 30, 2019, all the securities are held by a trustee and are in the name of the OPEB Plan.

**Foreign Currency Risk** - The risk that changes in exchange rates will adversely impact the fair value of an investment. The OPEB Plan holds \$22,426 of investments that are exposed to this risk.

**Interest Rate Risk** - Is the risk that changes in interest rates will adversely affect the fair value of an investment. OPEB Trust adopted a long-term investment horizon such that the chances and duration of investment losses are carefully weighed against the long-term potential for appreciation of assets. The plan currently maintains the interest rate risk and consistent with its long-term investment horizon.

**Credit Risk** - Investments are subject to credit risk, which is the chance that an issuer will fail to pay principal or interest in a timely manner, or that negative perceptions of the issuer's ability to make these payments will cause price to decline. The tables above summarize the fair value of investments that are included in the restricted and unrestricted cash and investments and the related credit ratings. OPEB Plan maintains policies to manage credit risks, which include requiring minimum credit ratings issued by nationally recognized statistical rating organizations and maintaining diversified investments using target asset allocation ranges encompassing a long-term perspective.

**METROPOLITAN ATLANTA RAPID TRANSIT AUTHORITY**  
**Notes to the Financial Statements**  
**June 30, 2020**  
(Dollars in Thousands)

**14. RISK MANAGEMENT**

MARTA is exposed to various risks of loss related to torts, theft of, damage to, or destruction of assets; errors or omissions; injuries to employees; or acts of God. MARTA is self-insured for workers' compensation risks and public liability and property damage claims up to \$5,000 per occurrence. MARTA carries liability insurance for amounts exceeding the self-insured limits. For property and casualty insurance, the coverage over the self-insured retention is \$5,000 to \$150,000.

There have been no significant reductions in insurance coverage during the year ended June 30, 2020 and the amount of claims settlements did not exceed insurance coverage in any of the past three years.

The changes in the liabilities for self-insurance for the year ended June 30, 2020 were as follows:

	<b>Workers' Compensation</b>	<b>Public Liability and Property</b>	<b>Total</b>
Balance, June 30, 2018	\$ 30,039	\$ 25,649	\$ 55,688
Incurred claims, net of any changes in estimates	9,175	15,242	24,417
Payments	(8,567)	(9,915)	\$ (18,482)
Balance, June 30, 2019	\$ 30,647	\$ 30,976	\$ 61,623
Incurred claims, net of any changes in estimates	6,204	10,034	16,238
Payments	(8,382)	(10,243)	(18,625)
Balance, June 30, 2020	<u>\$ 28,469</u>	<u>\$ 30,767</u>	<u>\$ 59,236</u>
Due within one year	<u>\$ 9,543</u>	<u>\$ 9,825</u>	<u>\$ 19,368</u>

Liabilities are reported when it is probable that a loss has occurred, and the amount of the loss can be reasonably estimated. Liabilities include an amount for claims that have been incurred but not reported and incremental claims adjustment expenses.

Claim liabilities are calculated considering the effects of inflation, recent claim settlement trends including frequency and number of payouts, and other economic and social factors.

MARTA also provides employee health insurance which includes medical, vision, pharmacy drugs, dental, critical illness, and life insurance. All the medical plans have both specific and aggregate stop loss insurance coverage.

**METROPOLITAN ATLANTA RAPID TRANSIT AUTHORITY**  
**Notes to the Financial Statements**  
**June 30, 2020**  
(Dollars in Thousands)

**15. COMMITMENTS AND CONTINGENCIES**

**Commitments** - MARTA's long-range plan provides for the planning, construction, financing, and operation of a rapid transit system in multiple phases, consisting of approximately 60 miles of double track and 45 stations, of which 47.6 miles and 38 stations were in service June 30, 2020. At June 30, 2020, MARTA was committed to future capital expenditures for various other projects.

The FTA has provided most of the funds required to construct Phase A (13.7 miles) and Phase B (9.7 miles) of the system with four grants totaling approximately \$1,232,400 in federal funds. Additionally, FTA has provided \$290,318 in federal funds for Phase C (10.6 miles), \$133,400 for Phase D (10.3 miles), and \$370,189 for Phase E (3.0 miles). The remaining costs of the system has been financed through sales and use tax revenues, Sales Tax Revenue Bonds, and investment income.

FTA has also authorized other grant funds for the construction of a bus rapid transit (BRT) system, bus transit facilities, railcars, buses, replacement and rehabilitation of transit operating equipment, development work for construction support techniques, upgrading the fire protection system, renovation of the track system, and other purposes not directly related to the rail construction program.

MARTA plans to fund its committed projects through the unencumbered capital portion of its sales tax, future new bond proceeds, issuance of short-term variable rate debt, and federal and state capital grants.

Federal funding may vary per awarding agency and award type. However, most current grant awards are shared with 80% federal funding and a 20% local match.

MARTA also has lease and interest revenue and capital reserves available to supplement its needs.

**Contingencies** - MARTA is a defendant in several lawsuits relating to alleged personal injuries and alleged damages to property and business as a result of its operations. Claims have also been filed with MARTA that relate to disputes between MARTA and various contractors under contracts that MARTA had entered prior to FY2020. Claims that are measurable and probable have been reflected in the financial statements.

In addition, FTA periodically audits costs relating to the federal grants. Any costs that are ultimately determined to be non-allowable under the provisions of a federal capital grant will require funding from local funds. The outcome of the above matters is not presently determinable; however, management believes the ultimate resolution of these matters will not materially affect the financial statements of MARTA.

**Business Disruption** - In March 2020, the World Health Organization declared the coronavirus (COVID-19) outbreak to be a global pandemic. COVID-19 has impacted economic activity and financial markets globally and locally and has resulted in a decrease in passenger fare and sales tax revenue and an increase in operating expenses. The continued spread of the disease represents a significant risk that operations could be disrupted in the near future. However, MARTA received Federal CARES Act funding and created health and safety guidelines to help mitigate the impact of the disruption in operations for the year ended June 30, 2020 and the subsequent fiscal year.

The extent to which COVID-19 impacts MARTA will depend on future developments, which are still highly uncertain and cannot be predicted. As a result, MARTA has not yet determined the impact this disruption may have on its financial statements for the year ending June 30, 2021.



**METROPOLITAN ATLANTA RAPID TRANSIT AUTHORITY**  
**Notes to the Financial Statements**  
**June 30, 2020**  
(Dollars in Thousands)

**16. POLLUTION REMEDIATION OBLIGATION**

GASB Statement No.49, Accounting and Financial Reporting for Pollution Remediation Obligations, details the circumstances under which the estimated liability for remediation of the detrimental effects of existing pollution should be recorded in the financial statements.

MARTA has three active bus facilities and a closed maintenance facility at which underground fuel storage tanks have released fuel at various times in prior years. MARTA has for a number of years, and continues to use various methods to remediate the effects of these releases.

In prior years, MARTA was named as a potentially responsible party (PRP) for the cleanup of the Crimes Landfill located in Gwinnett County, Georgia. However, during fiscal year 2013, MARTA paid \$240.3 to the Crimes Landfill Trust in return for release of any and all liabilities in regard to the site.

MARTA estimates that \$3,299 is its obligation to remediate the sites at the bus and maintenance facilities at June 30, 2020 which is included in current liabilities on the Statement of Net Position.

**17. SUBSEQUENT EVENTS**

MARTA has natural gas and diesel fuel hedge contracts in place to fully hedge fuel for the fiscal year 2021 budget period. In addition, MARTA has diesel fuel contracts in place to hedge a portion of its diesel fuel price risk for the fiscal year 2022 budget period. MARTA may execute additional fuel hedge contracts to complete fuel hedging for the fiscal year 2022. Fuel Swap transactions will be determined through a bid process conducted at points in fiscal year as dictated by market conditions. The purchases and settlements will be executed and settled by the Cash Management Branch. These contracts will be executed to hedge fiscal years 2022 and 2023 at levels not to exceed 80% of the forecast usage for any year.

MARTA executed a fixed rate, taxable bond refunding \$270.1M par transaction, Bond Series 2020B, to refund the remaining 2012A Bond Series. The sale was conducted through a competitive bid process, approved by the MARTA Board of Directors on September 10, 2020 and closed on September 24, 2020. The bonds mature over a 20-year period. Six bids were received and the winning bid had a True Interest Cost (TIC) rate of 2.45%.

**METROPOLITAN ATLANTA RAPID TRANSIT AUTHORITY**  
**Required Supplementary Information**  
**Schedule of Changes in the Net Pension Liability and Related Ratios**  
**Year Ended June 30, 2020**  
(Dollars in Thousands)

<u>UNION</u>	<b>2019</b>	<b>2018</b>	<b>2017</b>	<b>2016</b>	<b>2015</b>
<b>Total Pension Liability:</b>					
Service Cost	\$13,318	\$13,036	\$12,199	\$11,677	\$11,476
Interest	39,340	38,706	37,614	38,448	35,684
Change in Benefit Terms	—	—	—	(1,180)	323
Difference between Expected and Actual Experience	(4,694)	(10,361)	2,670	(4,055)	(1,763)
Change in Assumptions	—	5,899	1,051	—	29,188
Benefit Payments	(37,933)	(38,499)	(38,807)	(38,031)	(36,727)
Administrative Expense	(596)	(589)	(705)	(928)	(851)
Net Change in Total Pension Liability	\$ 9,435	\$ 8,192	\$14,022	\$ 5,931	\$37,330
<b>Total Pension Liability</b>					
Beginning of the Year	548,234	540,042	526,020	520,089	482,759
Net Increase (Decrease)	9,435	8,192	14,022	5,931	37,330
<b>Total Pension Liability End of the Year</b>	<b>\$557,669</b>	<b>\$548,234</b>	<b>\$540,042</b>	<b>\$526,020</b>	<b>\$520,089</b>
<b>Plan Fiduciary Net Position:</b>					
Employee Contributions	\$ 5,698	\$ 5,137	\$ 4,947	\$ 4,828	\$ 4,719
Employer Contributions	10,404	9,129	9,041	8,807	8,630
Members Buybacks	—	—	—	—	—
Net Investment Income	101,948	(26,423)	68,793	41,493	(7,547)
Benefits Payments	(37,933)	(38,499)	(38,807)	(38,031)	(36,727)
Administrative Expense	(596)	(588)	(705)	(928)	(851)
Other	—	—	—	—	—
Net Change in Plan Fiduciary Net Position	\$79,521	\$(51,244)	\$43,269	\$16,169	\$(31,776)
<b>Total Fiduciary Net Position</b>					
Beginning of the Year	511,334	562,578	519,309	503,140	535,836
Net Increase (Decrease)	79,521	(51,244)	43,269	16,169	(32,696)
<b>Total Plan Fiduciary Net Position End of the Year</b>	<b>\$590,855</b>	<b>\$511,334</b>	<b>\$562,578</b>	<b>\$519,309</b>	<b>\$503,140</b>
<b>Plan's Net Position Liability (NPL)</b>	<b>\$(33,186)</b>	<b>\$36,900</b>	<b>\$(22,536)</b>	<b>\$ 6,711</b>	<b>\$16,949</b>
<b>Plan Fiduciary Net Position as % of TPL</b>	<b>106.0%</b>	<b>93.3%</b>	<b>104.2%</b>	<b>98.7%</b>	<b>96.7%</b>
<b>Covered Payroll</b>	128,600	112,843	111,751	108,865	106,678
<b>Plan's NPL as % of Covered Payroll</b>	-25.8%	32.7%	-20.2%	6.2%	15.9%

\* The years in the column headers represent the measurement period ending December 31.

**METROPOLITAN ATLANTA RAPID TRANSIT AUTHORITY**  
**Required Supplementary Information**  
**Schedule of Changes in the Net Pension Liability and Related Ratios**  
**Year Ended June 30, 2020**  
(Dollars in Thousands)

<b>UNION</b>					
<b>Total Pension Liability:</b>	<b>2014</b>	<b>2013</b>	<b>2012</b>	<b>2011</b>	<b>2010</b>
Service Cost	\$ 11,099	\$ 11,004	\$ 9,870	\$ 10,114	\$ 12,239
Interest	35,109	34,672	34,932	34,847	34,119
Difference between Expected and Actual Experience	(2,287)	(5,092)	(17,095)	2,283	(5,486)
Change in Assumptions	—	—	—	(16,182)	—
Benefit Payments	(35,123)	(33,491)	(30,075)	(28,207)	(28,739)
Administrative Expense	(588)	(553)	(549)	(583)	(541)
Net Change in Total Pension	\$ 8,210	\$ 6,540	\$ (2,917)	\$ 2,272	\$ 11,592
<b>Total Pension Liability</b>					
Beginning of the Year	474,549	468,009	470,926	468,654	457,062
Net Increase (Decrease)	8,210	6,540	(2,917)	2,272	11,592
<b>Total Pension Liability End of the Year</b>	<b>\$482,759</b>	<b>\$474,549</b>	<b>\$468,009</b>	<b>\$470,926</b>	<b>\$468,654</b>
<b>Plan Fiduciary Net Position:</b>					
Employee Contributions	\$ 4,392	\$ 4,812	\$ 4,521	\$ 3,671	\$ 2,669
Employer Contributions	8,077	8,839	6,218	6,941	11,360
Net Investment Income	31,954	84,100	47,576	456	55,248
Benefits Payments	(35,123)	(33,491)	(30,075)	(28,207)	(28,739)
Administrative Expense	(588)	(553)	(549)	(583)	(541)
Net Change in Plan Fiduciary	\$ 8,712	\$ 63,707	\$ 27,691	\$ (17,722)	\$ 39,997
<b>Total Fiduciary Net Position</b>					
Beginning of the Year	526,203	462,497	434,806	452,528	412,531
Net Increase (Decrease)	8,713	63,706	27,691	(17,722)	39,996
<b>Total Plan Fiduciary Net Position End of the Year</b>	<b>\$534,916</b>	<b>\$526,203</b>	<b>\$462,497</b>	<b>\$434,806</b>	<b>\$452,527</b>
<b>Plan's Net Position Liability</b>	<b>\$ (52,157)</b>	<b>\$ (51,654)</b>	<b>\$ 5,512</b>	<b>\$ 36,120</b>	<b>\$ 16,126</b>
<b>Plan Fiduciary Net Position as % of TPL</b>	<b>110.8 %</b>	<b>110.9 %</b>	<b>98.8 %</b>	<b>92.3 %</b>	<b>96.6 %</b>
<b>Covered Payroll</b>	<b>99,587</b>	<b>109,119</b>	<b>105,030</b>	<b>108,930</b>	<b>116,744</b>
<b>Plan's NPL as % of Covered</b>	<b>-52.4%</b>	<b>-47.3%</b>	<b>5.2%</b>	<b>33.2%</b>	<b>13.8%</b>

\* The years in the column headers represent the measurement period ending December 31.

\*\* This is a 10-year schedule information. Information for additional years will be displayed as it becomes available.

**METROPOLITAN ATLANTA RAPID TRANSIT AUTHORITY**  
**Required Supplementary Information**  
**Schedule of Changes in the Net Pension Liability and Related Ratios**  
**Year Ended June 30, 2020**  
(Dollars in Thousands)

<b>NON-REP</b>					
<b>Total Pension Liability:</b>	<b>2019</b>	<b>2018</b>	<b>2017</b>	<b>2016</b>	<b>2015</b>
Service Cost	\$ 4,471	\$ 5,136	\$ 4,747	\$ 5,656	\$ 6,051
Interest	28,832	29,002	30,292	32,430	31,569
Change in Benefit Terms	—	1,000	2,800	(37,000)	—
Experience	2,785	(118)	4,409	1,987	9,181
Change in Assumptions	36,094	—	26,064	15,000	—
Benefit Payments	(37,291)	(37,643)	(36,647)	(33,470)	(34,383)
Administrative Expense	—	—	—	—	—
<b>Net Change in Total Pension Liability</b>	<b>\$34,891</b>	<b>\$(2,623)</b>	<b>\$31,665</b>	<b>\$(15,397)</b>	<b>\$12,418</b>
<b>Total Pension Liability</b>					
Beginning of the Year	494,438	497,061	465,396	480,793	468,375
Net Increase (Decrease)	34,891	(2,622)	31,665	(15,397)	12,418
<b>Total Pension Liability End of the Year</b>	<b>\$529,329</b>	<b>\$494,439</b>	<b>\$497,061</b>	<b>\$465,396</b>	<b>\$480,793</b>
<b>Plan Fiduciary Net Position:</b>					
Employee Contributions	\$ 2,250	\$ 2,424	\$ 2,533	\$ 2,626	\$ 2,818
Employer Contributions	19,493	19,434	13,540	26,339	20,114
Members Buybacks	29	20	48	55	82
Net Investment Income	68,425	(22,247)	63,383	22,568	(2,994)
Benefits Payments	(37,291)	(37,643)	(36,647)	(33,470)	(34,383)
Administrative Expense	(361)	(263)	(275)	(231)	(245)
Other	1	9	1	133	9
<b>Net Change in Plan Fiduciary Net Position</b>	<b>\$52,546</b>	<b>\$(38,265)</b>	<b>\$42,583</b>	<b>\$18,020</b>	<b>\$(14,599)</b>
<b>Total Fiduciary Net Position</b>					
Beginning of the Year	379,414	417,679	375,096	357,076	371,675
Net Increase (Decrease)	52,546	(38,265)	42,583	18,020	(14,599)
<b>Total Plan Fiduciary Net Position End of the Year</b>	<b>\$431,960</b>	<b>\$379,414</b>	<b>\$417,679</b>	<b>\$375,096</b>	<b>\$357,076</b>
<b>Plan's Net Position Liability (NPL)</b>	<b>\$97,369</b>	<b>\$115,024</b>	<b>\$79,382</b>	<b>\$90,300</b>	<b>\$123,717</b>
<b>Plan Fiduciary Net Position as % of TPL</b>	<b>81.6%</b>	<b>76.7%</b>	<b>84.0%</b>	<b>80.6%</b>	<b>74.3%</b>
<b>Covered Payroll</b>	<b>28,998</b>	<b>31,145</b>	<b>34,571</b>	<b>38,966</b>	<b>42,301</b>
<b>Plan's NPL as % of Covered Payroll</b>	<b>335.8%</b>	<b>369.3%</b>	<b>229.6%</b>	<b>231.7%</b>	<b>292.5%</b>

\* The years in the column headers represent the measurement period ending December 31.

**METROPOLITAN ATLANTA RAPID TRANSIT AUTHORITY**  
**Required Supplementary Information**  
**Schedule of Changes in the Net Pension Liability and Related Ratios**  
**Year Ended June 30, 2020**

(Dollars in Thousands)

<b>NON-REP</b>	<b>2014</b>	<b>2013</b>	<b>2012</b>	<b>2011</b>	<b>2010</b>
<b>Total Pension Liability:</b>					
Service Cost	\$ 5,602	\$ 5,994	\$ 7,358	\$ 7,124	\$ 7,043
Interest	31,475	30,517	31,878	30,054	28,593
Change in Benefit Terms	—	—	(26,143)	—	—
Difference between Expected and Actual Experience	4,158	(1,032)	2,452	9,121	10,086
Change in Assumptions	15,914	10,648	11,228	5,540	—
Benefit Payments	(34,023)	(31,084)	(27,986)	(27,527)	(25,174)
Administrative Expense	—	—	—	—	—
Net Change in Total Pension Liability	\$ 23,126	\$ 15,043	\$ (1,213)	\$ 24,312	\$ 20,548
<b>Total Pension Liability</b>					
Beginning of the Year	445,249	430,206	431,419	407,108	386,560
Net Increase (Decrease)	23,126	15,043	(1,213)	24,312	20,548
<b>Total Pension Liability End of the Year</b>	<b>\$468,375</b>	<b>\$445,249</b>	<b>\$430,206</b>	<b>\$431,419</b>	<b>\$407,108</b>
<b>Plan Fiduciary Net Position:</b>					
Employee Contributions	\$ 2,902	\$ 3,389	\$ 3,416	\$ 3,366	\$ 3,225
Employer Contributions	20,623	21,619	24,036	21,825	20,543
Members Buybacks	44	90	31	21	33
Net Investment Income	19,772	66,798	33,194	3,999	28,564
Benefits Payments	(34,023)	(31,084)	(27,986)	(27,527)	(25,174)
Administrative Expense	(227)	(351)	(1,315)	(1,192)	(1,086)
Other	10	341	415	242	136
Net Change in Plan Fiduciary Net Position	\$ 9,102	\$ 60,801	\$ 31,790	\$ 735	\$ 26,241
<b>Total Fiduciary Net Position</b>					
Beginning of the Year	362,573	301,771	269,981	269,246	243,005
Net Increase (Decrease)	9,102	60,802	31,790	735	26,241
<b>Total Plan Fiduciary Net Position End of the Year</b>	<b>\$371,675</b>	<b>\$362,573</b>	<b>\$301,771</b>	<b>\$269,981</b>	<b>\$269,246</b>
<b>Plan's Net Position Liability (NPL)</b>	<b>\$96,701</b>	<b>\$82,676</b>	<b>\$128,435</b>	<b>\$161,438</b>	<b>\$137,862</b>
<b>Plan Fiduciary Net Position as % of TPL</b>	<b>79.4%</b>	<b>81.4%</b>	<b>70.1%</b>	<b>62.6%</b>	<b>66.1%</b>
<b>Covered Payroll</b>	<b>45,099</b>	<b>45,668</b>	<b>49,338</b>	<b>58,225</b>	<b>58,140</b>
<b>Plan's NPL as % of Covered Payroll</b>	<b>214.4%</b>	<b>181.0%</b>	<b>260.3%</b>	<b>277.3%</b>	<b>237.1%</b>

\* The years in the column headers represent the measurement period ending December 31.

\*\* This is a 10-year schedule information. Information for additional years will be displayed as it becomes available.

FINANCIAL SECTION 2020 Comprehensive Annual Financial Report Years Ended June 30, 2020 and 2019

**METROPOLITAN ATLANTA RAPID TRANSIT AUTHORITY**  
**Required Supplementary Information**  
**Schedule of Changes in the Net Pension Liability and Related Ratios**  
**Year Ended June 30, 2020**  
(Dollars in Thousands)

**UNION**

	<b>2020</b>	<b>2019</b>	<b>2018</b>	<b>2017</b>
<b>Actuarial Assumptions:</b>				
Return	7.25%	7.25%	7.25%	7.50%
Inflation	2.50%	2.10%	2.80%	2.80%
<b>Projected Salary Increases:</b>				
Cost of Living	None	None	3.00%	3.00%
Merit or Seniority	1.00% per year	1.00% per year	1.00% per year	1.00% per year
<b>Mortality Assumptions:</b>				
Healthy	RP-2014 Mortality for Healthy Lives with fully generational using 1/2 of Scale MP-2016 set forward by 1 year	RP-2014 Mortality for Healthy Lives with fully generational using 1/2 of Scale MP-2016 set forward by 1 year	RP-2014 Mortality for Healthy Lives with fully generational using 1/2 of Scale MP-2016	RP-2014 Blue Collar Mortality Table using 1/2 of Scale MP-2014
Disabled	RP-2014 Mortality for Disabled Lives with fully generational using 1/2 of Scale MP-2016	RP-2014 Mortality for Disabled Lives with fully generational using 1/2 of Scale MP-2016	RP-2014 Mortality for Disabled Lives with fully generational using 1/2 of Scale MP-2016	RP-2014 Blue Collar Mortality Table using 1/2 of Scale MP-2014

**NON-REP**

	<b>2020</b>	<b>2019</b>	<b>2018</b>	<b>2017</b>
<b>Actuarial Assumptions:</b>				
Return	5.50%	6.00%	6.00%	6.70%
Inflation	2.25%	2.50%	2.50%	2.50%
<b>Mortality Assumptions:</b>				
Healthy	RP-2014 Mortality for Healthy Annuitant Mortality Tables separated by sex, Projection Scale MP-2016, fully generational	RP-2014 Mortality for Healthy Annuitant Mortality Tables separated by sex, Projection Scale MP-2016, fully generational	RP-2014 Employee and Healthy Annuitant Mortality Tables separated by Sex, Projection Scale BB to valuation date.	RP-2000 Combined Health Mortality Tables separated by Sex, Project Scale BB to valuation date.
Disabled	None. No future mortality improvement was projected	RP-2014 Employee and Healthy Annuitant Mortality Tables separated by Sex, Projection Scale BB to valuation date.	RP-2014 Employee and Healthy Annuitant Mortality Tables separated by Sex, Projection Scale BB to valuation date.	None. No future mortality improvement was projected

**METROPOLITAN ATLANTA RAPID TRANSIT AUTHORITY**  
**Required Supplementary Information**  
**Schedule of Employer Contributions - Pension**  
**Year Ended June 30, 2020**  
(Dollars in Thousands)

**UNION**

<b>FISCAL YEAR ENDED JUNE 30</b>	<b>2020</b>	<b>2019</b>	<b>2018</b>	<b>2017</b>	<b>2016</b>
<b>Contributions</b>					
Actuarially Determined Contribution	\$ 10,257	\$ 9,812	\$ 9,278	\$ 8,924	\$ 8,719
Actual Employer Contributions	<u>10,257</u>	<u>9,812</u>	<u>9,278</u>	<u>8,924</u>	<u>8,719</u>
Contribution Deficiency (Excess)	<u>—</u>	<u>—</u>	<u>—</u>	<u>—</u>	<u>—</u>
Covered Payroll	\$126,792	\$121,284	\$114,680	\$110,308	\$107,772
Actual Contributions as % of Covered Payroll	8.09%	8.09%	8.09%	8.09%	8.09%

**NON-REP**

<b>FISCAL YEAR ENDED JUNE 30</b>	<b>2020</b>	<b>2019</b>	<b>2018</b>	<b>2017</b>	<b>2016</b>
<b>Contributions</b>					
Actuarially Determined Contribution	\$ 15,741	\$ 14,664	\$ 13,181	\$ 19,787	\$ 23,211
Actual Employer Contributions	<u>16,899</u>	<u>17,647</u>	<u>17,158</u>	<u>24,346</u>	<u>19,787</u>
Contribution Deficiency (Excess)	<u>(1,158)</u>	<u>(2,983)</u>	<u>(3,977)</u>	<u>(4,559)</u>	<u>3,424</u>
Covered Payroll	\$ 28,673	\$ 31,425	\$ 34,157	\$ 38,231	\$ 43,402
Actual Contributions as % of Covered Payroll	58.94%	56.16%	50.23%	63.68%	45.59%

\*Based on a blend of the overlapping Calendar Year results. The 6/30/2018 through 6/30/2020 results are based on the unaudited cash statements for the preceding 12 months and the applicable contribution rate.

\*\*Contributions for FYE 6/30/2019 have been revised to reflect year-to-date information.

**METROPOLITAN ATLANTA RAPID TRANSIT AUTHORITY**  
**Required Supplementary Information**  
**Schedule of Employer Contributions - Pension**  
**Year Ended June 30, 2020**  
(Dollars in Thousands)

**UNION**

<b>FISCAL YEAR ENDED JUNE 30</b>	<b>2015</b>	<b>2014</b>	<b>2013</b>	<b>2012</b>	<b>2011</b>
<b>Contributions</b>					
Actuarially Determined Contribution	\$8,729	\$ 7,510	\$ 7,064	\$ 8,918	\$10,631
Actual Employer Contributions	8,354	8,458	7,528	6,579	9150
Contribution Deficiency (Excess)	375	(948)	(464)	2,339	1,481
Covered Payroll	\$103,133	\$104,353	\$107,074	\$106,980	\$112,837
Actual Contributions as % of Covered Payroll	8.10%	8.11%	7.03%	6.15%	8.11%

**NON-REP**

<b>FISCAL YEAR ENDED JUNE 30</b>	<b>2015</b>	<b>2014</b>	<b>2013</b>	<b>2012</b>	<b>2011</b>
<b>Contributions</b>					
Actuarially Determined Contribution	\$18,296	\$18,646	\$22,947	\$23,349	\$20,653
Actual Employer Contributions	20,369	21,121	22,827	22,930	21,184
Contribution Deficiency (Excess)	(2,073)	(2,475)	120	419	(531)
Covered Payroll	\$ 43,700	\$ 45,384	\$ 47,503	\$ 53,782	\$ 58,182
Actual Contributions as % of Covered Payroll	46.61%	46.54%	48.05%	42.64%	36.41%



**METROPOLITAN ATLANTA RAPID TRANSIT AUTHORITY**  
**Required Supplementary Information**  
**Schedule of Changes in Net OPEB Liability and Related Ratios**  
**Year Ended June 30, 2020**  
(Dollars in Thousands)

	<b>2019</b>	<b>2018</b>	<b>2017</b>
<b>Total OPEB Liability:</b>			
Service Cost (BOY)	\$ 6,915	\$ 6,751	\$ 6,521
Interest	14,396	14,133	15,259
Change in Benefit Terms	5,114	—	—
Difference between Expected and Actual Experience	(19,310)	(265)	(7,362)
Change in Assumptions	3,956	—	(15,402)
Benefit Payments	(15,009)	(17,020)	(15,335)
Administrative Expense	—	—	—
Net Change in Total OPEB Liability	<u>\$ (3,938)</u>	<u>\$ 3,599</u>	<u>\$ (16,319)</u>
<b>Total OPEB Liability</b>			
Beginning of the Year	198,741	195,143	211,461
Net Increase (Decrease)	(3,938)	3,599	(16,319)
<b>End of the Year</b>	<u><u>\$ 194,803</u></u>	<u><u>\$ 198,741</u></u>	<u><u>\$ 195,142</u></u>
<b>Plan Fiduciary Net Position:</b>			
Employer Contributions	\$ 18,009	\$ 20,020	\$ 20,772
Active Employee Contributions *	—	—	—
Net Investment Income	4,103	5,265	6,867
Benefit Payments	(15,009)	(17,020)	(15,335)
Administrative Expense	—	—	—
Net Change in Plan Fiduciary Net Position	<u>\$ 7,103</u>	<u>\$ 8,265</u>	<u>\$ 12,304</u>
<b>Total Fiduciary Net Position</b>			
Beginning of the Year	75,953	67,688	55,384
Net Increase (Decrease)	7,103	8,265	12,304
<b>End of the Year</b>	<u><u>\$ 83,056</u></u>	<u><u>\$ 75,953</u></u>	<u><u>\$ 67,688</u></u>
<b>Plan's Net Position Liability (NPL)</b>	<u><u>\$ 111,747</u></u>	<u><u>\$ 122,788</u></u>	<u><u>\$ 127,455</u></u>
Plan Fiduciary Net Position as % of TOL	42.6 %	38.2 %	34.7 %
Covered Employee Payroll	\$ 211,603	\$ 196,714	\$ 189,100
<b>Plan's NPL as % of Covered Employee Payroll</b>	52.8 %	62.4 %	67.4 %

\*Active employees do not contribute to the OPEB Plan.

\*\*The year in the column header represents the measurement period ending June 30<sup>th</sup>.

\*\*\* This is a 10-year schedule. Information for additional years will be displayed as it becomes available.

Notes to Schedule – Changes in benefits and assumptions: In FY19, the health care trend rate starting point decreased from 7.75% to 7.50% and the inflation rate increased from 2.25% to 2.50%. In FY18, the mortality rates for the Union Plan were changed. The retirement rates for the Non-Represented Plan were changed. The health care cost trend rate starting point decreased from 8.0% to 7.75%.

**METROPOLITAN ATLANTA RAPID TRANSIT AUTHORITY**  
**Required Supplementary Information**  
**Schedule of Employers Contributions - OPEB**  
**Year Ended June 30, 2020**  
(Dollars in Thousands)

FISCAL YEAR ENDING	2020	2019	2018	2017
<b>Contributions</b>				
Actuarially Determined Contributions	\$ 18,035	\$ 18,009	\$ 20,020	\$ 20,772
Employer Contributions (ERC)	18,035	18,009	20,020	20,772
Contributions (Excess)/Deficiency	—	—	—	—
Covered Employee Payroll	\$ 219,089	\$ 211,603	\$ 196,714	\$ 189,100
ERC as % of Covered Employee Payroll	8.23%	8.51%	10.18%	10.98%

\*\*This is a 10-year schedule. Information for additional years will be displayed as it becomes available.

Notes to Schedule:

Valuation Date:	June 30, 2019
Discount Rate:	7.0%
Investment Rate of Return:	7.0%
Inflation Rate:	2.50%
Healthcare Cost Trend:	7.50% for 2019-20 PY, increases to 8.50% for PY 2021-22 and eventually decreases to an ultimate rate of 5.0% by PY 2031-32

**METROPOLITAN ATLANTA RAPID TRANSIT AUTHORITY**  
**Supplemental Schedule of Revenues and Expenses**  
**Budget vs. Actual (Budget Basis)**  
**Year Ended June 30, 2020**

(Dollars in Thousands)

	<u>Budget</u>	<u>Actual (Budget Basis)</u>	<u>Variance Favorable/ (Unfavorable)</u>
<b>Operating Revenues</b>			
Fare Revenue	\$ 125,612	\$ 102,420	\$ (23,192)
Other Revenue	5,567	7,651	2,084
Total Operating Revenues	<u>131,179</u>	<u>110,071</u>	<u>(21,108)</u>
<b>Operating Expenses</b>			
Transportation	252,039	241,307	10,732
Maintenance & Garage Operations	177,043	173,680	3,364
General and Administrative	84,813	94,017	(9,205)
Total Operating Expenses	<u>513,895</u>	<u>509,004</u>	<u>4,891</u>
<b>Operating Loss</b>	(382,716)	(398,933)	(16,217)
<b>Nonoperating Revenues</b>			
Sales and Use Tax	562,027	521,898	(40,129)
Federal Operating Revenue	79,400	234,634	155,234
Investment Income	3,922	12,108	8,186
Other Revenues	34,120	44,454	10,334
	<u>679,469</u>	<u>813,094</u>	<u>133,625</u>
<b>Increase in Net Position- Budget Basis</b>	<u>\$ 296,752</u>	<u>\$ 414,161</u>	<u>\$ 117,408</u>
<b>Basis Differences</b>			
Depreciation		(245,619)	
Gain on Sales of Property and Equipment		2,661	
Interest Expense		(86,918)	
Amortization of Financing Related Charges and Income from Derivative Activity		7,411	
Other - Nonoperating Expense		(49,961)	
Capital Grants		61,642	
Net Capital Lease Transaction Activity		(2,298)	
Gain on Investment Derivatives		328	
Increase in Net Position - GAAP Basis		<u>\$ 101,407</u>	

See notes to supplemental schedule

**METROPOLITAN ATLANTA RAPID TRANSIT AUTHORITY**  
**Notes to the Supplemental Schedule**  
**Year Ended June 30, 2020**  
(Dollars in Thousands)

**1. BUDGETARY HIGHLIGHTS**

MARTA adopts its Operating and Capital Budget in June of each year. Once adopted, total budgeted revenues and/or expenses cannot change. Operating revenue performed unfavorable to the budget, ending the year (\$ 21,108) (16.0 %) less than budget due to the adverse impact of COVID-19. Non-operating revenues were \$133,625 (19.7 %) favorable to the budget. The largest favorable variance was Federal Operating Revenue which was \$155,234 more than budgeted. MARTA continued a number of cost containment measures in fiscal year 2020 by focusing on increasing productivity and efficiencies while reducing cost. The fiscal year 2020 total operating expenses were \$509,004 which excludes depreciation. This was \$4,891 ( 0.96 %) less than the fiscal year 2020 budget, which was \$25,791 (5.2 %) more than the previous year's budget.



# STATISTICAL



INTENTIONALLY LEFT BLANK

## STATISTICAL SECTION - Unaudited

This part of the Comprehensive Annual Financial Report presents detailed information as a context for understanding what the information in the financial statements, note disclosures and required supplementary information say about the Authority's overall financial health.

	<u>Schedules</u>
<b>FINANCIAL TRENDS</b>	<b>87-93</b>
These schedules contain trend information to help the reader understand how the Authority's financial performance and well-being have changed over time.	
<b>REVENUE CAPACITY</b>	<b>97-99</b>
These schedules contain information to help the reader assess the Authority's sources of revenue especially the most significant revenue source, the sales and use tax.	
<b>DEBT CAPACITY</b>	<b>103-107</b>
These schedules present information to help the reader assess the affordability of the Authority's current levels of outstanding debt and the Authority's ability to issue additional debt in the future.	
<b>DEMOGRAPHIC &amp; ECONOMIC INFORMATION</b>	<b>111-114</b>
These schedules offer demographic and economic indicators to help the reader understand the environment within which the Authority's financial activities take place.	
<b>OPERATING INFORMATION</b>	<b>117-123</b>
These schedules contain service and infrastructure data to help the reader understand how the information in the Authority's financial report relates to the services the Authority provides and the activities it performs.	
<b>SOURCES</b>	
Unless otherwise noted, the information in these schedules is derived from the comprehensive annual financial reports for the relevant year.	

INTENTIONALLY LEFT BLANK





# FINANCIAL TRENDS



INTENTIONALLY LEFT BLANK

# Condensed Summary of Net Position

Last Ten Fiscal Years  
(Dollars in Millions)

	2020	2019	2018	2017	2016	2015	2014	2013	2012	2011
<b>ASSETS:</b>										
Current and Other Assets	\$ 1,336	\$ 1,061	\$ 955	\$ 1,253	\$ 1,086	\$ 1,161	\$ 1,033	\$ 1,039	\$ 1,013	\$ 968
Capital Assets	3,057	3,004	2,883	2,871	2,966	3,049	3,056	3,028	3,078	3,158
Net Pension Assets	33	-	23	-	-	53	-	-	-	-
Derivative Assets	-	-	-	-	-	-	-	-	-	-
Other	-	-	-	-	-	2	-	-	-	-
<b>Total Assets</b>	<b>4,426</b>	<b>4,065</b>	<b>3,861</b>	<b>4,124</b>	<b>4,052</b>	<b>4,265</b>	<b>4,089</b>	<b>4,067</b>	<b>4,091</b>	<b>4,126</b>
<b>DEFERRED OUTFLOWS OF RESOURCES</b>										
Hedging	1	-	-	-	-	2	-	4	23	29
Pension	44	101	89	110	128	41	-	-	-	-
OPEB	22	18	20	-	-	-	-	-	-	-
Debt Refunding	26	29	31	21	25	10	12	16	-	-
<b>Total Deferred Outflows of Resources</b>	<b>93</b>	<b>148</b>	<b>140</b>	<b>131</b>	<b>153</b>	<b>53</b>	<b>12</b>	<b>20</b>	<b>23</b>	<b>29</b>
<b>Total Assets and Deferred Outflows of Resources</b>	<b>4,519</b>	<b>4,213</b>	<b>4,001</b>	<b>4,255</b>	<b>4,205</b>	<b>4,318</b>	<b>4,101</b>	<b>4,087</b>	<b>4,114</b>	<b>4,155</b>
<b>LIABILITIES:</b>										
Long-term Debt Outstanding	2,732	2,444	2,361	2,345	2,176	2,132	1,792	1,881	1,910	1,652
Current and Other Liabilities	341	334	294	532	536	693	884	747	617	826
Derivative Liability	1	-	-	-	-	2	-	-	-	-
Net Pension Liability	97	152	79	97	141	96	-	-	-	-
Net OPEB Liability	112	123	128	1	1	1	-	-	-	-
<b>Total Liabilities</b>	<b>3,283</b>	<b>3,053</b>	<b>2,862</b>	<b>2,975</b>	<b>2,854</b>	<b>2,924</b>	<b>2,676</b>	<b>2,628</b>	<b>2,528</b>	<b>2,478</b>
<b>DEFERRED INFLOWS OF RESOURCES</b>										
Hedging	-	-	333	-	-	-	-	-	-	1
Capital Lease	13	15	16	-	-	-	-	-	-	-
Pension	59	9	50	9	3	2	-	-	-	-
OPEB	23	15	20	-	-	-	-	-	-	-
<b>Total Deferred Inflows of Resources</b>	<b>95</b>	<b>39</b>	<b>419</b>	<b>9</b>	<b>3</b>	<b>2</b>	<b>-</b>	<b>-</b>	<b>-</b>	<b>1</b>
<b>Total Liabilities and Deferred Inflows of Resources</b>	<b>3,378</b>	<b>3,092</b>	<b>3,281</b>	<b>2,984</b>	<b>2,857</b>	<b>2,926</b>	<b>2,676</b>	<b>2,628</b>	<b>2,528</b>	<b>2,479</b>
<b>NET POSITION:</b>										
Net Investment in Capital Assets	623	810	774	222	503	478	647	654	796	915
Restricted	66	62	54	936	857	929	789	788	768	717
Unrestricted	452	249	224	113	(12)	(14)	(11)	17	23	44
<b>TOTAL NET POSITION</b>	<b>\$ 1,141</b>	<b>\$ 1,121</b>	<b>\$ 1,052</b>	<b>\$ 1,271</b>	<b>\$ 1,348</b>	<b>\$ 1,393</b>	<b>\$ 1,425</b>	<b>\$ 1,459</b>	<b>\$ 1,587</b>	<b>\$ 1,676</b>

# Summary of Revenues, Expenses and Changes in Net Position

Last Ten Fiscal Years  
(Dollars in Millions)

FINANCIAL TRENDS

2020 Comprehensive Annual Financial Report Years Ended June 30, 2020 and 2019 STATISTICAL SECTION

	2020 <sup>(1)</sup>	2019	2018	2017	2016	2015	2014	2013	2012	2011
<b>Operating Revenues</b>										
Fare Revenues	\$102	\$133	\$138	\$138	\$141	\$146	\$140	\$141	\$133	\$116
Other Revenues	\$8	\$8	10	10	11	11	12	10	11	11
Total Operating Revenues	110	141	148	148	152	157	153	151	144	127
<b>Non-Operating Revenues</b>										
Sales and Use Tax	522	540	507	439	410	378	347	339	341	320
Federal Revenues	235	87	76	85	76	83	103	120	71	86
Investment Income	12	12	3	2	2	1	1	2	1	1
Net Capital Leases Transaction Activity	(2)	(1)	(71)	(27)	32	5	7	(32)	52	(12)
Other Revenues	44	43	42	50	42	28	32	17	13	13
Gain (Loss) on Sale of Property and Equip.	3	7	1	3	—	—	—	(1)	—	(1)
Total Non-operating Revenues	814	688	558	552	562	494	490	445	477	407
<b>Total Revenues</b>	924	829	706	700	715	651	642	596	621	534
<b>Summary of Expenses Operating:</b>										
Transportation	241	247	227	220	206	187	182	183	186	184
Maintenance and Garage Operations	174	175	152	140	144	131	142	138	147	147
General and Administrative	94	100	103	73	83	82	89	79	79	80
Depreciation	246	241	234	236	243	225	210	220	230	222
Total Operating Expenses	755	763	716	669	676	625	623	619	642	633
<b>Non-Operating Expenses</b>										
Interest Expenses	87	84	78	84	83	86	76	79	70	73
Interest Expenses Capitalized	—	—	—	—	—	(1)	(1)	(2)	(1)	—
Amortization of Financing Related Charges and Income from Derivative Activity	(7)	(9)	(5)	(7)	(5)	(3)	(4)	(5.63)	(3)	1
(Gain) Loss on Investment Derivatives	(1)	(1)	(1)	1	—	(1)	(8)	—	(9)	(8)
Other Non-operating Expenses	50	45	33	45	39	44	62	81	51	35
Total Non-operating Expenses	129	119	106	123	117	125	124	152	109	101
<b>Total Expenses</b>	884	882	822	792	793	750	747	771	751	734
<b>Income/(Loss) Before Capital Contributions</b>	40	(53)	(114)	(92)	(78)	(99)	(105)	(175)	(130)	(200)
Capital Grants and Contributions	62	122	30	15	32	82	71	47	40	27
<b>Increase (Decrease) in Net Position</b>	102	69	(84)	(78)	(45)	(17)	(34)	(128)	(90)	(173)
<b>Net Position, July 1 as previously presented</b>	1,121	1,052	1,271	1,348	1,393	1,425	1,459	1,587	1,676	1,849
<b>Cumulative Effect of Adoption of New Accounting Principle</b>	(82)	—	(135)	—	—	(15)	—	—	—	—
<b>Net Position, July 1</b>	1,039	1,052	1,136	1,348	1,393	1,410	1,459	1,587	1,676	1,849
<b>Net Position, June 30</b>	\$1,141	\$1,121	\$1,052	\$1,271	\$1,348	\$1,393	\$1,425	\$1,459	\$1,587	\$1,676

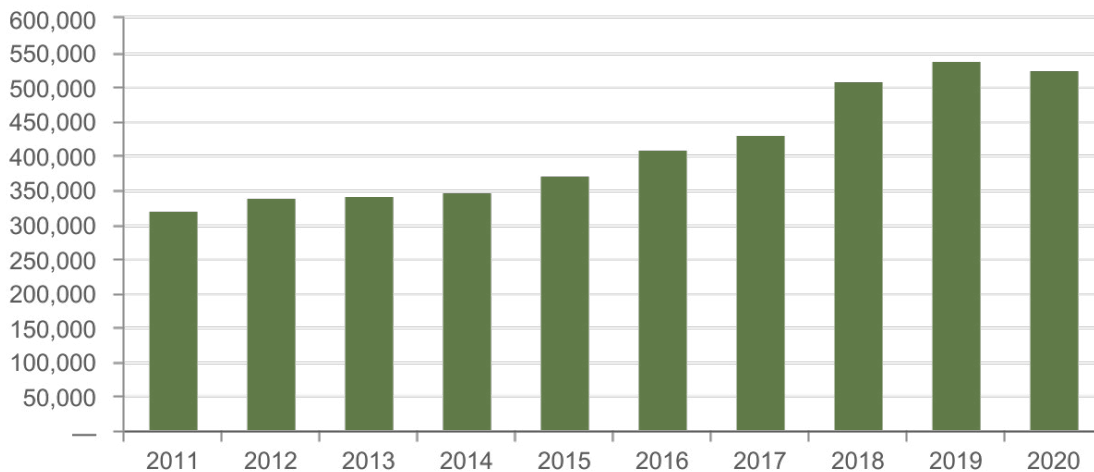
<sup>(1)</sup> Sales and use tax, Fare revenue and Operating expenses were impacted by COVID-19. Federal revenues included CARES Act funding.

# Sales Tax Collection and Usage

Last Ten Fiscal Years  
(Dollars in Thousands)

Fiscal Year	Sales Tax <sup>(1)</sup>	Percent Change	Usage (2 & 3)				
			Sinking Fund Withheld	Capital Construction	Subsidy	Percent Used	Overage/ (Shortage)
2011	\$ 319,229	4.6%	\$ 126,386	\$ 33,228	\$ 194,573	61%	\$ (34,958)
2012	339,156	6.2	124,948	17,739	196,891	58	(422)
2013	340,491	0.4	135,279	35,075	161,550	47	8,587
2014	345,825	1.6	132,723	40,190	158,218	46	14,694
2015	372,384	7.7	146,184	40,008	151,235	41	34,957
2016	409,846	10.1	150,834	62,530	159,470	39	37,012
2017	429,886	4.9	130,570	95,550	170,207	40	33,559
2018	507,264	18.0	123,806	149,509	213,046	40	20,903
2019	538,966	6.2	135,623	148,707	248,868	46	5,768
2020 <sup>(1)</sup>	524,832	(2.6)	141,682	135,429	193,176	37	54,545

Sales & Use Tax Receipts



<sup>(1)</sup> Sales Tax Collection is stated on cash basis. Decrease in sales tax collection due to the impact of COVID-19.

<sup>(2)</sup> For the period July, 1 2010 through June 30, 2014 the Official Code of Georgia Annotated (O.C.G.A) §32-9-13 temporarily suspends the 50/50 sales tax restriction.

<sup>(3)</sup> In fiscal year 2015, the 50-50 mandate dictating how MARTA can spend its sales tax revenue was permanently lifted.

# Revenues and Operating Assistance Comparison to Industry Trend Data

Last Ten Fiscal Years  
(As a Percentage of Total)

Fiscal Year	Operating and Other Miscellaneous Revenue			Operating Assistance			Total Revenue
	Fares	Other <sup>(2)</sup>	Total	Sales & Use Tax	Federal	Total	
<b>Transportation Industry(1)</b>							
2011	32.8%	4.9%	37.8%	52.5%	9.8%	62.2%	100.0%
2012	32.5	4.6	37.2	54.0	8.9	62.8	100.0
2013	32.5	3.8	36.3	54.7	8.9	63.7	100.0
2014	32.0	3.9	35.9	55.5	8.6	64.1	100.0
2015	32.5	4.9	37.4	54.3	8.3	62.6	100.0
2016	31.3	5.0	36.3	55.6	8.0	63.7	100.0
2017	31.4	5.0	36.3	55.2	8.5	63.7	100.0
2018**	30.7	5.4	36.1	55.3	8.6	63.9	100.0
2019*	*	*	*	*	*	*	*
2020*	*	*	*	*	*	*	*
<b>MARTA</b>							
2011	21.7%	2.3%	24.0%	59.9%	16.1%	76.0%	100.0%
2012	21.4	12.3	33.7	54.9	11.4	66.3	100.0
2013	23.6	-0.5	23.1	56.8	20.1	76.9	100.0
2014	21.9	8.0	29.9	54.1	16.0	70.1	100.0
2015	22.5	6.8	29.3	58.0	12.7	70.7	100.0
2016	19.8	12.2	32.0	57.3	10.7	68.0	100.0
2017	19.7	5.5	25.2	62.7	12.1	74.8	100.0
2018	19.6	-2.2	17.4	71.8	10.8	82.6	100.0
2019	16.1	8.3	24.4	65.1	10.5	75.6	100.0
2020 <sup>(3)</sup>	11.1	7.0	18.1	56.5	25.4	81.9	100.0

\* Not Available

\*\* Revised

(1) Source: The American Public Transportation Association, APTA April 2020 Fact Book, Appendix A Historical Table 87.

(2) Other Revenue includes interest, auxiliary, and other non-operating income.

(3) Fares, Sales & Use Tax, and Federal Revenues were impacted by COVID-19.

# Total Expenses by Function

Last Ten Fiscal Years (Dollars in Thousands)

Fiscal Year	General and				Total Operating			Total
	Transportation	Maintenance	Administrative	Depreciation	Expenses	Interest	Other	
2011	\$ 183,875	\$ 146,844	\$ 79,743	\$ 222,304	\$ 632,766	\$ 73,076	\$ 21,704	\$ 727,546
2012	186,144	146,672	78,660	230,392	641,868	69,792	36,733	748,393
2013	183,216	137,747	78,779	219,607	619,349	77,150	74,873	771,372
2014	181,860	141,584	89,298	209,759	622,501	74,518	49,964	746,983
2015	186,527	131,276	82,354	225,082	625,239	84,845	40,389	750,473
2016	206,252	143,576	83,271	242,536	675,635	83,177	33,644	792,456
2017	219,867	140,341	72,747	235,608	668,563	84,124	38,984	791,671
2018	226,791	151,800	103,540	233,549	715,680	77,611	26,781	820,072
2019	247,245	175,466	99,531	240,540	762,782	83,617	35,310	881,709
2020 <sup>(1)</sup>	241,307	173,680	94,017	245,619	754,623	86,918	42,222	883,763

<sup>(1)</sup> Operating expense were impacted by COVID-19.

## Total Operating Expenses by Object

Last Ten Fiscal Years (Dollars in Thousands)

Fiscal Year	Labor and Benefits	Services	Material and Supplies	Utilities	Casualty/ Liability Costs	Purchased Transportation	Depreciation	Other	Total Operating Expenses
2011	\$ 307,041	\$ 25,029	\$ 45,506	\$ 18,956	\$ 11,734	–	\$ 222,304	\$ 2,196	\$ 632,766
2012	309,851	24,880	48,785	18,257	7,383	–	230,392	2,320	641,868
2013	301,934	26,305	44,265	16,510	7,178	–	219,607	3,550	619,349
2014	305,107	30,902	44,243	15,800	12,558	–	209,759	4,132	622,501
2015	300,385	32,465	41,543	13,723	8,103	–	225,082	3,938	625,239
2016	329,462	34,170	41,682	13,854	5,321	4,108	242,536	4,502	675,635
2017	304,955	35,890	38,607	12,857	9,701	26,682	235,608	4,263	668,563
2018	331,416	38,536	43,039	15,289	22,128	24,696	233,549	7,027	715,680
2019	366,938	41,578	39,842	14,929	17,903	30,002	240,540	11,050	762,782
2020 <sup>(1)</sup>	360,009	38,770	38,601	13,885	15,770	31,758	245,619	10,211	754,623

<sup>(1)</sup> Operating expense were impacted by COVID-19.



# Operating Expenses Comparison to Industry Trend Data

Last Ten Fiscal Years  
(As a Percentage of Total)

Fiscal Year	Labor and Benefits	Services	Material and Supplies	Utilities	Casualty/ Liability Costs	Purchased Transportation	Other	Total Operating Expenses <sup>(1)</sup>
<b>Transportation Industry(2)</b>								
2011	65.0%	6.6%	11.4%	3.3%	2.6%	13.3%	-2.2%	100.0%
2012	64.0	6.9	11.7	3.2	2.2	13.8	-1.8	100.0
2013	60.7	7.1	11.2	3.1	2.4	13.7	1.8	100.0
2014	61.1	6.9	11.0	3.2	2.5	13.6	1.7	100.0
2015	62.0	7.0	10.0	3.0	2.0	14.0	2.0	100.0
2016	62.0	8.0	9.0	3.0	3.0	14.0	1.0	100.0
2017	62.0	8.0	9.0	3.0	3.0	14.0	1.0	100.0
2018	61.0	8.0	9.0	3.0	3.0	14.0	2.0	100.0
2019	*	*	*	*	*	*	*	*
2020	*	*	*	*	*	*	*	*
<b>MARTA</b>								
2011	74.8%	6.1%	11.1%	4.6%	2.9%	—%	0.5%	100.0%
2012	75.3	6.1	11.9	4.4	1.8	0.0	0.5	100.0
2013	75.5	6.6	11.1	4.1	1.8	0.0	0.9	100.0
2014	73.9	7.5	10.7	3.8	3.0	0.0	1.1	100.0
2015	75.1	8.1	10.4	3.4	2.0	0.0	1.0	100.0
2016	76.1	7.9	9.6	3.2	1.2	0.9	1.1	100.0
2017	70.4	8.3	8.9	3.0	2.2	6.2	1.0	100.0
2018	68.7	8.0	8.9	3.2	4.6	5.1	1.5	100.0
2019	70.3	8.0	7.6	2.9	3.4	5.7	2.1	100.0
2020 <sup>(3)</sup>	71.2	7.7	7.6	2.7	3.1	6.3	1.4	100.0

\* Not Available

<sup>(1)</sup>Excludes Depreciation Expenses

<sup>(2)</sup>Source: The American Public Transportation Association, APTA 2019 Public Transportation Fact Book.

<sup>(3)</sup>Operating Expenses were impacted by COVID-19.

INTENTIONALLY LEFT BLANK



# REVENUE CAPACITY



INTENTIONALLY LEFT BLANK

## Revenues by Source

Last Ten Fiscal Years  
(Dollars in Thousands)

Fiscal Year	Fare Revenues <sup>(1)</sup>	Federal Operating Revenues <sup>(2)</sup>	Sales & Use Tax <sup>(3)</sup>	Auxiliary Transportation	Investment Income	Non-Transportation <sup>(4)</sup>	Total
2011	\$ 115,828	\$ 85,777	\$ 319,850	\$ 11,401	\$ 1,272	\$ (281)	\$ 533,847
2012	132,870	70,576	340,945	11,294	833	64,570	621,088
2013	140,697	119,774	338,893	10,480	1,729	(15,167)	596,406
2014	140,318	102,847	347,289	12,335	688	38,685	642,162
2015	146,417	82,643	377,743	10,777	604	33,009	651,193
2016	141,360	76,288	409,718	11,052	1,568	74,635	714,621
2017	137,914	84,976	439,039	10,577	2,225	25,505	700,236
2018	138,254	76,094	507,146	10,226	3,386	(28,883)	706,223
2019	133,186	87,283	540,310	7,977	11,848	48,602	829,206
2020 <sup>(1&amp;2)</sup>	102,420	234,634	521,898	7,651	12,108	44,817	923,528

<sup>(1)</sup> Fare revenue decreased by \$30,766 (23%) compared to 2019 as a result of decline in ridership from the effect of COVID-19.

<sup>(2)</sup> Federal Operating Revenues are not generated by MARTA; thus, they are not own-source revenues. Federal Operating Revenue increased by \$17,351 in 2020 mostly due to the receipt of Federal CARES Act Funding.

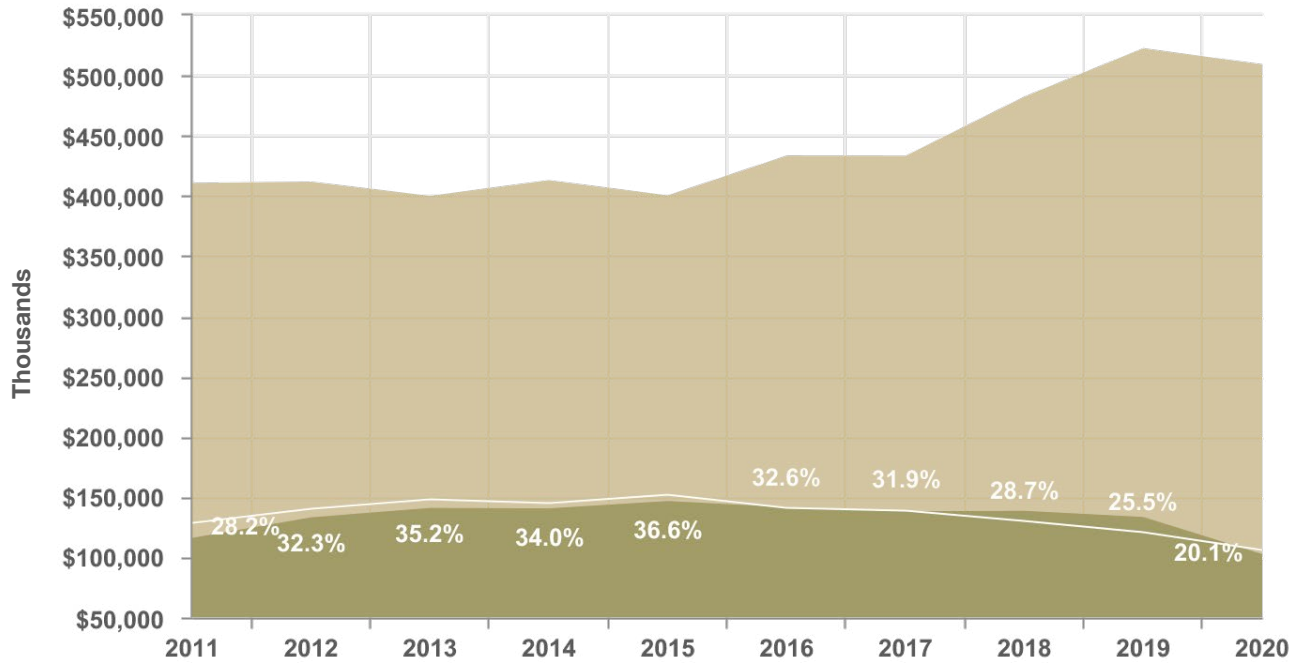
<sup>(3)</sup> MARTA is a public corporate body created as joint public instrumentality and does not have the power to impose any tax on any subject of taxation. MARTA receives 1% sales tax from Fulton County, DeKalb County and Clayton County and 1.5% from the City of Atlanta levied on its behalf by the aforementioned jurisdiction.

<sup>(4)</sup> Non-Transportation includes the net gain or loss on the disposition of fixed assets.

# Farebox Recovery Percentage

Last Ten Fiscal Years  
(Dollars in Thousands)

Fiscal Year	Farebox Revenue	Percent Change	Operating Expenses <sup>(2)</sup>	Percent Change	Farebox Recovery
2011	\$ 115,828	5.7%	\$ 410,462	1.8%	28.2%
2012	132,870	14.7	411,476	0.2	32.3
2013	140,697	5.9	399,742	(2.9)	35.2
2014	140,318	(0.3)	412,742	3.3	34.0
2015	146,417	4.3	400,157	(3.0)	36.6
2016	141,360	(3.5)	433,099	8.2	32.6
2017	137,914	(2.4)	432,955	—	31.9
2018	138,254	0.2	482,132	11.4	28.7
2019	133,186	(3.7)	522,242	8.3	25.5
2020 <sup>(1&amp; 3)</sup>	102,420	(23.1)	509,004	(2.5)	20.1



(1) Decrease in Revenue is impacted by COVID-19  
 (2) Excludes Depreciation Expense  
 (3) Decrease in Expenses is impacted by COVID-19

# Sales & Use Tax Rates Direct and Overlapping Governments

Last Ten Fiscal Years

Year	State of Georgia (1)	MARTA (2)	DeKalb County (3 & 8)	Fulton County (4 & 8)	Clayton County (5)	Cobb County (6)	Gwinnett County (7)
2011	4%	1%	3%	3%	3%	2%	2%
2012	4	1	3	3	3	2	2
2013	4	1	3	3	3	2	2
2014	4	1	3	3	3	2	2
2015*	4	1	2	2	3	2	2
2016*	4	1	2	2	3	2	2
2017*	4	1	2	2.75	3	2	2
2018	4	1	3.9	3.90	3	2	2
2019	4	1	3.9	3.9	3	2	2
2020	4	1	3.9	3.9	3	2	2

(1) Charged in all counties.

(2) Charged in counties in the MARTA district which have a service contract with MARTA, currently Fulton, DeKalb and Clayton counties.

(3) Education tax and homestead tax effective July 1, 1997.

(4) Local option tax effective April 1, 1983. Education tax effective July 1, 1997.

(5) Local option tax effective April 1, 1994. Education tax effective July 1, 1997. Special purpose tax effective July 1, 1998.

(6) Education tax effective April 1, 1999.

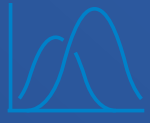
(7) Special purpose tax effective April 1, 1992. Education tax effective July 1, 1997.

(8) Local other purpose tax levied only within the City of Atlanta effective October 1, 2004.

Source: Georgia Department of Revenue

INTENTIONALLY LEFT BLANK





# DEBT CAPACITY



INTENTIONALLY LEFT BLANK

## Sales and Use Tax Revenue Bond Debt Coverage

Last Ten Fiscal Years  
(Dollars in Thousands)

Fiscal Year	Sales & Use Tax	Debt Service Requirements			Debt Service Coverage <sup>(1)</sup>
		Principal	Interest	Total	
2011	\$319,850	\$58,370	\$73,397	\$131,767	2.43%
2012	340,945	62,860	69,750	132,610	2.57
2013	338,893	51,035	73,936	124,971	2.71
2014	347,289	80,875	76,723	157,598	2.20
2015	377,743	55,255	78,817	134,072	2.82
2016	409,718	59,425	86,018	145,443	2.82
2017	439,039	24,660	84,132	108,792	4.04
2018	507,146	38,520	75,498	114,018	4.45
2019	540,310	44,160	82,297	126,457	4.27
2020 <sup>(2)</sup>	521,898	51,825	84,979	136,804	3.81

<sup>(1)</sup> Bond indebtedness is limited by the Trust Indenture and the Trustee in each bond year to the extent that estimated amounts of sales and use tax received are at least equal to two (2) times the aggregate amount of total debt service.

<sup>(2)</sup> Sales and Use tax was impacted by COVID-19.

# Sales & Use Tax Revenue Bond Debt Service Limit

June 30, 2020  
(Dollars in Thousands)

Sales & Use Tax	\$ 521,898
Debt Service Limitation <sup>(1)</sup>	<u>45%</u>
Debt Service Limit	234,854
Required for Debt Service <sup>(2)</sup>	<u>136,804</u>
Excess	<u><u>\$ 98,050</u></u>

(1) The MARTA Board established a limit for the annual debt service to be paid for by sales and use tax revenue bonds to no more than 45% of the estimated sales tax receipts for the year.

(2) From page 105 - Sales & Use Tax Revenue Bond Debt Service Limit.

## Sales & Use Tax Revenue Bond Debt Service Limit

Last Ten Fiscal Years  
(Dollars in Thousands)

Fiscal Year	Sales & Use Tax	Required for Debt Service	Ratio of Debt Service <sup>(1)</sup>
2011	\$319,850	\$131,767	41.2
2012	340,945	132,610	38.9
2013	338,893	124,971	36.9
2014	347,289	127,419	36.7
2015	377,743	134,072	35.5
2016	409,718	145,443	35.5
2017	439,039	108,792	24.8
2018	507,146	114,018	22.5
2019	540,310	126,457	23.4
2020 <sup>(2)</sup>	521,898	136,804	26.2

<sup>(1)</sup> The MARTA Board established a limit for the annual debt service to be paid for by sales and use tax revenue bonds to no more than 45% of the estimated sales tax receipts for the year.

<sup>(2)</sup> Sales and Use Tax was impacted by COVID-19.

## Sales & Use Tax Revenue Bond Debt Service Limit

Last Ten Fiscal Years  
(Dollars in Thousands)

<b>Fiscal Year</b>	<b>Sales &amp; Use Tax</b>	<b>Required for Debt Service</b>	<b>Ratio of Debt Service <sup>(1)</sup></b>
<b>2011</b>	\$319,850	\$131,767	41.2
<b>2012</b>	340,945	132,610	38.9
<b>2013</b>	338,893	124,971	36.9
<b>2014</b>	347,289	127,419	36.7
<b>2015</b>	377,743	134,072	35.5
<b>2016</b>	409,718	145,443	35.5
<b>2017</b>	439,039	108,792	24.8
<b>2018</b>	507,146	114,018	22.5
<b>2019</b>	540,310	126,457	23.4
<b>2020<sup>(2)</sup></b>	521,898	136,804	26.2

<sup>(1)</sup> The MARTA Board established a limit for the annual debt service to be paid for by sales and use tax revenue bonds to no more than 45% of the estimated sales tax receipts for the year.

<sup>(2)</sup> Sales and Use Tax was impacted by COVID-19.

## Computation of Overlapping Debt

December 31, 2019  
(Dollars in Thousands)

Jurisdiction:	Amount Outstanding	Percentage Applicable to MARTA	Amount Applicable to MARTA
Fulton County Library Bonds	\$ 239,939	100	\$ 239,939
Fulton County School District	22,385	100	22,385
Fulton County Urban Redevelopment Agency	99,993	100	99,993
DeKalb County	240,628	100	240,628
Municipalities:			
Atlanta	297,585	94.02	280,433
Alpharetta	88,239	100	88,239
Hapeville	10,280	100	10,280
Fairburn	7,980	100	7,980
Johns Creek	39,964	100	39,964
Union City	12,163	100	12,163
Milton	31,383	100	31,383
Roswell	6,915	100	6,915
Fulton-DeKalb Hospital Authority Series 2012	52,735	100	52,735
Atlanta-Fulton County Recreation Authority (Zoo 2007)	4,403	95.52	4,212
South Fulton Regional Jail Authority (Fulton Project)	12,405	100	12,405
East Point Building Authority	40,600	100	40,600
<b>Total Overlapping Debt</b>	<b>\$ 1,207,597</b>		<b>\$ 1,190,254</b>

This schedule depicts the debt obligations imposed by other governments that are, either wholly or in part, within the geographic boundaries of MARTA, and the percent of property within MARTA's boundaries.

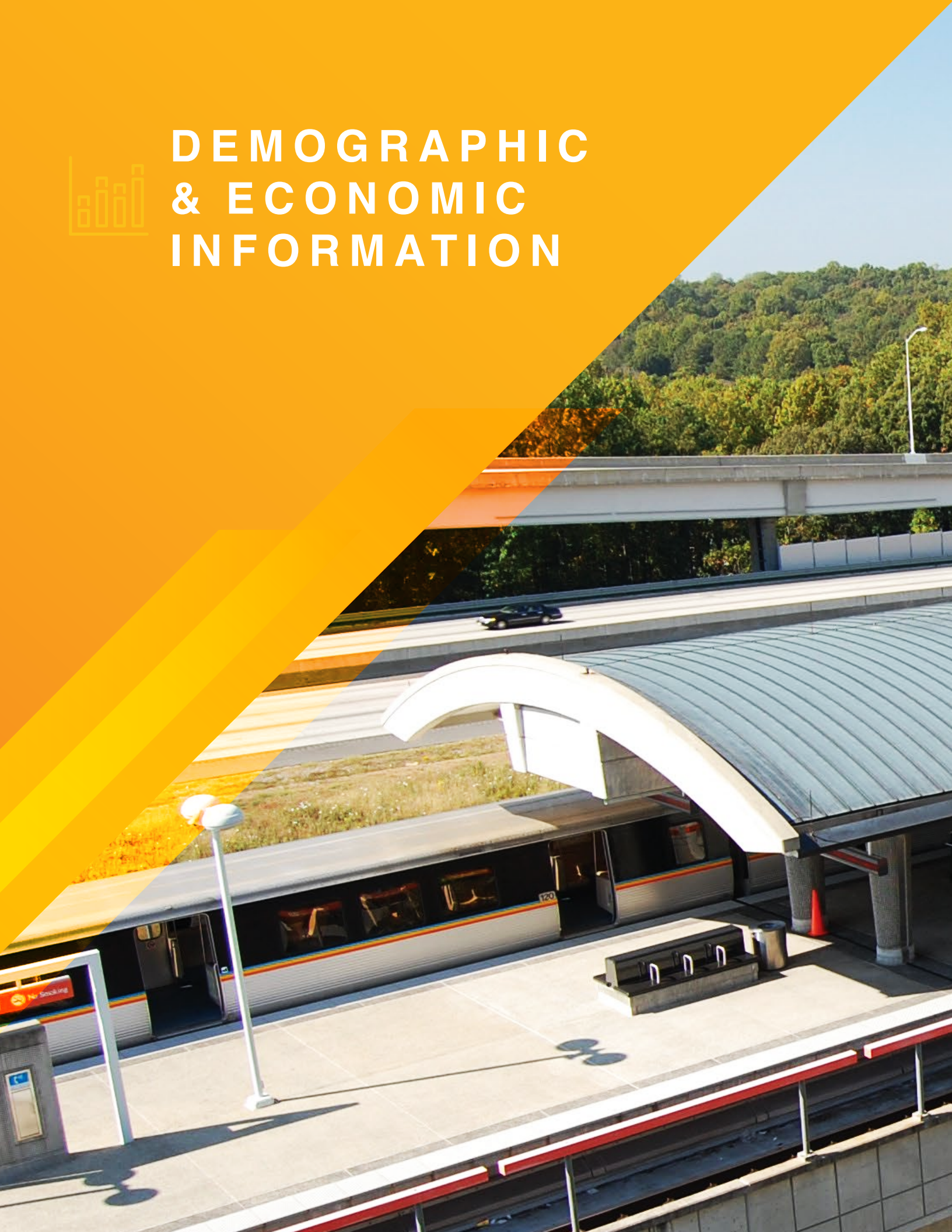
MARTA has no obligation to the other governments for their debt.

Sources: Year Ended December 31, 2019 CAFR for the City of Atlanta, Fulton County, and Dekalb County.

INTENTIONALLY LEFT BLANK



# DEMOGRAPHIC & ECONOMIC INFORMATION



INTENTIONALLY LEFT BLANK

## Trends in Personal Income

Last Ten Fiscal Years  
(Dollars in Thousands)

Calendar Year	PER CAPITA*** Personal Income									
	Clayton County	Fulton County	DeKalb County	Total Service District(1)	% Change Clayton County	% Change Fulton County	% Change DeKalb County	Clay County	Fulton County	DeKalb County
2011	\$ 6,969,372	\$57,492,241	\$29,401,659	\$93,863,272	6.4%	9.2%	9.1%	\$26,536	\$60,495	\$42,126
2012	6,633,794	61,741,749	29,694,392	98,069,935	-4.8	7.4	1.0	24,915	63,134	41,923
2013	6,678,032	60,834,268	30,413,797	97,926,097	0.7	1.5	2.4	25,215	61,778	42,541
2014	7,018,256	63,937,957	31,963,587	102,919,800	5.1	5.1	5.1	26,232	64,174	44,261
2015	7,129,808	70,716,189	31,466,648	109,312,645	1.6	10.6	-1.6	26,025	69,977	42,819
2016	7,466,751	77,713,366	34,026,710	119,206,827	4.7	9.4	8.1	26,702	78,794	45,522
2017	7,698,857	83,820,696	36,519,269	128,038,822	1.3	6.2	6.7	27,058	80,683	48,557
2018*	8,115,041	88,614,889	38,486,781	135,216,711	3.6	4.6	4.8	28,020	84,386	50,871
2019**	**	**	**	**	**	**	**	**	**	**
2020**	**	**	**	**	**	**	**	**	**	**

\* Revised per latest update from US Department of commerce BEA dated November 19, 2019

\*\* Not available

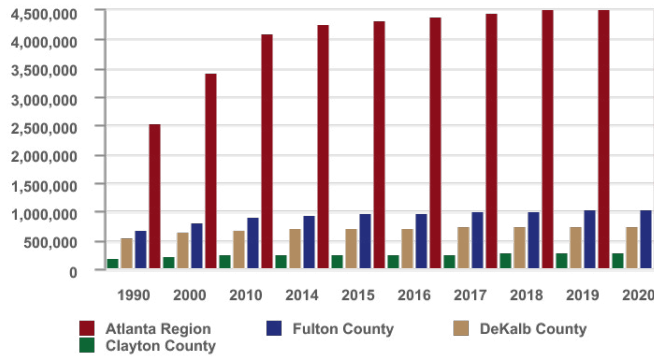
\*\*\* Actual dollar amounts

<sup>(1)</sup>Represents Total Personal Income.

# Population and Employment

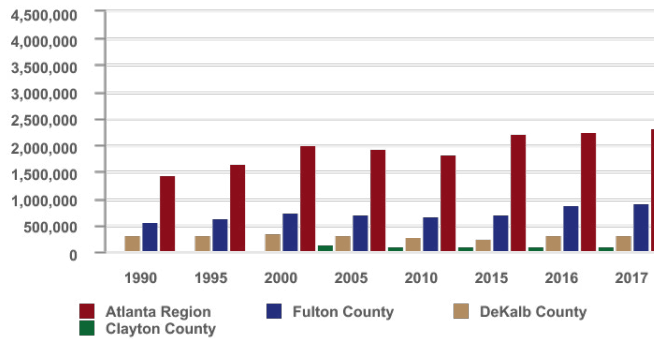
June 30, 2020

## Population Growth Since 1990



Year	Clayton County	Fulton County	DeKalb County	Atlanta Region
1990	184,100	670,800	553,800	2,557,800
2000	236,517	816,006	665,865	3,429,379
2010	259,424	920,581	691,893	4,107,750
2014	264,700	958,100	712,900	4,272,300
2015	266,900	970,400	718,400	4,332,600
2016	270,600	985,700	725,000	4,401,800
2017	275,300	1,002,800	733,900	4,480,100
2018	279,400	1,020,370	744,530	4,555,900
2019	283,900	1,037,070	753,030	4,628,400
2020	288,900	1,049,470	758,230	4,692,000

## Employment Growth Since 1990



Year	Clayton County	Fulton County	DeKalb County	Atlanta Region
1990	*	560,600	318,300	1,426,000
1995	*	616,000	331,800	1,640,000
2000	*	730,900	346,900	1,991,500
2005	126,400	691,100	299,400	1,936,700
2010**	96,940	716,243	278,449	1,915,929
2015**	103,086	851,149	305,210	2,204,705
2016	101,885	878,471	305,034	2,264,095
2017	101,763	901,529	311,653	2,318,700

Source: Atlanta Regional Commission

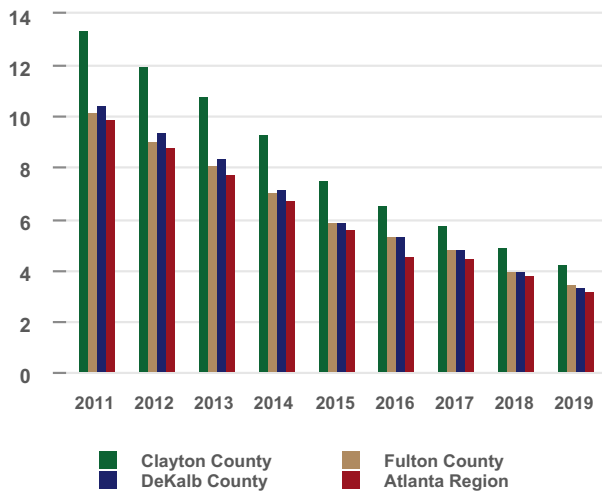
\*Not available

\*\*Revised

# Unemployment Rates

Last Ten Fiscal Years

## Unemployment Rates Since 2011



Year	Clayton County	Fulton County	DeKalb County	Atlanta Region
<b>2011</b>	13.4	10.2	10.5	9.9
<b>2012</b>	12	9.1	9.4	8.8
<b>2013</b>	10.8	8.1	8.4	7.8
<b>2014</b>	9.3	7.1	7.2	6.7
<b>2015</b>	7.5	5.9	5.9	5.6
<b>2016</b>	6.6	5.4	5.4	4.6
<b>2017</b>	5.8	4.8	4.8	4.5
<b>2018</b>	4.9	4	4	3.8
<b>2019*</b>	4.2	3.5	3.4	3.2
<b>2020**</b>	**	**	**	**

\* Revised

\*\* Not Available

Source: U.S. Department of Labor-Bureau of Labor Statistics

## Top Ten Corporate Employers in the Atlanta Region

Current Year and Nine Years Ago

Company	2019			2010		
	Number of Full Time Employees	Rank	Percentage of Total Employment	Number of Full Time Employees	Rank	Percentage of Total Employment
Delta Air Lines, Inc.	34,500	1	1.15%	27,000	1	1.13%
Emory Healthcare, Inc.	32,091	2	1.07	-		
Piedmont Healthcare	17,000	3	0.57	-		
The Home Depot	16,510	4	0.55	9000	4	0.38
Publix Super Markets	16,231	5	0.54	9453	3	0.40
Northside Hospital	16,000	6	0.54	-		
WellStar Health System	14,577	7	0.49	8583	5	0.36
The Kroger Co.	12,906	8	0.43			
AT&T	12,000	9	0.40			
UPS	9,755	10	0.33	6,285	9	0.26
Cox Enterprises, Inc.	8,894		0.30	6,746	7	0.28
Turner Broadcasting System, Inc.	6,000		0.20	6,702	8	0.28
Sun Trust Bank	7,478		0.25	6,917	6	0.29
Wells Fargo & Company	4,350		0.15	5,300	10	0.22
	208,292		6.94	85,986		4.69

Sources: Metro Atlanta Chamber of Commerce, 2020.



# OPERATING INFORMATION



INTENTIONALLY LEFT BLANK



# Transit Service Effort & Accomplishments Per Mile

Last Ten Fiscal Years  
(Vehicle Miles In Thousands)

Fiscal Year	Revenue Vehicle Miles (1)				Operating Expense (2) Per Mile	Operating Expense (2) Per Passenger Mile (1) (3)	Unlinked Passenger Trips Per Mile (1) (3)
	Bus	Rail	Total	% Change			
2011	23,059	18,662	41,721	(15)%	\$ 9.84	\$ 0.57	2.9
2012	22,804	17,661	40,465	(3)	10.17	0.60	3.1
2013	22,743	17,916	40,659	—	9.83	0.59	3.1
2014	22,443	18,086	40,529	—	10.18	0.61	3.2
2015	23,138	22,215	45,353	12	8.82	0.54	2.9
2016	25,181	22,268	47,449	5	9.13	0.59	2.8
2017	26,239	22,334	48,573	2	8.91	0.60	2.6
2018	27,163	22,373	49,536	2	9.73	0.70	2.4
2019	28,122	22,511	50,633	2	10.31	0.75	2.3
2020 <sup>(1)</sup>	28,303	20,431	48,734	(4)	10.44	0.97	1.9

<sup>(1)</sup> Does not include demand response. Impacted by COVID-19.

<sup>(2)</sup> Operating expense excludes depreciation.

<sup>(3)</sup> Unlinked Passenger figures count passengers each time that person boards a transit vehicle from the initial point of origin until he or she reaches a final destination.

## Transit Service Effort and Accomplishments Per Hour

Last Ten Fiscal Years  
(Vehicle Hours In Thousands)

Fiscal Year	Revenue Vehicle Hours <sup>(1)</sup>				Operating Expense <sup>(2)</sup> Per Hour	Operating Expense <sup>(2)</sup> Per Passenger Trip <sup>(1) (3)</sup>	Unlinked Passenger Trips Per Revenue Vehicle Hour <sup>(1) (3)</sup>
	Bus	Rail	Total	% Change			
2011	1,867	709	2,576	13%	\$141.50	\$2.95	54.1
2012	1,877	674	2,551	(1)	161.30	3.06	52.7
2013	1,863	683	2,546	—	136.97	3.09	50.8
2014	1,829	686	2,515	(1)	164.10	3.21	51.1
2015	1,896	836	2,732	9	146.44	2.94	49.8
2016	2,043	838	2,881	5	150.33	3.27	46.1
2017	2,114	840	2,954	3	146.57	3.44	42.6
2018	2,205	841	3,046	3	158.29	4.04	39.2
2019	2,279	845	3,124	3	167.17	4.48	37.3
2020 <sup>(1&amp;2)</sup>	2,323	771	3,094	(1)	164.51	5.43	30.3

<sup>(1)</sup> Does not include demand response impacted by COVID-19.

<sup>(2)</sup> Operating expense excludes depreciation. Impacted by COVID-19

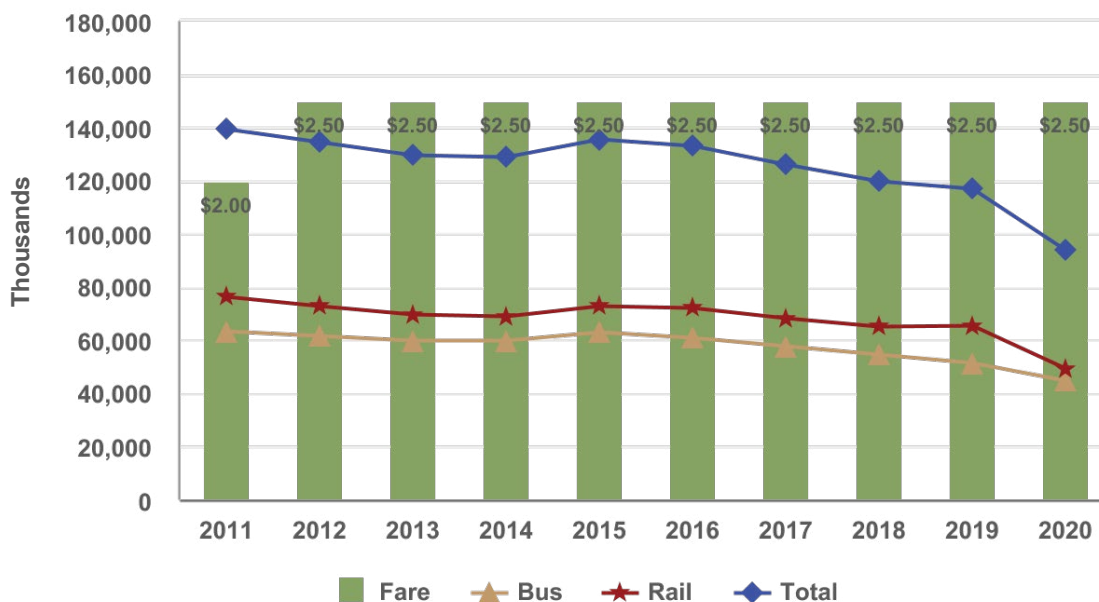
<sup>(3)</sup> Unlinked Passenger figures count passengers each time that person boards a transit vehicle from the initial point of origin until he or she reaches a final destination.

# Unlinked Passenger Changes

Last Ten Fiscal Years  
(In Thousands)  
Unlinked Passenger Count <sup>(1)</sup>

Fiscal Year	Bus <sup>(1)</sup>	% Change	Rail <sup>(1)</sup>	% Change	Total <sup>(1)</sup>	% Change
2011	63,105	7.2%	76,228	1.9%	139,333	4.4%
2012	61,597	(2.4)	72,711	(4.6)	134,308	(3.6)
2013	59,690	(3.1)	69,630	(4.2)	129,320	(3.7)
2014	59,778	0.1	68,762	(1.2)	128,540	(0.6)
2015	62,869	5.2	72,537	5.5	135,406	5.3
2016	60,779	(3.3)	71,945	(0.8)	132,724	(2.0)
2017	57,460	(5.5)	68,281	(5.1)	125,741	(5.3)
2018	54,355	(5.4)	65,087	(4.7)	119,442	(5.0)
2019	51,448	(5.3)	65,217	0.2	116,665	(2.3)
2020 <sup>(1)</sup>	44,638	(13.2)	49,031	(24.8)	93,669	(19.7)

Relationship of Fare Changes to Linked Passenger Counts

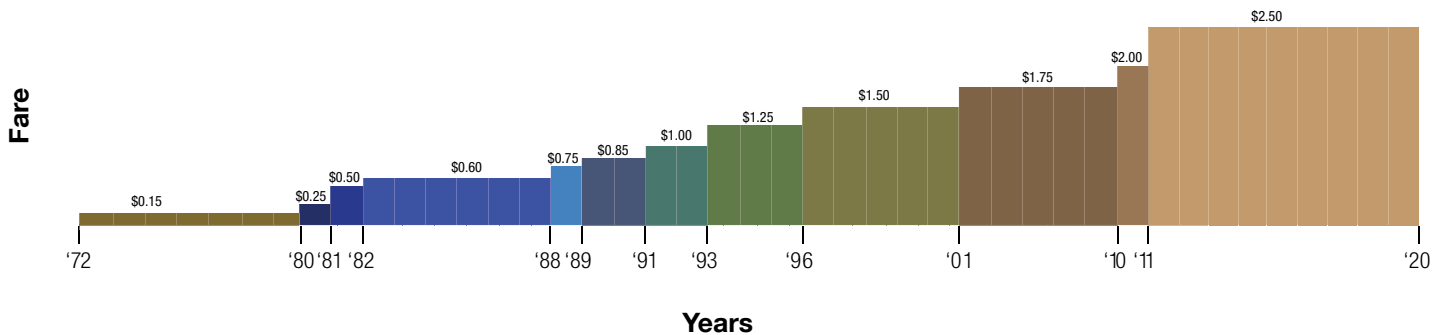


(1) Unlinked passenger count is any transit vehicle passenger boarding, whether it is the first boarding of an origin-to-destination journey or a subsequent transfer. Ridership decrease is due to the impact of COVID-19.

# Fare Structure

For the Fiscal Year Ended June 30, 2020

<b>Regular Fare</b>	Discounted Mobility Service (unlimited travel for 30 days on Breeze Card)	<b>\$128.00</b>
Single Trip (stored on Breeze Card or Breeze Ticket)	<b>\$2.50</b>	
<b>Round Trip-including transfers(stored on Breeze Card or Breeze Ticket)</b>	<b>\$5.00</b>	
Ten(10) single trips(10 trips on Breeze Card or Breeze Ticket)	<b>\$25.00</b>	No charge
<hr/>		
<b>Discounted Fare</b>	<b>Student Programs</b>	
Twenty (20) single trips (20 trips stored on one Breeze Card or Breeze Ticket)	K-12 Program (Grade School and High School students K-12, Monday through Friday)	<b>\$14.40</b>
30 day pass (unlimited travel for 30 consecutive days, all regular service)	Ten(10) trip pass (to/from school), all regular school	<b>\$95.00</b>
7 day pass (unlimited travel for 7 consecutive days, all regular service)		
Day passes (unlimited travel for consecutive days, all regular service). Price per day:	<b>\$23.75 University Pass (U-Pass) Program</b>	
1 day: <b>\$9.00</b>	Monthly discount program for college or university students and staff	Students: <b>\$68.50</b>
2 day: <b>\$14.00</b>		Faculty/ Staff: <b>\$83.80</b>
3 day: <b>\$16.00</b>	<b>Convention and Visitors Pass</b>	
4 day: <b>\$19.00</b>	For groups of 15 or more, ordered a minimum of 20 days in advance. Price per day:	1 day: <b>\$9.00</b>
		2 day: <b>\$14.00</b>
		3 day: <b>\$16.00</b>
		4 day: <b>\$19.00</b>
		7 day: <b>\$23.75</b>
		30 day: <b>\$95.00</b>
<hr/>		
Atlanta Streetcar		
One Way Trip (ADULT)		
Child (Up to 2 children, 46" & under w/paid adult)*		
One Day Pass and older and disabled customers using regular service)	<b>\$1.00</b>	
Mobility Service (Demand response for certified customers)	<b>\$4.00</b>	
Personal care attendant may ride free (if required)		
Discounted Mobility Service (20 single trips)	<b>\$68.00</b>	



## Vehicles Operated in Maximum Service

Last Ten Fiscal Years

Fiscal Year	Bus	Rail	Total <sup>(1)</sup>
2011	490	188	678
2012	443	182	625
2013	446	182	628
2014	444	180	624
2015	450	180	630
2016	453	180	633
2017	466	206	672
2018	465	196	661
2019	448	178	626
2020 <sup>(1)</sup>	425	178	603

<sup>(1)</sup>Does not include demand response. The total vehicles operated in maximum service were impacted by COVID-19.

# Number of Employees

Last Ten Fiscal Years

<b>Fiscal Year</b>	<b>Full-Time</b>	<b>Part-Time</b>	<b>Total</b>
<b>2011</b>	4,223	206	4,429
<b>2012</b>	4,275	222	4,497
<b>2013</b>	4,234	186	4,420
<b>2014</b>	4,356	191	4,547
<b>2015</b>	4,317	208	4,525
<b>2016</b>	4,356	288	4,644
<b>2017</b>	4,249	264	4,513
<b>2018</b>	3,940	212	4,152
<b>2019</b>	4,319	118	4,437
<b>2020</b>	4,238	251	4,489

**Note:** A full-time employee is scheduled to work 260 days per year (365 minus two days off per week). At eight hours per day, 2,080 hours are scheduled per year (including Paid Time Off). Full-Time equivalent employment is calculated by dividing total labor hours by 2,080.

# Miscellaneous Statistical Data

Last Ten Fiscal Years

	2020	2019	2018	2017	2016	2015	2014	2013	2012	2011
Population served	1,626,211	1,618,865	2,079,829	1,967,468	2,019,388	1,986,022	1,697,633	1,684,862	1,649,492	1,619,099
Size of area served (in square miles)	597	592	567	567	567	515	485	467	483	483
Number of Bus Routes	44	110	108	100	100	97	92	91	92	92
Annual Bus Passenger Miles (in millions) (Excludes Paratransit/Demand Response)	196.1	244	246	251	259	257	233	231	228	236
Miles of Bus Route	1,805	1,775	1,741	1,600	1,659	1,636	1,449	1,439	1,445	1,435
-Average On Time Performance	77.1 %	77.1 %	78.6 %	78.5 %	78.8 %	79.6 %	77.6 %	76.4 %	74.6 %	72.1 %
Miles of Rail Route	48	48	51	48	48	48	48	48	48	48
-Average On Time Performance	97.8 %	96.8 %	97.1 %	98.0 %	96.6 %	96.2 %	96.4 %	97.5 %	97.8 %	97.6 %
Annual Rail Passenger Miles (in millions)	330.2	449.0	449.9	468.8	477.3	472.8	444.9	444.0	463.2	487.6
Number of Rail Stations	38	38	38	38	38	38	38	38	38	38
Number of Bus Stop Locations	9,035	9,088	9,193	9,136	9,210	8,941	8,885	8,954	8,913	8,700
Number of Bus Park And Ride Facilities	8	8	7	7	7	6	6	9	8	8
Number of Bus Shelters	790	698	681	652	754	741	738	791	791	772
Bus Passenger Parking Capacity	2,981	2,981	3,053	2,843	2,807	2,750	2,691	2,686	2,744	2,711
Rail Passenger Parking Capacity	22,057	20,947	20,300	21,200	21,645	21,992	21,420	22,554	21,607	21,677
No. of Buses in Active Fleet	538	594	555	550	569	565	531	528	531	531
-Average Vehicle Age (in years)	4.0	5.4	5.4	6.4	5.4	4.4	6.5	8.6	7.6	6.6
No. of Mobility Vehicles in Active Fleet	242	208	211	210	211	198	187	171	172	172
-Average Vehicle Age (in years)	2.0	2.6	3.8	2.9	1.9	1.9	3.6	5.2	4.2	3.2
No. of Rapid Rail Vehicles in Active Fleet	250	290	306	316	336	336	336	336	338	338
-Average Vehicle Age (in years)	31.0	29.6	28.6	27.6	27.6	26.6	25.6	24.6	23.6	22.6
No. of Streetcars*	4	4	—	—	—	—	—	—	—	—
-Average Vehicle Age (in years)	5.0	4.1	—	—	—	—	—	—	—	—
Annual Mobility Vehicle Miles (in millions)	8.7	10.4	10.0	9.3	8.5	8.2	7.7	7.7	8.4	7.3
Investment In Property and Equipment (in billions)	\$ 7,955	\$ 7,685	\$ 7,397	\$ 7,166	\$ 7,030	\$ 6,941	\$ 6,781	\$ 6,560	\$ 6,440	\$ 6,297

\* In FY 2019 MARTA assumed the ownership and operation of the streetcars.

INTENTIONALLY LEFT BLANK





# SINGLE AUDIT



INTENTIONALLY LEFT BLANK

INDEPENDENT AUDITOR'S REPORT ON INTERNAL CONTROL  
OVER FINANCIAL REPORTING AND ON COMPLIANCE AND OTHER MATTERS  
BASED ON AN AUDIT OF FINANCIAL STATEMENTS PERFORMED  
IN ACCORDANCE WITH GOVERNMENT AUDITING STANDARDS

Board of Directors  
Metropolitan Atlanta Rapid Transit Authority  
Atlanta, Georgia

We have audited, in accordance with the auditing standards generally accepted in the United States of America and the standards applicable to financial audits contained in *Government Auditing Standards* issued by the Comptroller General of the United States, the financial statements of Metropolitan Atlanta Rapid Transit Authority (MARTA), as of and for the year ended June 30, 2020, and the related notes to the financial statements, which collectively comprise MARTA's basic financial statements, and have issued our report thereon dated November 20, 2020.

#### Internal Control Over Financial Reporting

In planning and performing our audit of the financial statements, we considered MARTA's internal control over financial reporting (internal control) as a basis for designing the audit procedures that are appropriate in the circumstances for the purpose of expressing our opinion on the financial statements, but not for the purpose of expressing an opinion on the effectiveness of MARTA's internal control. Accordingly, we do not express an opinion on the effectiveness of MARTA's internal control.

A *deficiency in internal control* exists when the design or operation of a control does not allow management or employees, in the normal course of performing their assigned functions, to prevent, or detect and correct, misstatements on a timely basis. A *material weakness* is a deficiency, or a combination of deficiencies, in internal control, such that there is a reasonable possibility that a material misstatement of the entity's financial statements will not be prevented, or detected and corrected on a timely basis. A *significant deficiency* is a deficiency, or a combination of deficiencies, in internal control that is less severe than a material weakness, yet important enough to merit attention by those charged with governance.

Our consideration of internal control was for the limited purpose described in the first paragraph of this section and was not designed to identify all deficiencies in internal control that might be material weaknesses or significant deficiencies and therefore material weaknesses or significant deficiencies may exist that were not identified. Given these limitations, during our audit we did not identify any deficiencies in internal control that we consider to be material weaknesses. We did identify a certain deficiency in internal control, described in the accompanying schedule of findings and questioned costs that we consider to be a significant deficiency. (Finding 2020-001)

---

(Continued)

## Compliance and Other Matters

As part of obtaining reasonable assurance about whether MARTA's financial statements are free from material misstatement, we performed tests of its compliance with certain provisions of laws, regulations, contracts, and grant agreements, noncompliance with which could have a direct and material effect on the financial statements. However, providing an opinion on compliance with those provisions was not an objective of our audit, and accordingly, we do not express such an opinion. The results of our tests disclosed no instances of noncompliance or other matters that are required to be reported under *Government Auditing Standards*.

### MARTA's Response to the Finding

MARTA's response to the finding identified in our audit is described in the accompanying schedule of findings and questioned costs. MARTA's response was not subjected to the auditing procedures applied in the audit of the financial statements and, accordingly, we express no opinion on it.

### Purpose of this Report

The purpose of this report is solely to describe the scope of our testing of internal control and compliance and the results of that testing, and not to provide an opinion on the effectiveness of the entity's internal control or on compliance. This report is an integral part of an audit performed in accordance with *Government Auditing Standards* in considering the entity's internal control and compliance. Accordingly, this communication is not suitable for any other purpose.

*Crowe LLP*  
Crowe LLP

Atlanta, Georgia  
November 20, 2020

INDEPENDENT AUDITOR'S REPORT ON COMPLIANCE FOR EACH MAJOR FEDERAL PROGRAM; REPORT ON INTERNAL CONTROL OVER COMPLIANCE; AND REPORT ON THE SCHEDULE OF EXPENDITURES OF FEDERAL AWARDS REQUIRED BY THE UNIFORM GUIDANCE

Board of Directors  
Metropolitan Atlanta Rapid Transit Authority  
Atlanta, Georgia

**Report on Compliance for Each Major Federal Program**

We have audited Metropolitan Atlanta Rapid Transit Authority's (MARTA's) compliance with the types of compliance requirements described in the *OMB Compliance Supplement* that could have a direct and material effect on each of MARTA's major federal programs for the year ended June 30, 2020. MARTA's major federal programs are identified in the summary of auditor's results section of the accompanying schedule of findings and questioned costs.

***Management's Responsibility***

Management is responsible for compliance with federal statutes, regulations, and the terms and conditions of its federal awards applicable to its federal programs.

***Auditor's Responsibility***

Our responsibility is to express an opinion on compliance for each of MARTA's major federal programs based on our audit of the types of compliance requirements referred to above. We conducted our audit of compliance in accordance with auditing standards generally accepted in the United States of America; the standards applicable to financial audits contained in *Government Auditing Standards*, issued by the Comptroller General of the United States; and the audit requirements of Title 2 U.S. *Code of Federal Regulations* Part 200, *Uniform Administrative Requirements, Cost Principles, and Audit Requirements for Federal Awards* (Uniform Guidance). Those standards and the Uniform Guidance require that we plan and perform the audit to obtain reasonable assurance about whether noncompliance with the types of compliance requirements referred to above that could have a direct and material effect on a major federal program occurred. An audit includes examining, on a test basis, evidence about MARTA's compliance with those requirements and performing such other procedures as we considered necessary in the circumstances.

We believe that our audit provides a reasonable basis for our opinion on compliance for each major federal program. However, our audit does not provide a legal determination of MARTA's compliance.

***Opinion on Each Major Federal Program***

In our opinion, MARTA complied, in all material respects, with the types of compliance requirements referred to above that could have a direct and material effect on each of its major federal programs for the year ended June 30, 2020.

---

(Continued)

## Report on Internal Control Over Compliance

Management of MARTA is responsible for establishing and maintaining effective internal control over compliance with the types of compliance requirements referred to above. In planning and performing our audit of compliance, we considered MARTA's internal control over compliance with the types of requirements that could have a direct and material effect on each major federal program to determine the auditing procedures that are appropriate in the circumstances for the purpose of expressing an opinion on compliance for each major federal program and to test and report on internal control over compliance in accordance with the Uniform Guidance, but not for the purpose of expressing an opinion on the effectiveness of internal control over compliance. Accordingly, we do not express an opinion on the effectiveness of MARTA's internal control over compliance.

*A deficiency in internal control over compliance* exists when the design or operation of a control over compliance does not allow management or employees, in the normal course of performing their assigned functions, to prevent, or detect and correct, noncompliance with a type of compliance requirement of a federal program on a timely basis. *A material weakness in internal control over compliance* is a deficiency, or combination of deficiencies, in internal control over compliance, such that there is a reasonable possibility that material noncompliance with a type of compliance requirement of a federal program will not be prevented, or detected and corrected, on a timely basis. *A significant deficiency in internal control over compliance* is a deficiency, or a combination of deficiencies, in internal control over compliance with a type of compliance requirement of a federal program that is less severe than a material weakness in internal control over compliance, yet important enough to merit attention by those charged with governance.

Our consideration of internal control over compliance was for the limited purpose described in the first paragraph of this section and was not designed to identify all deficiencies in internal control over compliance that might be material weaknesses or significant deficiencies. We did not identify any deficiencies in internal control over compliance that we consider to be material weaknesses. However, material weaknesses may exist that have not been identified.

The purpose of this report on internal control over compliance is solely to describe the scope of our testing of internal control over compliance and the results of that testing based on the requirements of the Uniform Guidance. Accordingly, this report is not suitable for any other purpose.

## Report on Schedule of Expenditures of Federal Awards Required by the Uniform Guidance

We have audited the financial statements of MARTA as of and for the year ended June 30, 2020, and the related notes to the financial statements, which collectively comprise MARTA's basic financial statements. We issued our report thereon dated November 20, 2020, which contained an unmodified opinion on those financial statements. Our audit was conducted for the purpose of forming an opinion on the financial statements that collectively comprise the basic financial statements. The accompanying schedule of expenditures of federal awards is presented for purposes of additional analysis as required by the Uniform Guidance and is not a required part of the basic financial statements. Such information is the responsibility of management and was derived from and relates directly to the underlying accounting and other records used to prepare the basic financial statements. The information has been subjected to the auditing procedures applied in the audit of the financial statements and certain additional procedures, including comparing and reconciling such information directly to the underlying accounting and other records used to prepare the basic financial statements or to the basic financial statements themselves, and other additional procedures in accordance with auditing standards generally accepted in the United States of America. In our opinion, the schedule of expenditures of federal awards is fairly stated in all material respects in relation to the basic financial statements as a whole.

*Crowe LLP*

Crowe LLP

Atlanta, Georgia  
November 20, 2020

METROPOLITAN ATLANTA RAPID TRANSIT AUTHORITY  
SCHEDULE OF EXPENDITURES OF FEDERAL AWARDS  
For The Year Ended June 30, 2020

Program Description	Federal CFDA Number	Grant Number	Total Program Award	Federal Expenditures	Passed Through to Subrecipients
U.S. Department of Transportation					
Federal Transit Cluster:					
General capital assistance					
Federal transit capital improvement grants					
Capital improvement	20.500	GA-2016-007	\$ 2,000,000	\$ 102,275	\$ -
Capital improvement	20.500	GA-03-0082	1,820,389	228,168	228,168
Capital improvement	20.500	GA-05-0036	93,747,462	2,106	-
Capital improvement	20.500	GA-04-0031	<u>66,539,000</u>	<u>254,379</u>	-
Subtotal CFDA 20.500			<u>164,106,851</u>	<u>586,928</u>	<u>228,168</u>
Federal transit formula grants (urbanized area formula program)					
Capital assistance	20.507	GA-95-X027	54,000,000	3,935,037	-
Capital assistance	20.507	GA-95-X335	41,591,969	301,200	-
Capital assistance	20.507	GA-90-X234	1,758,200	96,502	-
Capital assistance	20.507	GA-90-X350	53,464,569	155,374	-
Capital assistance	20.507	GA-95-X031	1,025,000	200,777	200,777
Capital assistance	20.507	GA-2017-020	7,874,313	515,000	-
Capital assistance	20.507	GA-2018-022	16,564,560	1,700,462	-
Capital assistance	20.507	GA-2019-013	<u>5,000,000</u>	<u>4,000,000</u>	-
Subtotal CFDA 20.507 - capital			181,278,181	10,904,352	200,777
Capital assistance	20.525	GA-54-0001	119,633,750	2,485,485	-
Capital assistance	20.525	GA-2016-013	38,312,500	778,178	-
Capital assistance	20.525	GA-2017-032	<u>59,730,485</u>	<u>5,160,833</u>	-
Subtotal CFDA 20.525 – capital			217,676,735	8,424,496	-
Capital assistance	20.526	GA-2019-017	<u>10,574,000</u>	<u>1,639,346</u>	-
Subtotal			<u>409,529,346</u>	<u>20,968,194</u>	<u>200,777</u>
General operating assistance					
Operating (Formula grant)	20.507	GA-90-X305	43,973,521	237,456	-
Operating (Formula grant)	20.507	GA-90-X328	53,055,328	155,038	-
Operating (Formula grant)	20.507	GA-2017-021	65,224,624	1,009,450	-
Operating (Formula grant)	20.507	GA-2016-016	63,600,000	602,255	-
Operating (Formula grant)	20.507	GA-2018-017	35,903,804	1,586,515	-
Operating (Formula grant)	20.507	GA-2019-014	31,905,994	25,392,201	-
Operating (Formula grant)	20.507	GA-2019-016	10,500,000	8,400,000	-
Operating (Formula grant)	20.507	GA-2020-014	112,706,360	26,164,238	-
COVID-19 – Formula grant	20.507	GA-2020-011	<u>298,641,024</u>	<u>82,669,978</u>	-
Subtotal CFDA 20.507 - operating			715,510,655	146,217,131	-
Operating (Formula grant)	20.525	GA-2020-014	122,763,041	43,078,695	-
Operating (Formula grant)	20.525	GA-2019-020	<u>91,620,534</u>	<u>68,865,232</u>	-
Subtotal CFDA 20.525 - operating			<u>214,383,575</u>	<u>111,943,927</u>	-
Subtotal			<u>929,894,230</u>	<u>258,161,058</u>	-
Total Federal Transit Cluster			<u>1,503,530,427</u>	<u>279,716,180</u>	<u>428,945</u>
Highway Planning and Construction Cluster:					
Capital assistance	20.205	GA-90-X130	40,348,000	6,924,573	-
Capital assistance	20.205	GA-90-X159	<u>5,400,000</u>	<u>827,622</u>	-
Total Highway Planning and Construction Cluster			<u>45,748,000</u>	<u>7,752,195</u>	-

METROPOLITAN ATLANTA RAPID TRANSIT AUTHORITY  
 SCHEDULE OF EXPENDITURES OF FEDERAL AWARDS  
 For The Year Ended June 30, 2020

<u>Program Description</u>	<u>Federal CFDA Number</u>	<u>Grant Number</u>	<u>Total Program Award</u>	<u>Federal Expenditures</u>	<u>Passed Through to Subrecipients</u>
Public Transportation Research, Technical Assistance, and Training:					
Capital Assistance	20.514	GA-26-7015	\$ 4,704,294	\$ 202,192	\$ -
Capital Assistance	20.514	GA-2016-025	<u>5,543,745</u>	<u>662,200</u>	<u>-</u>
Total Public Transportation Research, Technical Assistance, and Training			<u>10,248,039</u>	<u>864,392</u>	<u>-</u>
Transit Services Program Cluster:					
Capital assistance	20.521	GA-57-X002	5,331,033	183,662	183,662
Capital assistance	20.521	GA-57-X015	<u>1,107,164</u>	<u>92,039</u>	<u>92,039</u>
Total Transit Services Program Cluster			<u>6,438,197</u>	<u>275,701</u>	<u>275,701</u>
Total U.S. Department of Transportation			<u>1,565,964,663</u>	<u>288,608,468</u>	<u>704,646</u>
U.S. Department of Homeland Security:					
Rail and Transit Security:					
Capital assistance	97.075	EMW2019RA00013	326,364	77,227	-
Capital assistance	97.075	EMW2019RA00013	<u>1,000,000</u>	<u>639,251</u>	<u>-</u>
Subtotal CFDA 97.075			1,326,364	716,478	-
National Explosives Detection Canine Team Program:					
Capital assistance	97.072	15H-NCP443	750,000	418,291	-
Capital assistance	97.072	15HCP443	<u>3,232,000</u>	<u>8,750</u>	<u>-</u>
Subtotal CFDA 97.072			3,982,000	427,041	-
Homeland Security Grant Program:					
Capital assistance	97.067	EMW2018SS00067S	30,491	30,491	-
Capital assistance	97.067	EMW2017SS0015U	<u>330,000</u>	<u>327,756</u>	<u>-</u>
Subtotal CFDA 97.067			360,491	358,247	-
Total U.S. Department of Homeland Security Grants			<u>5,668,855</u>	<u>1,501,766</u>	<u>-</u>
Local Food Promotion Program Grants:					
Capital assistance	10.172	FY17 USDA	<u>700,000</u>	<u>127,968</u>	<u>127,968</u>
Total Federal Awards			<u>\$1,572,333,518</u>	<u>\$290,238,202</u>	<u>\$ 832,614</u>

**Subtotals of Multiple Awards**

<u>Program Description</u>	<u>Federal CFDA Number</u>	<u>Federal Expenditures</u>
Federal Transit Grants	20.507	157,121,483
State of Good Repair Grants	20.525	120,368,423



METROPOLITAN ATLANTA RAPID TRANSIT AUTHORITY  
NOTES TO THE SCHEDULE OF EXPENDITURES OF FEDERAL AWARDS  
For The Year Ended June 30, 2020

---

**NOTE 1 - REPORTING ENTITY**

The Schedule of Expenditure of Federal Awards (the Schedule) includes expenditures of federal awards for the Metropolitan Atlanta Rapid Transit Authority (MARTA) as disclosed in the notes to the basic financial statements for the year ended June 30, 2020. The information in this Schedule is presented in accordance with the requirements of Title 2 U.S. Code of Federal Regulations Part 200, Uniform Administrative Requirements, Cost Principles, and Audit Requirements for Federal Awards (Uniform Guidance). Because the Schedule presents only a selected portion of the operations of MARTA, it is not intended to and does not present the financial position, changes in net position, or cash flows of MARTA.

**NOTE 2 - BASIS OF ACCOUNTING**

Basis of accounting refers to when revenues and expenditures or expenses are recognized in the accounts and reported in the financial statements, regardless of the measurement focus applied. All proprietary funds are accounted for using the accrual basis of accounting. Expenditures of Federal Awards reported on the Schedule are recognized when incurred.

MARTA has elected not to use the 10-percent de minimis indirect cost rate as allowed under the Uniform Guidance.

Such expenditures are recognized following, as applicable, either the cost principles in OMB Circular A-87, *Cost Principles for State, Local, and Indian Tribal Governments* or the cost principles contained in Title 2 U.S. Code of Federal Regulations Part 200, *Uniform Administrative Requirements, Cost Principles, and Audit Requirements for Federal Awards*, wherein certain types of expenditures are not allowable or are limited as to reimbursement.

**NOTE 3 – MATCHING FUNDS**

MARTA enters into grant agreements with federal agencies to fund various projects. Many of these agreements require MARTA to match a portion of the federal funding with non-federal funds, such as the local funds, which comes from the dedicated 1% local MARTA retail sales and use tax funds collected in DeKalb, Fulton and Clayton counties and the City of Atlanta, and also from the sale of associated sales tax revenue bonds, as required.

**NOTE 4 – IMPACT OF NEW ACCOUNTING PRONOUNCEMENT**

With the release of Government Accounting Standards Board (GASB) Implementation Guide 2019-01, *Implementation Guidance Update – 2019*, management changed their method of accounting for recognition of non-exchange revenue. Expenditure driven grant provisions are determined to be a stipulation that is considered to be an eligibility requirement and as such, revenue cannot be recognized until the agreement has been executed. As a result, \$82,478,461 of federal grants that were previously reported on the schedule of expenditure of federal awards for the year ending June 30, 2019 are included again on the schedule of expenditure of federal awards for the year ending June 30, 2020 since the corresponding grant revenue is now being recognized as federal revenue in fiscal year 2020 under the newly adopted accounting principle. These \$82,478,461 of expenditures were incurred in fiscal year 2019.

METROPOLITAN ATLANTA RAPID TRANSIT AUTHORITY  
 SCHEDULE OF FINDINGS AND QUESTIONED COSTS  
 For The Year Ended June 30, 2020

**SECTION I - SUMMARY OF AUDITOR'S RESULTS**

***Financial Statements***

Type of auditor's report issued on whether the financial statements audited were prepared in accordance with GAAP:

Unmodified

Internal control over financial reporting:  
 Material weakness(es) identified? \_\_\_\_\_ Yes  No   
 Significant deficiency(ies) identified? \_\_\_\_\_ Yes  None reported   
 Noncompliance material to financial statements noted? \_\_\_\_\_ Yes  No

***Federal Awards***

Internal control over major programs:  
 Material weakness(es) identified? \_\_\_\_\_ Yes  No   
 Significant deficiency(ies) identified? \_\_\_\_\_ Yes  None reported

Type of auditors' report issued on compliance for major programs:

Unmodified

Any audit findings disclosed that are required to be Reported in accordance with 2 CFR 200.516(a)? \_\_\_\_\_ Yes  No

Identification of major programs:

<u>CFDA Number</u>	<u>Name of Federal Program of Cluster</u>
20.500 / 20.507 / 20.525 / 20.526	Federal Transit Cluster
20.205	Highway Planning & Construction Cluster

Dollar threshold used to distinguish between type A and type B programs: \$ 3,000,000

Auditee qualified as low-risk auditee? \_\_\_\_\_ Yes  No

METROPOLITAN ATLANTA RAPID TRANSIT AUTHORITY  
SCHEDULE OF FINDINGS AND QUESTIONED COSTS  
For The Year Ended June 30, 2020

---

**SECTION II - FINANCIAL STATEMENT FINDINGS**

**2020-001 – Capital Lease Transaction (Significant Deficiency)**

Criteria: Management is responsible for having internal controls in place to provide appropriate and reliable financial reports, to select and apply appropriate accounting principles, and to ensure that all financial transactions are properly accounted for.

Condition: During fiscal year 2018, MARTA entered into a master lease purchase agreement with Pinnacle Public Finance (Pinnacle). At that time Pinnacle deposited approximately \$36 million into an escrow account in MARTA's name and correspondingly, MARTA became obligated to provide future capital lease payments. No transactions were recorded in MARTA's financial statements until October 2019 when the first capital lease payment became due.

Context: The transaction was recorded during the current fiscal year and as a result the current year change in net position is overstated by approximately \$1 million due to interest income that was earned in fiscal year 2018 and 2019, but not recorded until fiscal year 2020. The audit adjustment posted in the current fiscal year increased the escrow cash account by approximately \$14.6 million, interest income by \$1.3 million, and construction in progress by \$22.9 million, and decreased depreciable capital assets by \$34.8 million and depreciation expense by \$1.4 million. The effect on the fiscal year 2020 beginning net position was deemed immaterial.

As a result of the audit adjustment, the fiscal year 2020 ending balances (after \$1.9 million of capital lease payments were made by MARTA during the current fiscal year) were escrow cash of \$14.6 million, capital lease liability of \$37.1 million, construction in progress and capitalized interest of \$25.7 million, and interest income of \$1.3 million (of which, \$323,000 was earned in the current fiscal year).

Effect: The transaction was not recorded at the time the agreement was executed in fiscal year 2018 and did not get recorded until the year ended June 30, 2020.

Cause: It appears that the capital lease transactions was negotiated and discussed primarily at an executive management level and with MARTA's legal counsel, but was never communicated nor was supporting documentation ever provided to the MARTA accounting team or the Director of Accounting. The lack of communication resulted in the transaction not being recorded initially at the time the agreement was executed. Additionally, a MARTA employee was receiving the escrow bank account statements, but did not provide those to the accounting team or the Director of Accounting.

Recommendation: We recommend that all significant financial transactions be communicated and all supporting documentation be provided to the Director of Accounting. We also recommend that all bank or investment statements initially received by employees of MARTA be routed immediately to the Director of Accounting to determine the proper ownership of the account and to record all applicable financial transactions into the accounting system of record.

**SECTION III - FEDERAL AWARD FINDINGS AND QUESTIONED COSTS**

None noted.



METROPOLITAN ATLANTA RAPID TRANSIT AUTHORITY

2424 Piedmont Road, NE  
Atlanta, Georgia 30324-3330

[itsmarta.com](http://itsmarta.com)

404-848-5000

TTY: 404-848-5665

accessible format: 404-848-4037