



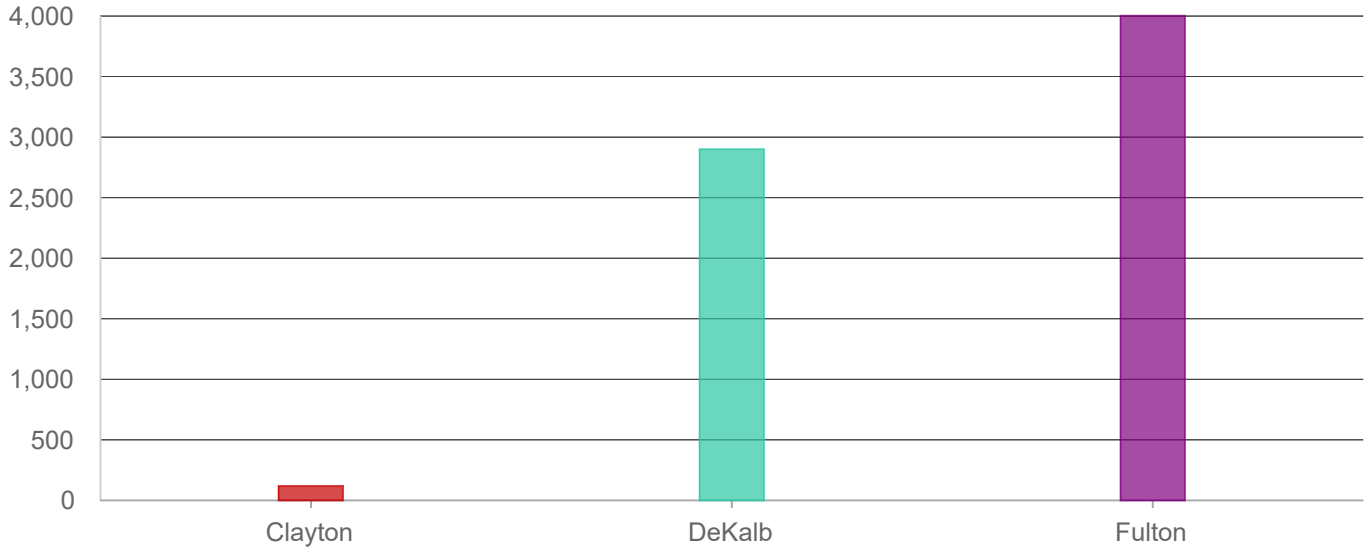
More MARTA Atlanta Program Survey

June - August 2018



More MARTA Atlanta Program Survey

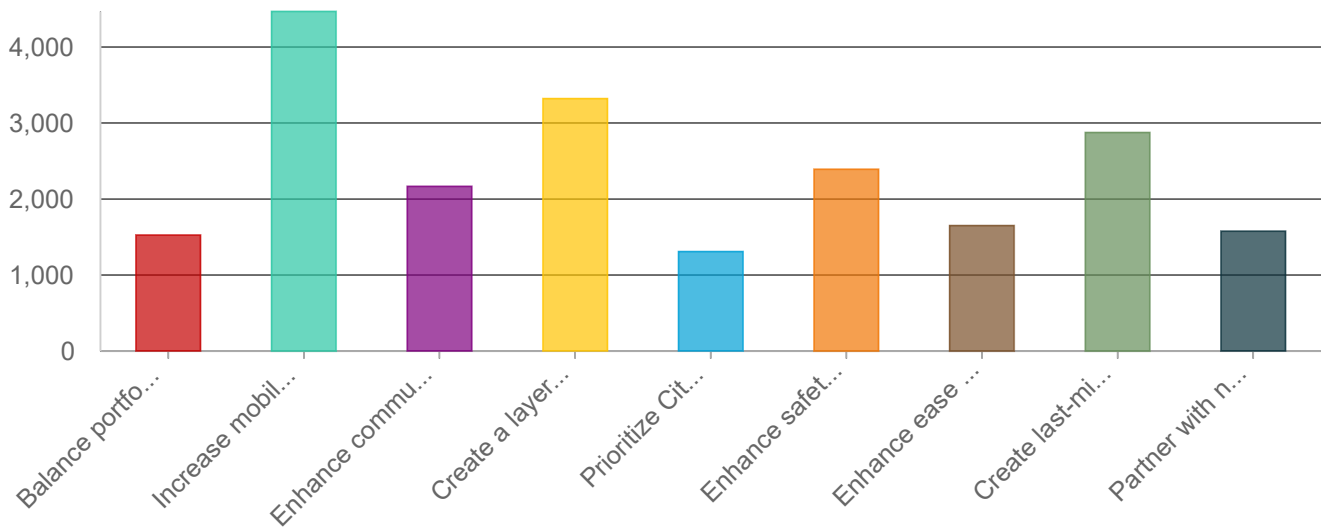
Please select which county you are from. *



Answers	Count	Percentage
Clayton	120	1.71%
DeKalb	2,901	41.30%
Fulton	4,003	56.99%

Answered: 7,024 Skipped: 0

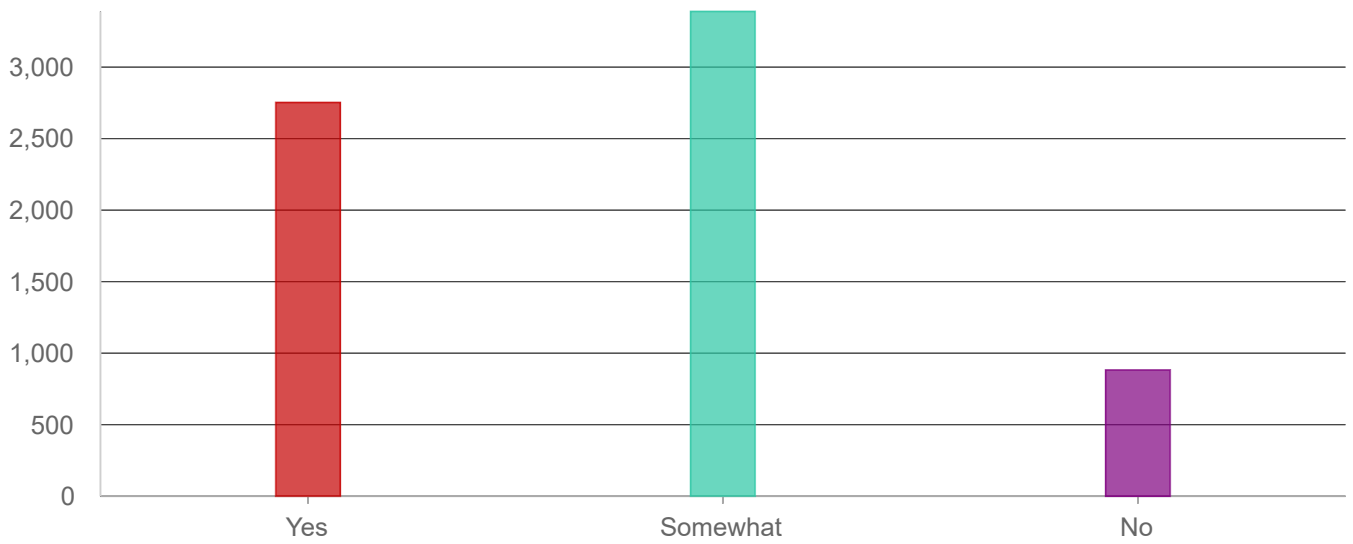
In addition to public input, the MARTA and City of Atlanta team used the following guiding principles to develop ...



Answers	Count	Percentage
Balance portfolio of transit projects, using multiple transportation modes	1,526	21.73%
Increase mobility for workers to and from major job centers	4,467	63.60%
Enhance commute predictability with dedicated and managed lanes, and other technology	2,166	30.84%
Create a layered, integrated transportation network	3,320	47.27%
Prioritize City investments while integrating into regional transit networks	1,307	18.61%
Enhance safety and access to transit centers and MARTA stations	2,392	34.05%
Enhance ease of use and transfers within the network of transit options	1,651	23.51%
Create last-mile connectivity - circulators, multi-use paths, and sidewalks	2,875	40.93%
Partner with neighboring jurisdictions to leverage transit projects	1,577	22.45%

Answered: 7,024 Skipped: 0

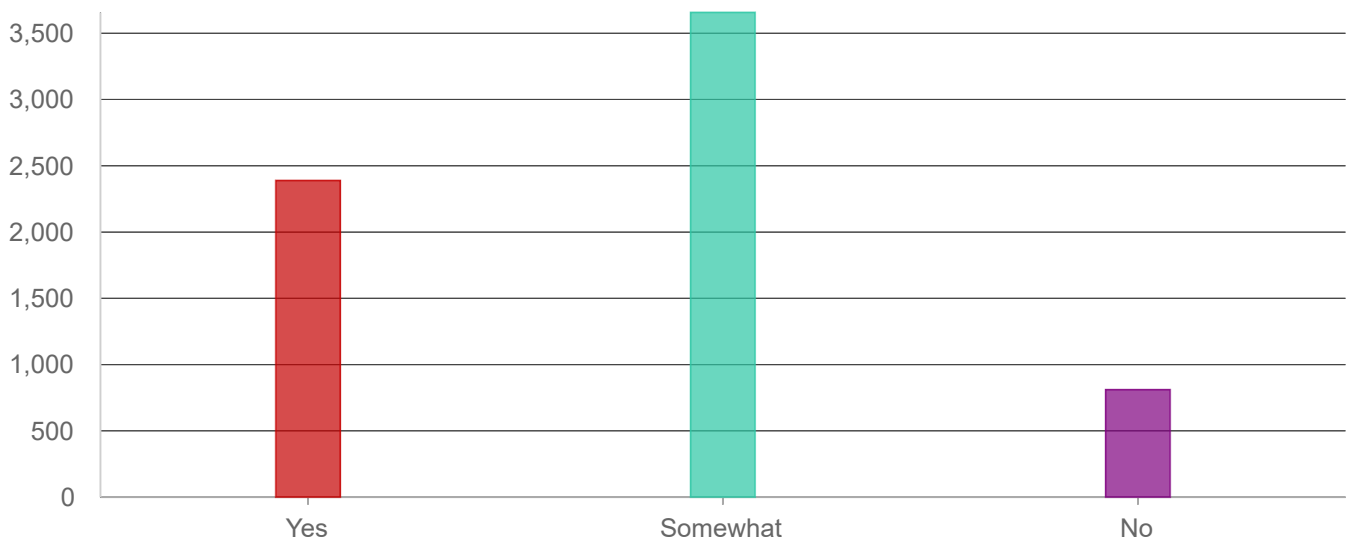
After reviewing the proposed project list, do you feel it addresses your transportation needs? *



Answers	Count	Percentage
Yes	2,752	39.18%
Somewhat	3,389	48.25%
No	883	12.57%

Answered: 7,024 Skipped: 0

After reviewing the proposed project list, do you feel it addresses Atlanta's transportation needs?

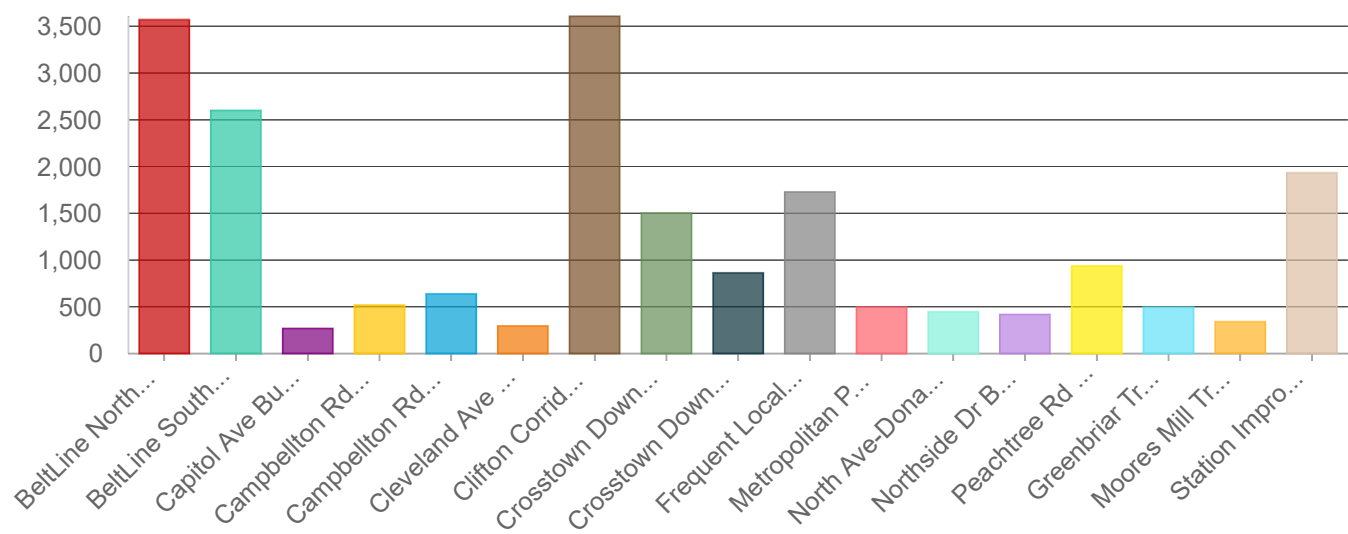


Answers	Count	Percentage
---------	-------	------------

Answers	Count	Percentage
Yes	2,389	34.01%
Somewhat	3,657	52.06%
No	811	11.55%

Answered: 6,857 Skipped: 167

Please select your top three (3) priority projects. *

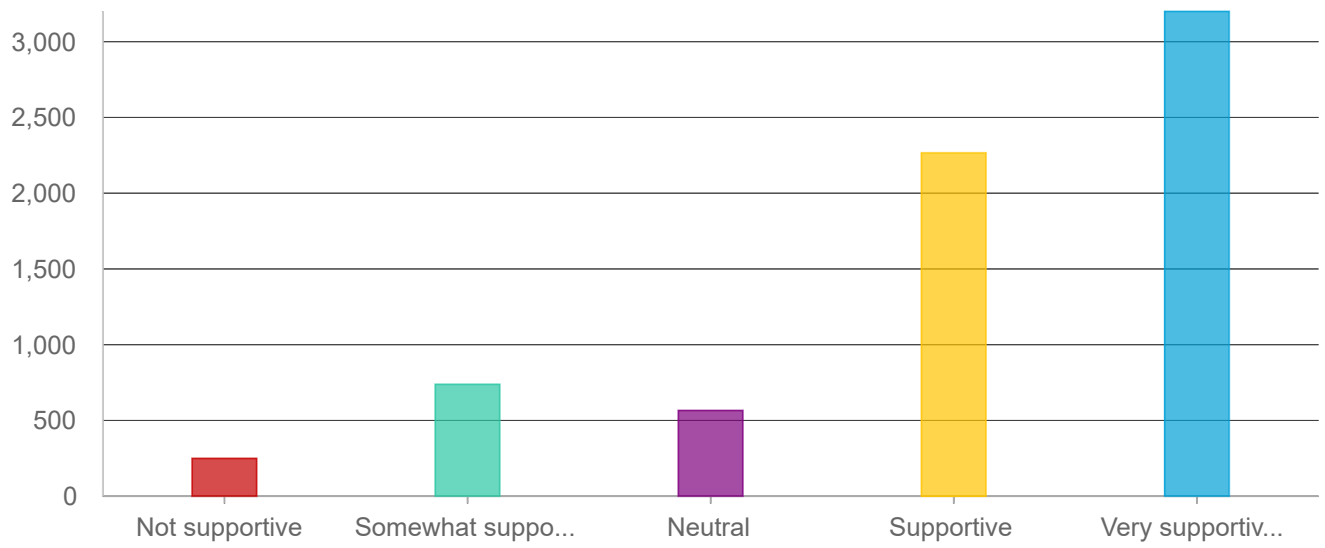


Answers	Count	Percentage
---------	-------	------------

Answers	Count	Percentage
BeltLine Northeast Light Rail Transit	3,572	50.85%
BeltLine Southwest Light Rail Transit	2,600	37.02%
Capitol Ave Bus Rapid Transit	269	3.83%
Campbellton Rd Bus Rapid Transit	519	7.39%
Campbellton Rd Light Rail Transit	639	9.10%
Cleveland Ave Arterial Rapid Transit	295	4.20%
Clifton Corridor Light Rail Transit	3,607	51.35%
Crosstown Downtown East Extension	1,502	21.38%
Crosstown Downtown West Extension	864	12.30%
Frequent Local Bus Service	1,729	24.62%
Metropolitan Pkwy Arterial Rapid Transit	497	7.08%
North Ave-Donald L. Hollowell Pkwy Bus Rapid Transit	448	6.38%
Northside Dr Bus Rapid Transit	417	5.94%
Peachtree Rd Arterial Rapid Transit	936	13.33%
Greenbriar Transit Center	494	7.03%
Moores Mill Transit Center	340	4.84%
Station Improvements	1,934	27.53%

Answered: 7,024 Skipped: 0

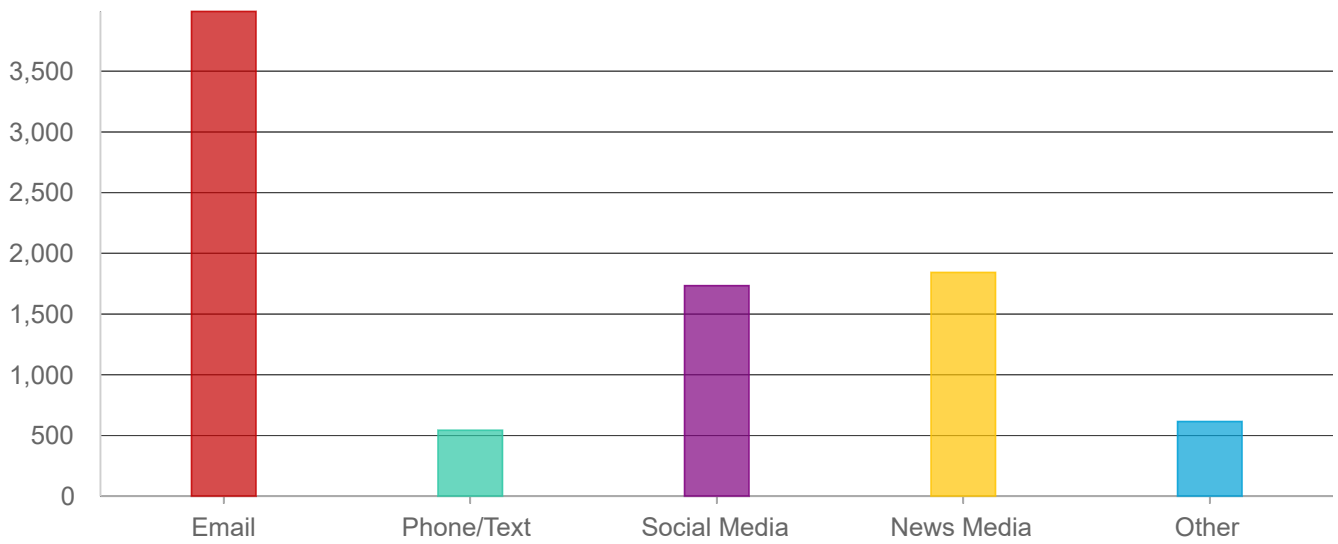
Please rate your level of support of the More MARTA proposed projects. *



Answers	Count	Percentage
Not supportive	249	3.54%
Somewhat supportive	739	10.52%
Neutral	566	8.06%
Supportive	2,267	32.28%
Very supportive	3,200	45.56%

Answered: 7,021 Skipped: 3

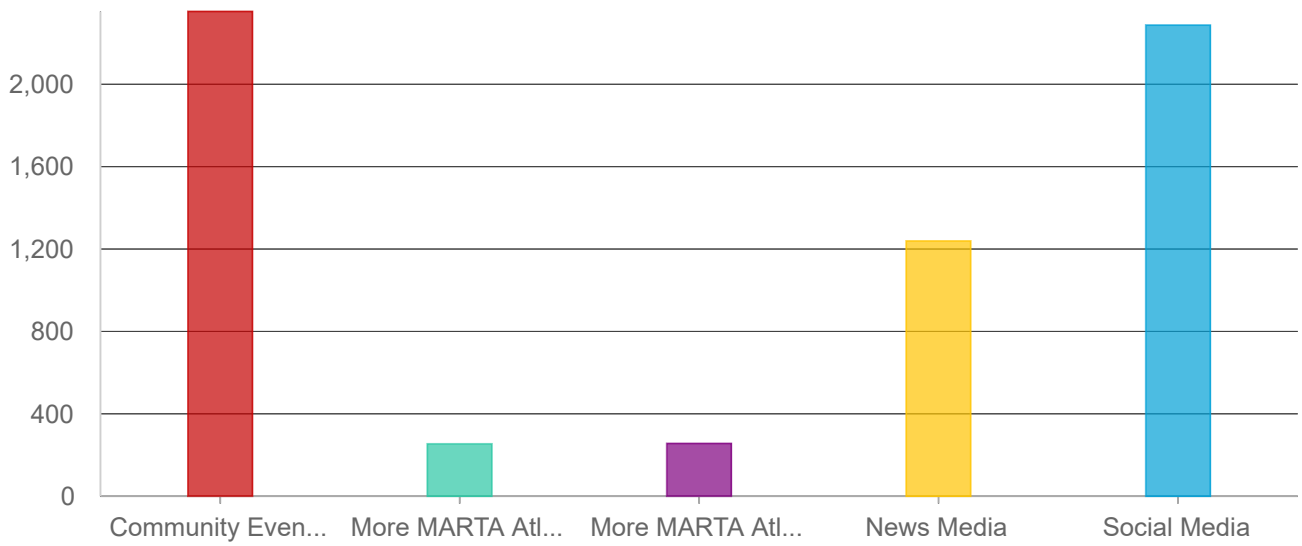
How do you like to receive information on MARTA news? *



Answers	Count	Percentage
Email	3,992	56.83%
Phone/Text	544	7.74%
Social Media	1,734	24.69%
News Media	1,842	26.22%
Other	615	8.76%

Answered: 7,024 Skipped: 0

How did you learn about the More MARTA atlanta program Survey? *



Answers	Count	Percentage
Community Event	2,353	33.50%
More MARTA Atlanta Newsletter	254	3.62%
More MARTA Atlanta Website	256	3.64%
News Media	1,239	17.64%
Social Media	2,287	32.56%

Answered: 6,389 Skipped: 635